

1 **Forest decline differentially affects trophic guilds of canopy-dwelling beetles**

2  
3 Aurélien Sallé<sup>1</sup>, Guilhem Parmain<sup>2</sup>, Benoît Nusillard<sup>2</sup>, Xavier Pineau<sup>1</sup>, Ravène Brousse<sup>1</sup>,  
4 Tiphanie Fontaine-Guenel<sup>1,2</sup>, Romain Ledet<sup>2</sup>, Cécile Vincent-Barbaroux<sup>1</sup>, Christophe Bouget<sup>2</sup>

5  
6 <sup>1</sup> Laboratoire de Biologie des Ligneux et des Grandes Cultures, INRAE, Université d'Orléans,  
7 45067, Orléans, France

8 <sup>2</sup> INRAE, UR EFNO, Domaine des Barres, Nogent-sur-Vernisson, France

9  
10 \* both authors contributed equally to this work

11  
12 **Email addresses**

13 aurelien.salle@univ-orleans.fr

14 guilhem.parmain@inrae.fr

15 benoit.nusillard@irstea.fr

16 xavier.pineau@univ-orleans.fr

17 ravene.brousse@etu.univ-orleans.fr

18 tiphanie.fontaine@etu.univ-orleans.fr

19 romain.ledet@etu.univ-orleans.fr

20 cecile.barbaroux@univ-orleans.fr

21 christophe.bouget2@inrae.fr

22  
23 **Short title**

24 Decline and beetle biodiversity in oak canopy

25  
26 **Keywords (up to 6 keywords)**

27 *Agilus*, *Quercus*, saproxylic beetles, phyllophagous beetles, seminiphagous beetles

28  
29 **Contributions of the co-authors**

30 Conceptualization: A. Sallé & C. Bouget; Methodology: G. Parmain, B. Nusillard, X. Pineau; Data  
31 acquisition: G. Parmain, B. Nusillard, X. Pineau, R. Brousse, T. Fontaine-Guenel, R. Ledet, C.  
32 Vincent-Barbaroux; Writing – original draft: A. Sallé & C. Bouget; Writing – review & editing: A.  
33 Sallé, C. Bouget, G. Parmain, C. Vincent-Barbaroux; Supervision: A. Sallé, Funding acquisition:  
34 A. Sallé

35

## 36 **Acknowledgements**

37 We thank C. Moliard (INRAE) for his technical assistance. We are grateful to O. Rose (Ciidae),  
38 T. Noblecourt (Scolytinae), F. Soldati (Tenebrionidae, Carabidae), T. Barnouin (Elateridae  
39 (pars), Ptinidae (pars)), O. Courtin (Scraptiidae, Mordellidae), Y. Gomy (Histeridae), and C. Sallé  
40 (Curculioninae) for their help with the identifications. We are also grateful to the National  
41 Forestry Office (Office National des Forêts) and the Forest Health Service (Département de la  
42 Santé des Forêts), with special thanks to A. Hachette, F.-X. Saintonge and D. Baudet for their  
43 field assistance.

44

## 45 **Funding**

46 This work was supported by a grant from the French ministry of Agriculture, Food Processing  
47 and Forest (grant E02/2016).

48

## 49 **Data availability**

50 The datasets generated during and/or analyzed during the current study are not publicly  
51 available due to further analyses on the data but are available from the corresponding author on  
52 reasonable request.

53

## 54 **Declaration on conflicts of interest**

55 The authors declare that they have no conflict of interest.

56

57 **Total number of characters:** 66 681

58 **Number of tables:** 5 (+1 in supplementary data)

59

60 **Number of figures:** 6 (+ 1 in supplementary data)

61

## 62 **Reference to pre-print servers (when relevant):**

63 The Preprint version of this article is available in the BioRxiv server,

64 <https://www.biorxiv.org/content/10.1101/2020.02.11.943753v1>

65

66

67

68

69 **Forest decline differentially affects trophic guilds of canopy-dwelling beetles**

70

71 **Key message**

72 Decline can affect the structure, resources and microclimates of the forest canopy, and  
73 potentially have cascading effects on canopy-dwelling species. Our survey shows that an oak  
74 decline can promote saproxylic beetles, especially xylophagous ones, and generalist  
75 phyllophagous weevils. However, it negatively affects specialist phyllophagous species and has  
76 no effect on seminiphagous weevils.

77

78 **Keywords:** *Agrilus*, *Quercus*, saproxylic beetles, phyllophagous beetles, seminiphagous beetles

79

80 **Abstract**

81 **Context**

82 Decline in a context of climate change is expected to induce considerable changes in forest  
83 structure, potentially affecting habitat opportunities and trophic resources for numerous species.  
84 Nonetheless, the consequences of decline on forest biodiversity have rarely been studied.

85 **Aim**

86 We aimed to characterize the impact of oak decline on different guilds of canopy-dwelling  
87 beetles.

88 **Methods**

89 Beetles were sampled for three consecutive years in oak stands exhibiting different levels of  
90 decline. Several guilds were considered: (i) Buprestidae, (ii) other saproxylic beetles split into  
91 wood-boring species and non-wood-boring species, (iii) seed-eating weevils, and (iv) specialist  
92 and generalist leaf-eating weevils.

93 **Results**

94 Overall, decline had positive effects on the abundance and biomass of beetles, though  
95 contrasting variations were observed at the species or guild levels. Xylophagous species,  
96 especially the main oak-associated buprestids, and other saproxylic species benefitted from  
97 decline conditions. However, at odds with the insect performance hypothesis, decline had a  
98 positive effect on generalist phyllophagous species, a negative effect on specialist  
99 phyllophagous species, and a null effect on seminiphagous species.

100 **Conclusion**

101 The increase in species richness for saproxylic and phyllophagous beetle communities suggests  
102 that decline might promote forest biodiversity. Our results call for further studies to thoroughly  
103 assess the functional outcomes of forest decline, and to suggest management strategies for  
104 conservation biologists.

105

106 **Introduction**

107  
108 Global change can dramatically affect the organization and functioning of forest ecosystems by  
109 promoting the introduction and establishment of invasive species (Liebhold et al. 2017), by  
110 intensifying land-use at the landscape level (Seibold et al. 2019), and through the direct and  
111 indirect effects of climate change on forest health (Seidl et al. 2017). Climate change already  
112 challenges the ability of European forests to adapt (Allen et al. 2010; Carnicer et al. 2011), and  
113 unprecedented forest declines are expected in response to the predicted increase in frequency  
114 and severity of droughts and heat waves (Allen et al. 2010; IPCC 2013).

115 Forest decline generally consists in a progressive loss of vigor of the trees, over several years,  
116 in response to multiple, successive or concomitant driving factors (Manion 1981). These factors  
117 include i) predisposing factors such as site conditions that constantly affect the stands, ii) inciting  
118 factors such as defoliation or droughts that trigger declines, and iii) contributing factors such as  
119 secondary pests and pathogens, which aggravate the deleterious effects of inciting factors,  
120 ultimately killing trees (Sinclair 1967; Manion 1981; Thomas et al. 2002; Sallé et al. 2014). The  
121 gradual loss of tree vigor progressively affects all forest compartments but the canopy is  
122 certainly the first to exhibit conspicuous modifications as decline progresses. The crown of a  
123 declining tree is characterized by an accumulation of dead branches, cavities and fruiting bodies  
124 of saprotrophic or pathogenic fungi (Houston 1981; Ishii et al. 2004). Therefore, a forest decline  
125 generates novel structures and favors the accumulation uncommon ones for healthy trees, and  
126 consequently tends to increase the structural complexity of the canopy at stand, tree and branch  
127 scales (Ishii et al. 2004). Crowns of declining trees also exhibit reduced foliage density, which in  
128 turn can considerably alter microclimates within and beneath the canopy (Houston 1981; Ishii et  
129 al. 2004). Such profound structural modifications affect habitat opportunities and trophic  
130 resources, with likely marked cascading effects on canopy-dwelling communities.

131

132 The tree canopy and the soil are the two key compartments supporting forest biodiversity and  
133 their contribution is tremendous (Stork and Grimbacher 2006). Compared to tropical forests,  
134 temperate forests have less vertical stratification and a more marked seasonality with leaf fall, so  
135 temperate forest canopies probably shelter a lower proportion of specific taxa (Ulyshen 2011).  
136 Canopy functional biodiversity in temperate forests has therefore received relatively little  
137 attention to date (Ulyshen 2011). However, the studies conducted in temperate forests (e.g.  
138 Bouget et al. 2011; Vodka and Cizek 2013; Plewa et al. 2017) have shown a clear vertical  
139 stratification of insect assemblages, just as in tropical forests, with 20 – 40% of all forest insect  
140 species strictly associated with canopies (Bouget et al. 2011). In addition to these specialist  
141 species, many Arthropods also rely on the canopy for a part of their life cycle, for maturation  
142 feeding and mating on foliage, such as *Agrius* spp. for instance (Ulyshen 2011; Sallé et al.  
143 2014). However, canopies are still relatively unknown biotic frontiers. These crown ecosystems  
144 harbor poorly understood, rarely described (both in terms of composition and abundance) insect  
145 communities (Bouget et al. 2011). They potentially shelter an underestimated pool of rare or  
146 patrimonial species (Plewa et al. 2017), but also native and invasive pests.

147  
148 Canopy modifications in response to decline may change resource availability and microclimates  
149 and may create novel colonization opportunities, thus modulating in different ways the  
150 community dynamics of canopy-dwelling insects, depending on their functional guilds. Changes  
151 in foliage quality during plant stress may influence the performance of leaf feeders, but the  
152 magnitude and orientation of the herbivore response likely depends on both stress intensity and  
153 the feeding strategy of the herbivore (Larsson 1989; Herms and Mattson 1992). In addition, the  
154 decrease in the number of living branches in the canopy of declining trees may also negatively  
155 affect leaf-, seed-, and flower-feeding species (Martel and Mauffette 1997). A survey of  
156 Lepidopteran communities in declining maple stands indicated that exposed caterpillars became  
157 more abundant while the density of semi-concealed or endophagous species decreased (Martel

158 and Mauffette 1997). This suggests that phyllophagous or seminiphagous insects with an  
159 intimate relationship with their host-tree, like specialist species with an endophytic larval  
160 development, may be negatively affected by the decrease in foliage quantity or quality and/or the  
161 change in microclimate, while these modifications might promote generalist species (Martel and  
162 Mauffette, 1997). Conversely, saproxylic beetles are likely to show a marked positive response  
163 to forest decline, both in terms of abundance and species richness. Saproxylic beetles form a  
164 functional guild associated with dead and decaying wood, related microhabitats, and other  
165 saproxylic taxa (Stokland et al. 2012). This guild also includes xylophagous species developing  
166 on weakened trees and acting as secondary pests, like the buprestids (Coleoptera:  
167 Buprestidae), which are contributing agents during declines (Sallé et al., 2014; Tiberi et al.  
168 2016). The weakened trees and the accumulation of dead wood and related microhabitats  
169 typical of declining stands should promote the abundance and diversity of this functional guild.

170  
171 Our investigation focused on oak forests, which have at least two relevant characteristics for our  
172 study purpose. First, oak forests have regularly undergone periods of decline throughout Europe  
173 during the last centuries (e.g. Delatour, 1983; Oszako, 2000; Thomas et al., 2002; Sonesson  
174 and Drobyshev, 2010; Denman et al., 2014). Moreover, the frequency and intensity of declines  
175 have recently increased, and extended canopy modifications have already been documented in  
176 Mediterranean oak forests (Allen et al. 2010; Carnicer et al. 2011; Millar and Stephenson 2015).  
177 Second, oak forests host a species-rich insect fauna (Southwood 1961). We sampled the  
178 communities of leaf-dwelling weevils (Coleoptera: Curculionidae) and saproxylic beetles for  
179 three consecutive years in oak stands exhibiting different levels of tree decline.

180 Firstly, we hypothesized that saproxylic beetles, especially xylophagous species, would be  
181 favored by decline. Secondly, we expected to find contrasted responses to decline intensity for  
182 leaf-feeding weevils, dependent on their relationship with the host plant. More specifically, we  
183 hypothesized that weevils with endophytic larvae would be negatively affected by decline while

184 species feeding on foliage only during the adult stage would be favored. Finally, we  
185 hypothesized that seminiphagous weevils would be negatively affected by the reduced amount  
186 of acorns in declining stands. Consequently, our objectives were (i) to describe the canopy-  
187 dwelling communities of buprestid beetles, other saproxylic species and weevils, and (ii) to  
188 evaluate how the local intensity of forest decline was modifying the diversity of these  
189 communities.

190

## 191 **Material and methods**

192

### 193 **Study area**

194 The study was conducted in the two adjacent state forests of Vierzon and Vouzeron, with a  
195 surface area of 5,300 ha and 2,200 ha respectively, located in the center of France 200 km  
196 south of Paris (47° 26' 89" N, 02° 10' 74" E). The Vierzon forest is dominated by oaks (mostly  
197 *Quercus petraea* and *Quercus robur*), at 70%, and conifers (mostly *Pinus sylvestris* and *Pinus*  
198 *nigra*), at 30%, in both pure and mixed stands. The Vouzeron forest is dominated by conifers  
199 (mostly *Pinus sylvestris* and *Pinus nigra*), at 65%, in pure stands or mixed with *Q. robur* and *Q.*  
200 *petraea*. The oaks, especially *Q. robur*, in the Vierzon forest have suffered from regular declines  
201 (documented in 1920, 1940 and 1982 (Douzon 2006)). The last severe oak decline occurred  
202 between 2000 and 2010, which was followed by a sanitation cutting of 100,000 m<sup>3</sup> of oak over  
203 1000 ha (Douzon, 2006). Several factors were implicated in these successive periods of decline.  
204 The prominent predisposing factor was edaphic. In most areas the water table is shallow and  
205 variable, and therefore inadequate for the development *Q. robur*, which was however extensively  
206 planted in this forest (Douzon 2006; Marçais and Desprez-Loustau 2014). The prominent inciting  
207 factors were severe droughts and defoliation caused by powdery mildew (Douzon, 2006;  
208 Marçais and Desprez-Loustau 2014). Finally, the most frequently observed contributing biotic



209 agents were *Agrilus biguttatus* Fabricius and *Armillaria mellea* (Vahl ex Fr.) P. Kumm. (Douzon  
210 2006).

211

## 212 **Site selection and characterization**

213 Overall, 14 stands dominated by mature oaks were monitored during our study in the two forests  
214 (table 1). In 2016, 13 plots were set up in 11 stands (table 1). Plots were homogeneous areas  
215 (approx. 2,000 m<sup>2</sup>) within stands in terms of tree composition and dendrometric parameters.  
216 Most plots were located in different stands (table 1). They were located at a minimum of 100 m  
217 from the others, but in most cases several kilometers from each other. In 2017 and 2018, 12  
218 plots located in 11 stands were selected in the two forests (table 1). Some of the original plots  
219 were changed in 2018 because the stands had been either cleared or harvested selectively  
220 (table 1). We selected one tree at the center of each plot, on which we suspended one trap for  
221 beetle collection (see below “Beetle sampling”).

222 The level of decline was evaluated yearly, during winter, at two embedded spatial scales. (i) At  
223 the tree scale: individual decline status was assessed for all bearing-trap trees. (ii) At the plot  
224 scale: decline status was assessed for trees surrounding the bearing-trap tree, which  
225 encompassed only the five closest oak trees in 2016 and 2017, and all the oaks located within a  
226 radius of 20 m around the bearing-trap tree in 2018. Decline level was evaluated following the  
227 protocol designed by the French Forest Health Service (Département de la Santé des Forêts,  
228 DSF) (Nageleisen 2005). In brief, crown transparency, the proportion of branches without  
229 leaves, the proportion of dead branches and leaf distribution in the canopy were evaluated.  
230 Based on these criteria, each tree was given a decline index ranging from 0 (no decline) to 5  
231 (dead tree) (table 2). Trees with an index value equal to or below two were considered healthy.  
232 Trees with an index value equal to or above three were considered in decline. For the plot scale,  
233 the proportion of declining trees (with a decline index equal to or above three) was calculated,  
234 following a routine DSF procedure (table 2).

235

## 236 **Beetle sampling**

### 237 **Optimization of the sampling protocol**

238 We used multi-funnel traps (Lindgren traps, Chemtica Internacional, San Jose, Costa Rica),  
239 each with 12 fluon-coated funnels, to collect the insects. To optimize our protocol for sampling  
240 canopy-dwelling beetles, we tested two trap heights and two trap colors. In 2016, we assessed  
241 whether trap height significantly affected the composition or relative abundance of the captured  
242 species. To do so, we suspended two green traps at different heights in the same tree, one  
243 approximately 15 m from the ground and the other 10 m from the ground. Thirteen pairs of traps  
244 were considered.

245 In 2017 and 2018, we also compared the trapping efficiency of green and purple multi-funnel  
246 traps. Green multi-funnel traps have successfully captured a wide array of buprestid species in  
247 North America and Europe (Petrice and Haack 2015; Rassati et al. 2019), but Brown et al.  
248 (2017) showed that some European *Agrilus* species might be more attracted to purple than to  
249 green. In ten trees, one green and one purple trap were both suspended roughly 15 m above the  
250 ground.

### 251 **Routine sampling protocol**

252 For the sake of consistency, and because it was the best sampling design (see “Results), only  
253 green multi-funnel traps, suspended at 15 m from the ground (i.e., among the lower branches of  
254 the canopy) were considered to assess the effect of decline on canopy-dwelling beetles. One  
255 trap was set up within each monitored plot. The collectors were filled with a 50% (v/v)  
256 monopropylene glycol solution diluted with water, and a drop of detergent. No lure was added to  
257 the traps. The traps were emptied every month and the captured species were recorded. In  
258 2016, the traps were installed in June and collection continued until September. In 2017, the  
259 traps were installed in April and collection continued until October. In 2018, the traps were  
260 installed in April and collection continued until September.

261

## 262 **Beetle identification and ecological trait assignment**

263 Three beetle groups were considered for analysis: (i) oak-associated buprestid beetles, i.e.  
264 xylophagous species specifically attracted by green Lindgren traps; (ii) other saproxylic beetles,  
265 excluding “tourist” species associated to conifer tree species, split into two feeding guilds, i.e. the  
266 xylophagous species guild (incl. xylophagous *sensu stricto* and saproxylophagous species) and  
267 the non-xylophagous species guild (incl. saprophagous, zoophagous, mycetophagous species);  
268 and (iii) oak-associated phytophagous weevils, which were split into two feeding guilds, i.e. the  
269 leaf-eating (phylophagous, i.e. folivore) species guild and the seed- and fruit-eating  
270 (seminiphagous, i.e. acorn borers) species guild. In the phylophagous guild, we considered  
271 species whose adults feed on oak leaves (mainly leaf chewers) as generalist species, and  
272 species whose both larvae and adults feed on oak leaves (larvae dwelling in foliar tissues) as  
273 specialist species.

274 Certain saproxylic families were removed from the data set (Latridiidae, Leiodidae, Malachiidae,  
275 Cantharidae, Corylophidae, Cryptophagidae, Ptiliidae, Staphylinidae), because they are often  
276 difficult to identify at the species level and due to the lack of specialists able to check species  
277 identifications. The French Frisbee database was used as the reference list of feeding guilds for  
278 saproxylic beetle species from the 39 recorded beetle families (Bouget et al. 2019). Most of the  
279 beetle specimens were identified by several of the authors (GP, BN, XP, RB, TFG and RL). The  
280 remaining families were identified by specialists, as mentioned in the Acknowledgements. For  
281 each guild, we computed number of species (richness), number of individuals (abundance) and  
282 beetle biomass caught at the trap level and cumulated over all the sampling season per year.  
283 Biomass, actually dry weight (in mg), was assessed through the following formula: Biomass =  
284  $3.269 + L^{2.463}$ , where “L” is the body length in millimeters (Ganihar 1997 in Seibold et al. 2019).  
285 The abundance of several dominant species of oak-associated buprestids and phytophagous  
286 weevils was also analyzed.

287

## 288 **Data analysis**

289 All analyses were performed in R, version 3.5.1 (R Core Team 2018). Trap color and trap height  
290 effects on catches of buprestids, other saproxylic beetles and phytophagous weevils were  
291 assessed with Wilcoxon signed-ranked tests. To analyze the effect of the decline level at tree  
292 scale on cumulative number of detected species, we rarefied species richness to the same  
293 sample size (interpolated rarefaction sampling without replacement; `specaccum` function, `vegan`  
294 R-package). To rank the effect of decline level at tree or plot scale on variations in average  
295 univariate metrics (mean values per trap of guild richness, species abundance, guild abundance,  
296 guild biomass), we used the differences in the Akaike information criterion (AICc) scores to  
297 compare the fit between the generalized linear mixed models including separately each of the  
298 two explanatory variables and their fit with the null model. To assess the significance of the  
299 estimates of the best decline features for each response variable, the error structure of the  
300 generalized linear mixed-effects models was adjusted to better fit the data. To do so, `glmm` were  
301 fitted for the negative binomial family, the Gaussian family, the log-normal family (i.e. log-  
302 transformed response), and the Poisson family (functions `glmer.nb`, `glmer`, `lmer`, `lme4` R-  
303 package). To account for repeated measures and configuration of sampling design, plot and  
304 year were added as nested random effects on the intercept in mixed models. To rank the effect  
305 of decline level at tree or tree-group scale on variations in species composition (including  
306 singletons), we performed a Canonical Analysis of Principal coordinates (function `capscale`,  
307 `vegan` R-package, CAP, Anderson and Willis 2003). Based on Bray-Curtis distance matrices, we  
308 carried out inertia partitioning on all the explanatory environmental variables, as colinearity  
309 among predictor variables is not a problem in CAP. We calculated total constrained inertia, the  
310 total inertia explained by each variable, the latter's statistical significance (permutation tests –  
311 100 runs) and the relative individual contribution of each variable to constrained inertia.

312 We used the IndVal method to identify beetle species indicating tree decline level (healthy vs.  
313 declining) (Dufrêne and Legendre 1997, indicpecies R-package). This method calculates the  
314 association value (IndVal index) between the species and a group of sites, based on between-  
315 group variations in occurrence (fidelity) and abundance (specificity), and then tests the statistical  
316 significance of this relationship with a permutation test. P-values were corrected for multiple  
317 testing. Only species shown to be significant in the permutation test with an indicator value  
318 above 25%, occurring in more than 10% of the samples and with more than 10 individuals  
319 sampled were considered here.

320

## 321 **Results**

322 For all guilds, the number of individuals captured was higher in the upper traps (Fig. 1). For both  
323 guilds of leaf-dwelling species (i.e. Agrilinae and phytophagous weevils), green traps were  
324 markedly more attractive than purple traps, while no difference between traps was detected for  
325 the other saproxylic species (Fig. 2).

326

327 Overall, for the assessment of decline effects on canopy-dwelling beetles, the compiled data set  
328 of 27,627 individual specimens included 266 beetle species: 10,440 individuals and ten species  
329 of oak-associated buprestid beetles; 8,280 individuals and 21 species of oak-associated  
330 phytophagous weevils (4 seminiphagous, 10 specialist phyllophagous, 5 generalist  
331 phyllophagous and 2 flower-eating (anthophagous) species); 3,008 individuals and 102 species  
332 of non-xylophagous saproxylic beetles; and 5,899 individuals and 133 species of xylophagous  
333 saproxylic beetles (table S1). This corresponds to 14,490 individuals and 223 beetle species  
334 found in the 23 traps hanging from non- or slightly-declining trees, and 13,137 individuals and  
335 194 species found in the 14 traps hanging from declining trees. On the whole, cumulative  
336 species-richness estimates at a standardized sample size did not display any significant contrast

337 between decline levels at the tree scale, either for the whole beetle community, or for individual  
338 guilds (Fig. S1).

339

340 We detected many significant effects of decline level on guild metrics (mean abundance,  
341 biomass and richness per trap) and on species mean abundances (table 3). Most of these  
342 effects were positive, except, at the plot scale, for (i) a negative effect of decline level on the  
343 mean abundance of xylophagous beetles (table 3 and Fig. 3), and (ii) a negative effect of decline  
344 level on the mean abundance of two specialist phyllophagous species, i.e. *Archarius*  
345 *pyrrhoceras* Marsham and *Orchestes quercus* L. (table 3). We measured significant positive  
346 effects of decline level at the tree scale on the species richness of xylophagous beetles (Fig. 3)  
347 and on the biomass and abundance of buprestids (Fig. 4); and at plot scale, on the biomass of  
348 non-xylophagous saproxylic beetles (Fig. 3), on species richness of buprestids (Fig. 4) and  
349 phyllophagous weevils (Fig. 5), and on the abundance of generalist phyllophagous weevils (Fig.  
350 5). Five of the six buprestid species tested responded positively in abundance to decline  
351 intensity (at tree scale: *Agrilus angustulus* Illiger, *A. biguttatus*, *Agrilus laticornis* Illiger, *Agrilus*  
352 *obscuricollis* Kiesenwetter, *Agrilus sulcicollis* Lacordaire; and at the plot scale: *Coraeus*  
353 *undatus* Fabricius), as well as one of the two tested generalist phyllophagous weevil (*Phyllobius*  
354 *pyri* L.) (table 3). Seminiphagous species were not significantly affected by decline level at any  
355 scale, either at species or guild level (table 3, Fig. 5). Specialist phyllophagous weevils  
356 responded to decline intensity at the species level but not at the guild level (table 3, Fig. 5).  
357 When all the sampled species were pooled, we also observed significant positive effects of  
358 decline at the tree scale on the biomass and abundance of all beetles (table 3, Fig. 6).

359 From CAP analyses, we estimated low but significant contributions of decline level to variations  
360 in the community composition of most of the beetle groups, i.e. phytophagous weevils,  
361 buprestids and xylophagous saproxylic, though not for the non-xylophagous saproxylic guild  
362 (table 4). Significant effects on community composition were mainly related to decline level at

363 the plot scale, except for xylophagous saproxylic beetles, which were affected at the tree scale.

364 A larger portion of inertia was explained by sampling year.

365  
366 The IndVal analysis detected 15 characteristic species in declining trees, and only one in healthy  
367 trees (table 5). The group of species associated with declining trees consisted primarily of  
368 xylophagous species, including four species of *Agrilus*, five other xylophagous beetle species,  
369 and two saproxylophagous species.

370

## 371 **Discussion**

372

373 Oak decline affected the communities of the canopy-dwelling beetles considered in our study  
374 differently depending on their feeding guild and/or host specialization. As predicted, the  
375 abundance, biomass, and species richness of oak-associated buprestids increased with the  
376 decline severity. The abundance of most major Agrilinae species followed a similar pattern.  
377 Consequently, most species contributed to this overall increase. Agrilinae preferentially colonize  
378 weakened hosts (e.g. Moraal and Hilszczanski 2000; Jennings et al. 2014; Petrice and Haack  
379 2014; Poole et al. 2019). Their abundance is positively influenced by the availability of fresh  
380 snags and coarse woody debris in the environment (Redilla and McCullough 2017), and  
381 damaged trees (Brück-Dyckhoff et al. 2019); these features typically occur in declining stands.  
382 Several of the species collected, namely *A. biguttatus*, *A. sulcicollis*, *A. angustulus*, and *C.*  
383 *undatus*, can act as major contributing agents during oak declines (Sallé et al. 2014).  
384 Consequently, they may also have exerted a positive feedback by further weakening their host  
385 trees, thus contributing to the accumulation of favorable breeding material. Interestingly, three of  
386 the four, *A. biguttatus*, *A. sulcicollis* and *A. angustulus*, were also good indicators of declining  
387 trees, together with *Scolytus intricatus* Ratzeburg and *Gasterocercus depressirostris* Fabricius,  
388 other contributing agents of oak decline (Saintonge and Nageleisen 2001; Sallé et al. 2014).

389 However, while the species richness of other xylophagous species also increased in declining  
390 stands, their abundance slightly decreased. This might reflect increased competition among  
391 xylophagous species in declining stands. However, the variation in abundance of these other  
392 xylophagous beetles should be considered with caution since it was mostly driven by variations  
393 in the abundance of *Anisandrus dispar* Fabricius. The abundance of this generalist ambrosia  
394 beetle might have been loosely connected to oak decline level. The increased availability of  
395 resources and habitats in declining stands, especially large woody debris, probably also  
396 participated in the observed increase in the biomass of non-xylophagous saproxylic beetles,  
397 since the size of saproxylic species tends to increase with the diameter of the available  
398 deadwood resources (Brin et al. 2011).

399 Feeding guilds of phytophagous weevils responded differently to decline severity. The  
400 abundance of generalist phyllophagous species, especially *P. pyri*, increased with decline  
401 intensity, while the abundance of the two main specialist phyllophagous species, i.e. *O. quercus*  
402 and *A. pyrrhoceras*, decreased. These variations support our hypotheses and are congruent with  
403 previous observations by Martel and Mauffette (1997) for Lepidopteran communities colonizing  
404 maple foliage. They are nonetheless inconsistent with predictions from the insect performance  
405 hypothesis by Larsson (1989) concerning the response of folivores with various feeding habits to  
406 tree stress. Several factors may have affected the abundance of phyllophagous weevils  
407 differently. Environmental constraints can have contrasted effects on both biochemical and  
408 morphological leaf traits (Günthardt-Goerg et al. 2013; Hu et al. 2013). Likewise, the greater  
409 exposure of leaves in the opened canopies of declining oaks can alter their phytochemical  
410 profile, and may have increased their content in phenolic compounds (Yamasaki and Kikuzawa  
411 2003; Lämke and Unsicker 2018). Such modifications may in turn have different impacts on  
412 phytophagous insects depending on their feeding guild and specialization (e.g. Gutbrodt et al.  
413 2011; Forkner et al. 2014). In addition to modifying trophic resources or habitats, crown thinning  
414 during a decline can also directly impact larval development by altering the thermal buffering



415 provided by the canopy (Martel and Mauffette 1997; Hardwick et al. 2015; De Frenne et al.  
416 2019). Greater leaf exposure will affect leaf microclimate and may have detrimental effects on  
417 endophytic larvae (e.g. Pincebourde et al. 2007), like those of *O. quercus* or *A. pyrrhoceras*.  
418 Canopy thinning can also affect forest soil microclimates (De Frenne et al. 2013), allowing free-  
419 living larvae like those of *P. pyri* to find optimal microclimatic conditions more easily. Finally,  
420 greater leaf exposure may also lead to greater predation pressure on leaf-dwelling endophytic  
421 larvae (e.g. Tschanz et al. 2005), which would further explain why specialist phyllophagous  
422 weevils with endophytic larvae were negatively affected by oak decline. Overall, the negative  
423 response of specialist phyllophagous species to decline may relate to a decrease in leaf  
424 suitability (phytochemical profile and microclimatic conditions), an increase in predation pressure  
425 or reduced food availability (fewer leaves) (Gely et al. 2019). Conversely, the positive response  
426 of generalist phyllophagous species to decline severity could stem from a decrease in  
427 interspecific competition with decreasing populations of specialist species (Kaplan and Denno  
428 2007), and from improved conditions for larval development. For seminiphagous weevils, no  
429 effect of decline was detected, suggesting either that acorn quantity or quality was not markedly  
430 affected by oak decline or that the modifications were not significant enough to impact the  
431 species considered.

432 We considered decline level at two spatial scales: the tree and the plot. Overall, we observed  
433 significant responses mainly at the tree scale for xylophagous beetles, including oak-associated  
434 buprestids, and mainly at the plot scale for phytophagous and non-xylophagous saproxylic  
435 beetles. This might reflect differences among guilds in their dispersal capacity and host-selection  
436 behavior. For instance, some xylophagous species might have emerged from the declining trees  
437 carrying traps or might have been visually and/or chemically attracted by these declining trees,  
438 since weakened hosts often attract secondary pests (e.g., Haack and Benjamin 1982). More  
439 specifically host volatiles such as terpenes or ethanol emitted by weakened trees can be used

440 by these insects to discriminate suitable hosts (e.g., Montgomery and Vargo 1983; Sanchez-  
441 Osorio et al. 2019).

442  
443 For all the communities we monitored, further experiments would be necessary to identify the  
444 main drivers of the variations observed. More specifically, the effect of decline on the abundance  
445 of microhabitats and resources such as dead wood, cavities, opportunistic fungi, and acorns  
446 should be quantified (Heitzman et al. 2007; Spetich 2007). Likewise, changes in microclimates  
447 and predation pressure at the canopy and soil levels during a decline should be characterized. In  
448 addition, in our study we were not able to take into account decline dynamics, since historical  
449 data on decline onset, duration and intensity at the stand scale was lacking. We considered  
450 stands exhibiting different decline levels, which may result from disturbances with different  
451 frequency, severity and/or spatial and temporal extents at the stand scale. Past disturbance  
452 regimes can modulate the current taxonomic, functional and phylogenetic composition forest  
453 communities, notably the community of saproxylic beetles (Kozak et al. 2020). Therefore  
454 integrating historical data in future studies would help to disentangle current decline effects from  
455 past disturbance legacies.

456  
457 Changes in species richness and abundance led to significant community modifications for both  
458 xylophagous beetles and phytophagous weevils, which in turn contributed to a significant  
459 modification of the overall beetle community. From a functional standpoint, this type of  
460 modification may modulate important processes in forest ecosystems, since saproxylic insects  
461 play a significant role in wood decomposition and the nitrogen cycle (Ulyshen 2015). In addition,  
462 saproxylic and leaf-dwelling beetles can be important prey for insectivorous vertebrates (e.g.  
463 Tillon et al. 2016; Koenig and Liebhold 2017), and changes in beetle community composition  
464 may therefore have cascading effects on the food web (e.g. Koenig and Liebhold 2017). From a  
465 conservation standpoint, the increase in species richness for the xylophagous and

466 phyllophagous beetle communities suggests that declining stands might enhance forest  
467 biodiversity. Decline especially promoted saproxylic species. This community is particularly  
468 sensitive to the intensification of management practices involving the extraction of weakened or  
469 decaying wood material, and consequently includes several rare and protected species (Grove  
470 2002; Seibold et al. 2015). The accumulation of suitable habitats and resources for this  
471 community in declining stands may then counterbalance the adverse effects of intensive  
472 management. The increase in abundance and/or biomass of xylophagous and phyllophagous  
473 beetles also resulted in an overall increase in beetle abundance and biomass in the declining  
474 stands. This also suggests that forest decline may mitigate the reduction in insect biomass  
475 recently reported in European forests, in intensively managed landscapes (Seibold et al. 2019),  
476 at least if the increase in resources and structural complexity persists over time (Winter et al.  
477 2015). In this regard, increases in species richness, abundance and biomass of xylophagous  
478 species at the stand scale, as in our study, might prove to be ephemeral (Winter et al. 2015).

479 In our forests, in the CAP sampling year explained a greater percentage of inertia than did  
480 decline level for all guilds considered. This strong year effect could result from high inter-annual  
481 variations in beetle abundance and/or occurrence, but may also incorporate multiple  
482 methodological factors (i.e., (i) slight variations in sampling periods, (ii) changes in monitored  
483 plots and (iii) modifications in the protocol of decline characterization at the plot level). Marked  
484 variations in beetle abundance and biomass occurred on plots and at periods that were  
485 consistently monitored throughout the three years of survey, and between years (i.e., 2016 and  
486 2017) when the protocol of decline characterization was identical (data not shown). This rather  
487 supports the hypothesis that the year effect mainly results from marked inter-annual variations in  
488 beetle abundance and community composition. Such fluctuations in population and community  
489 abundances are commonly observed in temperate forests (e.g. Stange et al. 2011). A longer  
490 monitoring period on the same plots would be necessary to identify the factors contributing to the  
491 between-year variations we observed.

492  
493 Green Lindgren traps, placed at the canopy level, have proven to be effective in collecting leaf-  
494 dwelling beetles. These traps were specifically designed to collect *Agrilus planipennis* Fairmaire  
495 (Francese et al. 2011), but have also allowed researchers to collect North American and  
496 European Agrilinae species (Petrice and Haack 2015; Rassati et al. 2019). During our survey, all  
497 the Agrilinae species associated with oaks in France (i.e. *Agrilus* sp., *Coraebus* sp. and  
498 *Meliboeus* sp.) were captured, except for *Agrilus grandiceps hemiphanes* Marseul, a rare  
499 Mediterranean species, and *Coraebus florentinus* Herbst. The latter species had previously been  
500 collected in the Vierzon forest, and typical shoot browning resulting from its larval activity has  
501 already been reported there. The species might have been present but at too low population  
502 density for detection, or it might not have been attracted by our traps. We also collected quite  
503 diverse communities of phyllophagous and seminiphagous weevil species in our green Lindgren  
504 traps, in large amounts for some species. These species were significantly more attracted to  
505 green traps than to purple ones, which is congruent with the attraction to green substrates  
506 reported for other phytophagous weevils (e.g. Cross et al. 1976; Gadi and Reddy 2014). Overall,  
507 this suggests that green Lindgren traps are attractive to phyllobiont species in general, and  
508 confirms the tool's utility when investigating canopy-dwelling beetles associated with foliage.

509  
510 **Conclusion**

511 Our three-year survey in a declining forest allowed us to detect significant effects of decline on  
512 different canopy-dwelling species and guilds, in spite of strong inter-annual variations and a  
513 limited spatial extent, the survey being performed in two adjacent forests. Overall, decline had a  
514 positive effect on the abundance and biomass of beetles, but contrasted variations were  
515 observed at the species or guild levels, with positive effects for saproxylic and generalist  
516 phyllophagous species, null effects for seminiphagous species and negative effects for specialist  
517 phyllophagous species. These results call for studies conducted at larger spatial and temporal

518 scales to assess the functional outcomes of the unprecedented level of forest decline expected  
519 to affect Europe, and to propose management strategies for conservation biologists.

520

## 521 **References**

522

523 Allen C D, Macalady A K, Chenchouni H, Bachelet D, McDowell N, Vennetier M, Kitzberger T,  
524 Rigling A, Breshears D D, Hogg E H, Gonzalez P, Fensham R, Zhang Z, Castro J, Demidova, N,  
525 Lim J-H, Allard G, Running S W, Semerci A, Cobb N (2010) A global overview of drought and  
526 heat-induced tree mortality reveals emerging climate change risks for forests. *For Ecol Manage*  
527 259: 660-684.

528 Anderson M J, Willis T J (2003) Canonical analysis of principal coordinates: a useful method of  
529 constrained ordination for ecology. *Ecol* 84: 511-525.

530 Bouget C, Brustel H, Noblecourt T, Zagatti P (2019) Les Coléoptères saproxyliques de France :  
531 Catalogue écologique illustré. Muséum National d'Histoire Naturelle, Paris, 744p.

532 Bouget C, Brin A, Brustel H (2011) Exploring the “last biotic frontier”: are temperate forest  
533 canopies special for saproxylic beetles? *For Ecol Manage* 261: 211-220.

534 Brin A, Bouget C, Brustel H, Jactel H (2011) Diameter of downed woody debris does matter for  
535 saproxylic beetle assemblages in temperate oak and pine forests. *J Insect Conserv* 15: 653-669.

536 Brown N, Jeger M, Kirk S, Williams D, Xu X, Pautasso M, Denman S (2017) Acute Oak Decline  
537 and *Agrilus biguttatus*: the co-occurrence of stem bleeding and D-shaped emergence holes in  
538 Great Britain. *Forests*, 8: 87.

539 Brück-Dyckhoff C, Petercord R, Schopf R (2019) Vitality loss of European beech (*Fagus*  
540 *sylvatica* L.) and infestation by the European beech splendour beetle (*Agrilus viridis* L.,  
541 Buprestidae, Coleoptera). *Forest Ecology and Management*, 432: 150-156.

542 Carnicer J, Coll M, Ninyerola M, Pons X, Sanchez G, Penuelas J (2011) Widespread crown  
543 condition decline, food web disruption, and amplified tree mortality with increased climate  
544 change-type drought. Proc Nat Acad Sci 108: 1474-1478.

545 Cross W H, Mitchell H C, Hardee D D (1976) Boll weevils: Response to light sources and colors  
546 on traps. Environ Entomol 5: 565-57.

547 De Frenne P, Rodríguez-Sánchez F, Coomes D A, Baeten L, Verstraeten G, Vellend M,  
548 Bernhardt-Römermann M, Brown C D, Brunet J, Cornelis J, Decocq G M, Dierschke H, Eriksson  
549 O, Gilliam F S, Hédli R, Heinken T, Hermy M, Hommel P, Jenkins M A, Kelly D L, Kirby K J,  
550 Mitchell F J G, Naaf T, Newman M, Peterken G, Petrik P, Schultz J, Sonnier G, Van Calster H,  
551 Waller D M, Walther G-R, White P S, Woods K D, Wulf M, Graae B J, Verheyen K (2013)  
552 Microclimate moderates plant responses to macroclimate warming. Proc. Nat. Acad. Sci., 110:  
553 18561-18565.

554 De Frenne P, Zellweger F, Rodriguez-Sanchez F, Scheffers B R, Hylander K, Luoto M, Vellend  
555 M, Verheyen K, Lenoir J (2019) Global buffering of temperatures under forest canopies. Nat Ecol  
556 Evol 3: 744-749.

557 Delatour C (1983) Les dépérissements de chênes en Europe. Rev For Fra 4 : 265-282.

558 Denman S, Brown N, Kirk S, Jeger M, Webber J (2014) A description of the symptoms of Acute  
559 Oak Decline in Britain and a comparative review on causes of similar disorders on oak in  
560 Europe. Forestry 87: 535-551.

561 Douzon G (2006) Le point sur les dépérissements des chênes pédonculés en forêt de Vierzon.  
562 Département de la santé des forêts, Bilan de la santé des forêts en 2005, 4 p.

563 Dufrêne M, Legendre P (1997) Species assemblages and indicator species: the need for a  
564 flexible asymmetrical approach. Ecol Monogr 67: 345-366.

565 Forkner R E, Marquis R J, Lill J T (2004) Feeny revisited: condensed tannins as anti-herbivore  
566 defences in leaf-chewing herbivore communities of *Quercus*. Ecol Entomol 29: 174-187.

567 Francese J A, Fraser I, Lance D R, Mastro V C (2011) Efficacy of multifunnel traps for capturing  
568 emerald ash borer (Coleoptera: Buprestidae): effect of color, glue, and other trap coatings. J  
569 Econ Entomol 104: 901-908.

570 Gadi N, Reddy G V (2014) Are sweetpotato weevils (Coleoptera: Brentidae) differentially  
571 attracted to certain colors? Ann Entomol Soc Am 107: 274-278.

572 Ganihar S R (1997) Biomass estimates of terrestrial arthropods based on body length. J Biosci  
573 22: 219-224.

574 Gely C, Laurance S G, Stork N E (2019) How do herbivorous insects respond to drought stress  
575 in trees? Biol Rev doi: 10.1111/brv.12571.

576 Grove S J (2002) Saproxylic insect ecology and the sustainable management of forests. Ann  
577 Rev Ecol Syst 33: 1-23.

578 Günthardt-Goerg M S, Kuster T M, Arend M, Vollenweider P (2013) Foliage response of young  
579 central European oaks to air warming, drought and soil type. Plant Biol 15: 185-197.

580 Gutbrodt B, Mody K, Dorn S (2011) Drought changes plant chemistry and causes contrasting  
581 responses in lepidopteran herbivores. Oikos 120: 1732-1740.

582 Haack R A, Benjamin D M (1982) The biology and ecology of the twolined chestnut borer,  
583 *Agilus bilineatus* (Coleoptera: Buprestidae), on oaks, *Quercus* spp., in Wisconsin. Can Entomol  
584 114: 385-396.

585 Hardwick S R, Toumi R, Pfeifer M, Turner E C, Nilus R, Ewers R M (2015) The relationship  
586 between leaf area index and microclimate in tropical forest and oil palm plantation: Forest  
587 disturbance drives changes in microclimate. Agric For Meteorol 201: 187-195.

588 Heitzman E, Grell A, Spetich M, Starkey D (2007) Changes in forest structure associated with  
589 oak decline in severely impacted areas of northern Arkansas. South J Appl For 31: 17–22.

590 Herms D A, Mattson W J (1992) The dilemma of plants: to grow or defend. Q Rev Biol 67: 283–  
591 335.

592 Houston D R (1981) Stress triggered tree diseases: the diebacks and declines. USDA For Serv  
593 Rep INF-41-81.

594 Hu B, Simon J, Rennenberg H (2013) Drought and air warming affect the species-specific levels  
595 of stress-related foliar metabolites of three oak species on acidic and calcareous soil. *Tree*  
596 *Physiol* 33: 489-504.

597 IPCC (2013) IPCC, 2013: summary for policymakers. In: Stocker TF Qin D Plattner G-K et al.  
598 (eds) *Climate change 2013: the physical science basis*. Cambridge University Press, Cambridge  
599 (UK) and New York (USA).

600 Ishii H T, Tanabe S I, Hiura T (2004) Exploring the relationships among canopy structure, stand  
601 productivity, and biodiversity of temperate forest ecosystems. *For Sci* 50: 342-355.

602 Jennings D E, Taylor P B, Duan J J (2014) The mating and oviposition behavior of the invasive  
603 emerald ash borer (*Agilus planipennis*), with reference to the influence of host tree condition. *J*  
604 *Pest Sci* 87: 71-78.

605 Kaplan I, Denno R F (2007) Interspecific interactions in phytophagous insects revisited: a  
606 quantitative assessment of competition theory. *Ecol Lett* 10: 977-994.

607 Koenig W D, Liebhold A M (2017) A decade of emerald ash borer effects on regional  
608 woodpecker and nuthatch populations. *Biol Invasions*, 19: 2029-2037.

609 Kozák D, Svitok M, Wiezik M, Mikoláš M, Thorn S, Buechling A, Hofmeister J, Matula R, Trotsiuk  
610 V, Bace V, Begovic K, Cada V, Dusatko M, Frankovic M, Horak J, Janda P, Kameniar O, Nagel T  
611 A, Pettit J L, Pettit J M, Synek M, Wiezikova A, Svoboda M (2020) Historical disturbances  
612 determine current taxonomic, functional and phylogenetic diversity of saproxylic beetle  
613 communities in temperate primary forests. *Ecosystems*, doi 10.1007/s10021-020-00502-x.

614 Lämke J S, Unsicker S B (2018) Phytochemical variation in treetops: causes and consequences  
615 for tree-insect herbivore interactions. *Oecologia*, 187: 377-388.

616 Larsson S (1989) Stressful times for the plant stress: insect performance hypothesis. *Oikos* 56:  
617 277-283.



- 618 Liebhold A M, Brockerhoff E G, Kalisz S, Nuñez M A, Wardle D A, Wingfield M J (2017)  
619 Biological invasions in forest ecosystems. *Biol Invasions* 19: 3437-3458.
- 620 Manion P D (1981) *Tree disease concepts*. Prentice-Hall, Englewood Cliffs.
- 621 Marçais B, Desprez-Loustau M L (2014) European oak powdery mildew: impact on trees, effects  
622 of environmental factors, and potential effects of climate change. *Ann For Sci* 71: 633-642.
- 623 Martel J, Mauffette Y (1997) Lepidopteran communities in temperate deciduous forests affected  
624 by forest decline. *Oikos* 78: 48-56.
- 625 Millar C I, Stephenson N L (2015) Temperate forest health in an era of emerging  
626 megadisturbance. *Sci* 349: 823-826.
- 627 Montgomery M E, Wargo P M (1983) Ethanol and other host-derived volatiles as attractants to  
628 beetles that bore into hardwoods. *J Chem Ecol*, 9: 181-190.
- 629 Moraal L G, Hilszczanski J (2000) The oak buprestid beetle, *Agrilus biguttatus* (F.) (Col.,  
630 Buprestidae), a recent factor in oak decline in Europe. *J Pest Sci* 73: 134-138.
- 631 Nageleisen L M (2005). Dépérissement du hêtre: présentation d'une méthode  
632 symptomatologique de suivi. *Rev For Fr* 57: 255-262.
- 633 Oszako T (2000) Oak declines in Europe's forest - history, causes and hypothesis, in Oszako T,  
634 Delatour C (Eds.), *Recent advances on oak health in Europe*. Forest Research Institute,  
635 Warsaw, Poland, pp. 11-40. Petrice T R, Haack R A (2014) Biology of the European oak borer in  
636 Michigan, United States of America, with comparisons to the native twolined chestnut borer. *Can*  
637 *Entomol* 146: 36-51.
- 638 Petrice T R, Haack R A (2015) Comparison of different trap colors and types for capturing adult  
639 *Agrilus* (Coleoptera: Buprestidae) and other buprestids. *Great Lakes Entomol* 48: 45-66.
- 640 Pincebourde S, Sinoquet H, Combes D, Casas J (2007) Regional climate modulates the canopy  
641 mosaic of favourable and risky microclimates for insects. *J Anim Ecol* 76: 424-438.

- 642 Plewa R, Jaworski T, Hilszczański J, Horák J (2017) Investigating the biodiversity of the forest  
643 strata: The importance of vertical stratification to the activity and development of saproxylic  
644 beetles in managed temperate deciduous forests. For Ecol Manage 402: 186-193.
- 645 Poole E M, Ulyshen M D, Horn S, Cram M, Olatinwo R, Fraedrich S (2019) Biology and  
646 distribution of *Agrius macer* LeConte (Coleoptera: Buprestidae), a species associated with  
647 sugarberry (*Celtis laevigata* Willd.) mortality in the southeastern USA. Ann For Sci 76: 7.
- 648 R Core Team (2018) R: A language and environment for statistical computing. R Foundation for  
649 Statistical Computing, Vienna, Austria. URL <http://www.R-project.org/>
- 650 Rassati D, Marini L, Marchioro M, Rapuzzi P, Magnani G, Poloni R, Di Giovanni F, Mayo P,  
651 Sweeney J (2019) Developing trapping protocols for wood-boring beetles associated with  
652 broadleaf trees. J Pest Sci 92: 267-279.
- 653 Redilla K M, McCullough D G (2017) Species assemblage of buprestid beetles in four hardwood  
654 cover types in Michigan. Can J For Res 47: 1131-1139.
- 655 Saintonge F-X, Nageleisen L-M (2001) Le rôle des agriles dans le dépérissement des chênes:  
656 observations récentes en Alsace. In: ONF, FVA (Eds.), Insectes corticoles et dépérissement des  
657 chênes, pp. 33–42.
- 658 Sallé A, Nageleisen L-M, Lieutier F (2014) Bark and wood boring insects involved in oak  
659 declines in Europe: current knowledge and future prospects in a context of climate change. For  
660 Ecol Manage 328: 79-93.
- 661 Sánchez-Osorio I, López-Pantoja G, Tapias R, Pareja-Sánchez E, Domínguez L (2019)  
662 Monoterpene emission of *Quercus suber* L. highly infested by *Cerambyx welensii* Küster. Ann  
663 For Sci 76: 98.
- 664 Seibold S, Brandl R, Buse J, Hothorn T, Schmidl J, Thorn S, Müller J (2015) Association of  
665 extinction risk of saproxylic beetles with ecological degradation of forests in Europe. Conserv  
666 Biol, 29: 382-390.

667 Seibold S, Gossner M M, Simons N K, Blüthgen N, Müller J, Ambarli D, Ammer C, Bauhus J,  
668 Fischer M, Habel J C, Linsenmair K E, Nauss T, Penone C, Prati D, Schall P, Schulze E-D, Vogt  
669 J, Wöllauer S, Weisser W W (2019) Arthropod decline in grasslands and forests is associated  
670 with landscape-level drivers. *Nat* 574: 671-674.

671 Seidl R, Thom D, Kautz M, Martin-Benito D, Peltoniemi M, Vacchiano G, Wild J, Ascoli D, Petr  
672 M, Honkaniemi J, Lexer M J, Trotsiuk V, Mairota P, Svoboda M, Fabrika M, Nagel T A, Reyer C  
673 P O (2017) Forest disturbances under climate change. *Nat Clim Change* 7: 395-402.

674 Sinclair, W.A., 1967. Decline of hardwoods: possible causes, in: International shade tree  
675 conference, pp. 17–32.

676 Sonesson K, Drobyshev I (2010) Recent advances on oak decline in southern Sweden. *Ecol Bull*  
677 53: 197-208. Southwood T R E (1961) The number of species of insect associated with various  
678 trees. *J Anim Ecol* 30: 1–8.

679 Spetich M A (2007) Down deadwood dynamics on a severely impacted oak decline site. USDA  
680 For Serv Gen Tech Rep SRS–101: 206-213.

681 Stange E E, Ayres M P, Bess J A (2011) Concordant population dynamics of Lepidoptera  
682 herbivores in a forest ecosystem. *Ecography* 34: 772-779.

683 Stokland J N, Siitonen J, Jonsson B G (2012) Biodiversity in Dead Wood. Cambridge University  
684 press.

685 Stork N E, Grimbacher P S (2006) Beetle assemblages from an Australian tropical rainforest  
686 show that the canopy and the ground strata contribute equally to biodiversity. *Proc Roy Soc B:*  
687 *Biol Sci* 273: 1969-1975.

688 Thomas F M, Blank R, Hartmann G (2002) Abiotic and biotic factors and their interactions as  
689 causes of oak decline in Central Europe. *For Pathol* 32: 277-307.

690 Tiberi R, Branco M, Bracalini M, Croci F, Panzavolta T (2016) Cork oak pests: a review of insect  
691 damage and management. *Ann For Sci* 73: 219-232.

- 692 Tillon L, Bouget C, Paillet Y, Aulagnier S (2016) How does deadwood structure temperate forest  
693 bat assemblages? *Eur J For Res* 135: 433-449.
- 694 Tschanz B, Schmid E, Bacher S (2005) Host plant exposure determines larval vulnerability—do  
695 prey females know? *Funct Ecol* 19: 391-395.
- 696 Ulyshen M D (2015) Insect-mediated nitrogen dynamics in decomposing wood. *Ecol Entomol* 40:  
697 97-112.
- 698 Ulyshen M D (2011) Arthropod vertical stratification in temperate deciduous forests: implications  
699 for conservation-oriented management. *For Ecol Manage* 261: 1479-1489.
- 700 Vodka Š, Cizek L (2013) The effects of edge-interior and understory-canopy gradients on the  
701 distribution of saproxylic beetles in a temperate lowland forest. *For Ecol Manage* 304: 33-41.
- 702 Winter M B, Ammer C, Baier R, Donato D C, Seibold S, Müller J (2015) Multi-taxon alpha  
703 diversity following bark beetle disturbance: evaluating multi-decade persistence of a diverse  
704 early-seral phase. *For Ecol Manage* 338: 32-45.
- 705 Yamasaki M, Kikuzawa K (2003) Temporal and spatial variations in leaf herbivory within a  
706 canopy of *Fagus crenata*. *Oecologia* 137: 226-232.

707 Table 1: characteristics of the monitored oak stands

708

| Stand ID | Latitude | Longitude | Mean $\pm$ SE stand height (m) | Monitoring year | Composition                              | Mean $\pm$ SE oak DBH (cm) <sup>2</sup> | Oak density (n / ha) <sup>3</sup> | Tree density (n / ha) <sup>3</sup> | Total basal area (m <sup>2</sup> / ha) <sup>3</sup> |
|----------|----------|-----------|--------------------------------|-----------------|--|---|-----------------------------------|------------------------------------|---|
| 19       | 47.2579  | 2.1812    | 15 $\pm$ 1                     | 2018            | Oak with a beech understorey             | 51.8 $\pm$ 2.4                          | 151                               | 151                                | 33  |
| 24       | 47.2681  | 2.1733    | 20 $\pm$ 2                     | 2016-2017       | Pure oak                                 | 65.0 $\pm$ 3.5                          | 88                                | 88                                 | 30  |
| 35-1     | 47.2980  | 2.1752    | 17 $\pm$ 1                     | 2016-2017-2018  | Oak with scattered beech and Scots pine  | 54.2 $\pm$ 3.4                          | 111                               | 207                                | 47  |
| 35-2     | 47.2974  | 2.1743    | 17 $\pm$ 1                     | 2016-2017-2018  | Oak with scattered beech and Scots pine  | 51.7 $\pm$ 3.5                          | 119                               | 167                                | 30  |
| 55       | 47.2567  | 2.1616    | 21 $\pm$ 2                     | 2016-2017-2018  | Mixed stand of oak and beech             | 69.0 $\pm$ 8.3                          | 16                                | 111                                | 33  |
| 70       | 47.2886  | 2.1551    | 17 $\pm$ 2                     | 2016-2017-2018  | Oak with scattered beech and Scots pine  | 47.1 $\pm$ 5.0                          | 64                                | 119                                | 21  |
| 71       | 47.2877  | 2.1536    | 15 $\pm$ 1                     | 2018            | Oaks with scattered beech and Scots pine | 39.7 $\pm$ 3.7                          | 119                               | 223                                | 26  |
| 81-1     | 47.2666  | 2.1967    | 23 $\pm$ 2                     | 2016            | Oak with a hornbeam understorey          | 37.4 $\pm$ 1.3                          | 175                               | 175                                | 20  |
| 81-2     | 47.2672  | 2.1980    | 23 $\pm$ 2                     | 2016-2017-2018  | Oak with a hornbeam understorey          | 37.4 $\pm$ 1.3                          | 175                               | 175                                | 20  |
| 133      | 47.2918  | 2.1434    | 18 $\pm$ 2                     | 2016-2017       | Oak with scattered beech and Scots pine  | 75.0 $\pm$ 2.6                          | 56                                | 80                                 | 28  |
| 161      | 47.2626  | 2.1243    | 22 $\pm$ 1                     | 2016-2017       | Pure oak                                 | 64.6 $\pm$ 5.6                          | 80                                | 88                                 | 31  |
| 179      | 47.2654  | 2.1189    | 19 $\pm$ 2                     | 2016-2017-2018  | Pure oak                                 | 59.3 $\pm$ 3.6                          | 151                               | 151                                | 45  |
| 236      | 47.2675  | 2.0807    | 15 $\pm$ 3                     | 2016-2017-2018  | Mixed stand of oak and beech             | 40.5 $\pm$ 4.8                          | 167                               | 422                                | 51  |
| 249      | 47.2656  | 2.0674    | 16 $\pm$ 1                     | 2018            | Oak with scattered beech                 | 48.2 $\pm$ 1.3                          | 199                               | 223                                | 38  |

|     |          |        |        |                |                                       |            |     |     |    |
|-----|----------|--------|--------|----------------|---------------------------------------|------------|-----|-----|----|
| 290 | 47.26119 | 2.0328 | 16 ± 1 | 2016-2017-2018 | Oak with scattered wild service trees | 38.6 ± 1.7 | 183 | 207 | 24 |
| 299 | 47.2569  | 2.0257 | 21 ± 3 | 2016-2017-2018 | Pure oak                              | 47.8 ± 8.1 | 64  | 64  | 14 |

709 <sup>1</sup>Mean stand was measured on three trees, <sup>2</sup>DBH was measured on all trees within a radius of 20 m around the tree carrying traps. <sup>3</sup>Densities and total basal area were assessed  
 710 through the inventory and measurement of all trees within a radius of 20 m around the tree carrying traps

711 Table 2: decline index of trees carrying traps and percentage of surrounding declining trees in  
 712 the monitored oak plots, for the three survey years  
 713

| Stand ID | Decline index of trees with traps |      |      | Percentage of surrounding declining trees |      |      |
|----------|-----------------------------------|------|------|---|------|------|
|          | 2016                              | 2017 | 2018 | 2016                                      | 2017 | 2018 |
| 19       | NA                                | NA   | 3    | NA  | NA   | 89   |
| 24       | 4                                 | 3    | NA   | 17  | 33   | NA   |
| 35-1     | 2                                 | 1    | 1    | 17  | 0    | 19   |
| 35-2     | 0                                 | 1    | 1    | 17  | 33   | 14   |
| 55       | 3                                 | 3    | 3    | 83  | 67   | 100  |
| 70       | 3                                 | 3    | 3    | 83  | 71   | 100  |
| 71       | NA                                | NA   | 3    | NA  | NA   | 87   |
| 81-1     | 1                                 | 1    | 1    | 17  | 17   | 14   |
| 81-2     | 2                                 | NA   | NA   | 0   | NA   | NA   |
| 133      | 3.5                               | 2    | NA   | 33  | 57   | NA   |
| 161      | 2                                 | 2    | NA   | 33  | 29   | NA   |
| 179      | 2                                 | 4    | 2    | 17  | 57   | 61   |
| 236      | 3                                 | 3    | 3    | 33  | 33   | 45   |
| 249      | NA                                | NA   | 3.5  | NA  | NA   | 60   |
| 290      | 2                                 | 2    | 2    | 33  | 14   | 43   |
| 299      | 3.5                               | 2    | 2    | 50  | 57   | 50   |

714

715

716 Table 3: effect of decline on biomass, abundance and species richness for the different groups  
717 and guilds of beetles, and on abundance for the main species collected in the canopy.

|                                       |   | Variable<br>(mean value per trap)           | Best ecological model | Delta[AICc] <sup>°</sup> | Effect of decline<br>estimate | SE   |
|---------------------------------------|---|---|-----------------------|--------------------------|-------------------------------|------|
| Oak-associated buprestid beetles      |   | biomass <sup>(3)</sup>                      | Tree                  | -6                       | <b>1.26</b> **                | 0.44 |
|                                       |   | abundance <sup>(1)</sup>                    | Tree                  | -5                       | <b>1.38</b> **                | 0.48 |
|                                       |   | species richness <sup>(4)</sup>             | Plot                  | -2                       | <b>0.14</b> *                 | 0.06 |
|                                       |   | <i>Agrilus angustulus</i> <sup>(3)°°</sup>  | Tree                  | -4                       | <b>1.49</b> *                 | 0.59 |
|                                       |   | <i>Agrilus biguttatus</i> <sup>(1)</sup>    | Tree                  | -2                       | <b>2.03</b> *                 | 0.93 |
|                                       |   | <i>Agrilus hastulifer</i> <sup>(1)</sup>    | Tree                  | 0                        | 1.84                          | 1.05 |
|                                       |   | <i>Agrilus laticornis</i> <sup>(1)</sup>    | Tree                  | -2                       | <b>0.98</b> *                 | 0.46 |
|                                       |   | <i>Agrilus obscuricollis</i> <sup>(1)</sup> | Tree                  | -2                       | <b>1.87</b> *                 | 0.93 |
|                                       |   | <i>Agrilus sulcicollis</i> <sup>(1)</sup>   | Tree                  | -9                       | <b>1.88</b> ***               | 0.51 |
|                                       |   | <i>Coraebeus undatus</i> <sup>(1)</sup>     | Plot                  | -7                       | <b>0.94</b> ***               | 0.28 |
| Saproxylic beetles (excl. buprestids) | Xylophagous                             | biomass <sup>(3)</sup>                      | Tree                  | 0                        | 0.71                          | 0.46 |
|                                       |   | abundance <sup>(3)</sup>                    | Plot                  | -2                       | <b>-0.39</b> *                | 0.16 |
|                                       |   | species richness <sup>(1)</sup>             | Tree                  | -1                       | <b>0.29</b> *                 | 0.14 |
|                                       | Non-xylophagous                         | biomass <sup>(3)</sup>                      | Plot                  | -3                       | <b>0.31</b> **                | 0.10 |
|                                       |   | abundance <sup>(1)</sup>                    | Plot                  | +1                       | 0.12                          | 0.10 |
|                                       |   | species richness <sup>(2)</sup>             | Plot                  | 0                        | 3.41                          | 1.84 |
| All phytophagous                      | All phytophagous                        | biomass <sup>(3)</sup>                      | Plot                  | 0                        | 0.19                          | 0.12 |
|                                       |   | abundance <sup>(3)</sup>                    | Tree                  | +2                       | 0.10                          | 0.10 |
|                                       |   | species richness <sup>(2)</sup>             | Plot                  | 0                        | 0.64                          | 0.37 |
|                                       | All phyllophagous                       | biomass <sup>(3)</sup>                      | Tree                  | -1                       | 0.23                          | 0.13 |
|                                       |   | abundance <sup>(3)</sup>                    | Tree                  | +2                       | -0.10                         | 0.26 |
|                                       |   | species richness <sup>(3)</sup>             | Plot                  | -3                       | <b>0.10</b> *                 | 0.04 |
| Oak-associated weevils                | Generalist phyllophagous                | biomass <sup>(3)</sup>                      | Plot                  | -1                       | 0.59                          | 0.32 |
|                                       |   | abundance <sup>(3)</sup>                    | Plot                  | -5                       | <b>0.77</b> **                | 0.23 |
|                                       |   | species richness <sup>(3)</sup>             | Tree                  | +5                       | 0.04                          | 0.12 |
|                                       |   | <i>Phyllobius pyri</i> <sup>(1)</sup>       | Plot                  | -6                       | <b>1.69</b> **                | 0.56 |
|                                       |   | <i>Polydrusus cervinus</i> <sup>(1)</sup>   | Plot                  | +2                       | 0.27                          | 0.28 |
|                                       | Specialist phyllophagous                | biomass <sup>(3)</sup>                      | Tree                  | +2                       | -0.10                         | 0.04 |
|                                       |   | abundance <sup>(3)</sup>                    | Tree                  | +1                       | -0.12                         | 0.10 |
|                                       |   | species richness <sup>(4)</sup>             | Plot                  | 0                        | 0.14                          | 0.09 |
|                                       |   | <i>Archarius pyrrhoceras</i> <sup>(1)</sup> | Plot                  | -3                       | <b>-0.79</b> *                | 0.37 |
|                                       |   | <i>Orchestes quercus</i> <sup>(1)</sup>     | Plot                  | -1                       | <b>-0.27</b> *                | 0.13 |
| Seminiphagous                         | biomass <sup>(3)</sup>                  | Tree  | +1                    | -0.38                    | 0.57                          |      |
|                                       | abundance <sup>(1)</sup>                | Plot  | +2                    | -0.14                    | 0.21                          |      |
|                                       | species richness <sup>(4)</sup>         | Plot  | +2                    | 0.06                     | 0.10                          |      |
|                                       | <i>Curculio glandium</i> <sup>(1)</sup> | Plot  | +2                    | -0.15                    | 0.22                          |      |
| All beetles                           | biomass <sup>(3)</sup>                  | Tree  | -10                   | <b>0.80</b> ***          | 0.22                          |      |
|                                       | abundance <sup>(2)</sup>                | Tree  | -3                    | <b>298.2</b> *           | 121.10                        |      |
|                                       | species richness <sup>(2)</sup>         | Tree  | +1                    | 3.70                     | 2.33                          |      |

718 Generalized linear mixed-effects models fitted for the negative binomial family<sup>(1)</sup>, the Gaussian family<sup>(2)</sup>, the log-  
719 normal family<sup>(3)</sup> (i.e. log-transformed response), the Poisson family<sup>(4)</sup> with year as a random effect ; biomass = dry  
720 weight (in mg); ° ΔAICc = AICc (best ecological model) – AICc (null model); °° the variable considered for species is  
721 abundance. P<0.05: \*; P<0.01: \*\*; P<0.001: \*\*\*.

722



723 Table 4: Canonical Analysis of Principal coordinates, based on Bray-Curtis distance matrices,  
 724 ranking the effect of the two spatial levels of decline (plot vs. tree) on variations in species  
 725 composition.  
 726

| Group                                  | Ecological variable with the best contribution to inertia | Inertia explained by the best ecological variable (and significance) | % inertia explained | Inertia explained by sampling year | % inertia explained by sampling year |
|--|---|--|---------------------|------------------------------------|--------------------------------------|
| Oak-associated buprestid beetles       | Plot  | <b>0.60 *</b>  | 5.9                 | <b>2.19 ***</b>                    | 21.5                                 |
| Xylophagous beetles (excl. buprestids) | Tree  | <b>0.58 *</b>  | 6.7                 | <b>4.70 ***</b>                    | 54.5                                 |
| Non-xylophagous saproxylic beetles     | Plot  | 0.13   | 1.3                 | <b>3.14 ***</b>                    | 30.4                                 |
| Oak-associated weevils                 | Plot  | <b>0.32 *</b>  | 4.9                 | <b>1.75 ***</b>                    | 26.2                                 |
| All beetles                            | Plot  | <b>0.48 **</b>   | 5.5                 | <b>2.63 ***</b>                    | 30.5                                 |

727 P<0.001: \*\*\*.

728

729 Table 5: characteristic species for each tree-decline level, identified using the IndVal approach.  
730 We retained only those species significant in the permutation test with an indicator value above  
731 0.25, sampled in more than 10% of traps and with more than 10 individuals.  
732

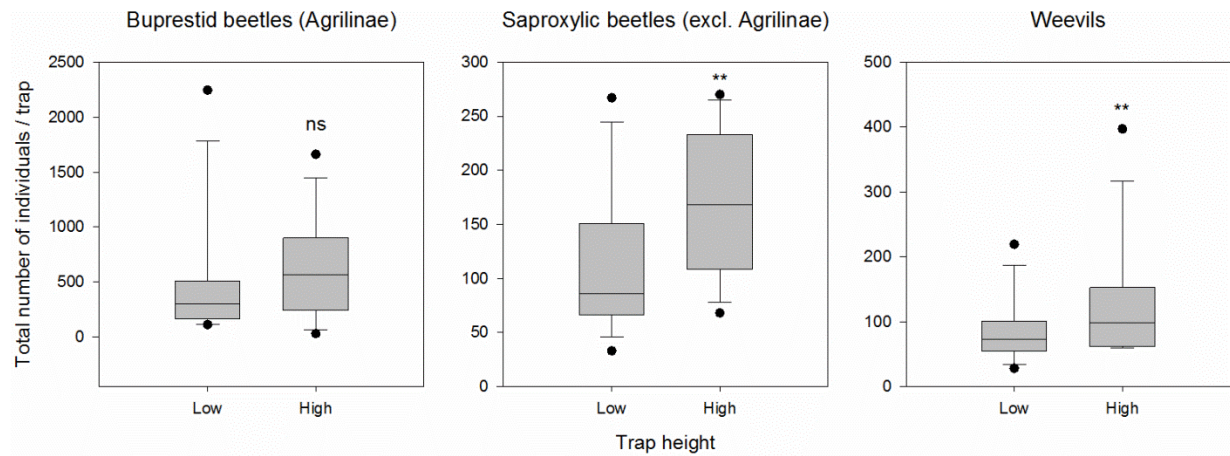
| Group           | Indicator species                    | Feeding guild    | Indicator value | Frequency (%) |
|-----------------|--------------------------------------|------------------|-----------------|---------------|
| Declining trees | <i>Agrilus angustulus</i>            | Xylophagous      | 0.891 *         | 86            |
|                 | <i>Agrilus sulcicollis</i>           | Xylophagous      | 0.889 **        | 81            |
|                 | <i>Agrilus hastulifer</i>            | Xylophagous      | 0.798 *         | 65            |
|                 | <i>Agrilus biguttatus</i>            | Xylophagous      | 0.794 **        | 51            |
|                 | <i>Trichoferus pallidus</i>          | Xylophagous      | 0.843 **        | 65            |
|                 | <i>Rhagium sycophanta</i>            | Xylophagous      | 0.573 *         | 16            |
|                 | <i>Xylotrechus antilope</i>          | Xylophagous      | 0.622 *         | 30            |
|                 | <i>Scolytus intricatus</i>           | Xylophagous      | 0.683 **        | 30            |
|                 | <i>Gasterocercus depressirostris</i> | Xylophagous      | 0.517 *         | 14            |
|                 | <i>Mordella brachyura</i>            | Saproxylophagous | 0.804 *         | 57            |
|                 | <i>Cetonia aurata</i>                | Saproxylophagous | 0.699 **        | 35            |
|                 | <i>Opilo mollis</i>                  | Zoophagous       | 0.787 *         | 62            |
|                 | <i>Stenagostus rhombeus</i>          | Zoophagous       | 0.733 *         | 59            |
|                 | <i>Lygistopterus sanguineus</i>      | Zoophagous       | 0.716 **        | 43            |
| Healthy trees   | <i>Calambus bipustulatus</i>         | Zoophagous       | 0.693 **        | 35            |

733 P<0.05: \*; P<0.01: \*\*.

734

735 Figure 1: effect of trap height (10 m vs. 15 m above the ground) on the number of oak-  
736 associated Agrilinae (i.e. *Agrilus* sp., *Coraebeus* sp. and *Meliboeus* sp.), other saproxylic beetles,  
737 and phytophagous weevils (i.e. phyllophagous and seminiphagous species) captured per trap.  
738  $P < 0.01$ :\*\*.

739



740

741

742

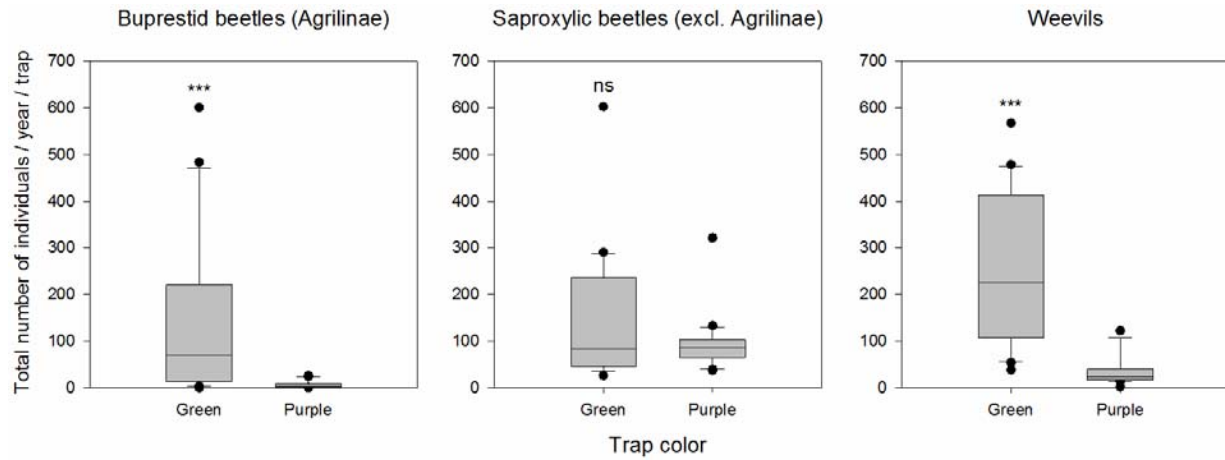
743 Figure 2

744 Effect of trap color (green vs. purple) on the number of oak-associated Agrilinae (i.e. *Agrilus* sp.,

745 *Coraeus* sp. and *Meliboeus* sp.), other saproxylic beetles, and phytophagous weevils (i.e.

746 phylophagous and seminiphagous species) captured per trap. P<0.01: \*\*, P<0.001: \*\*\*.

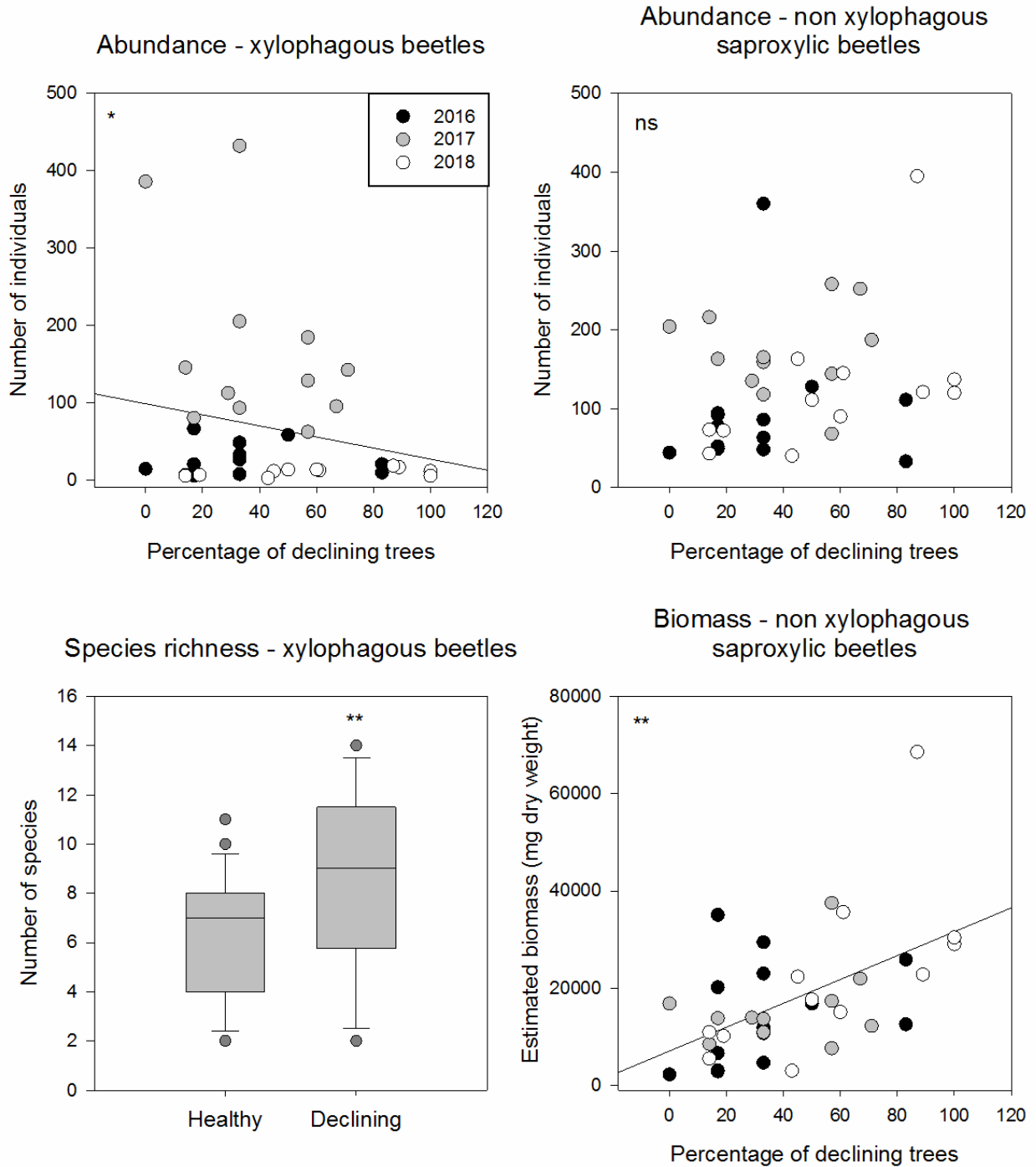
747



748

749

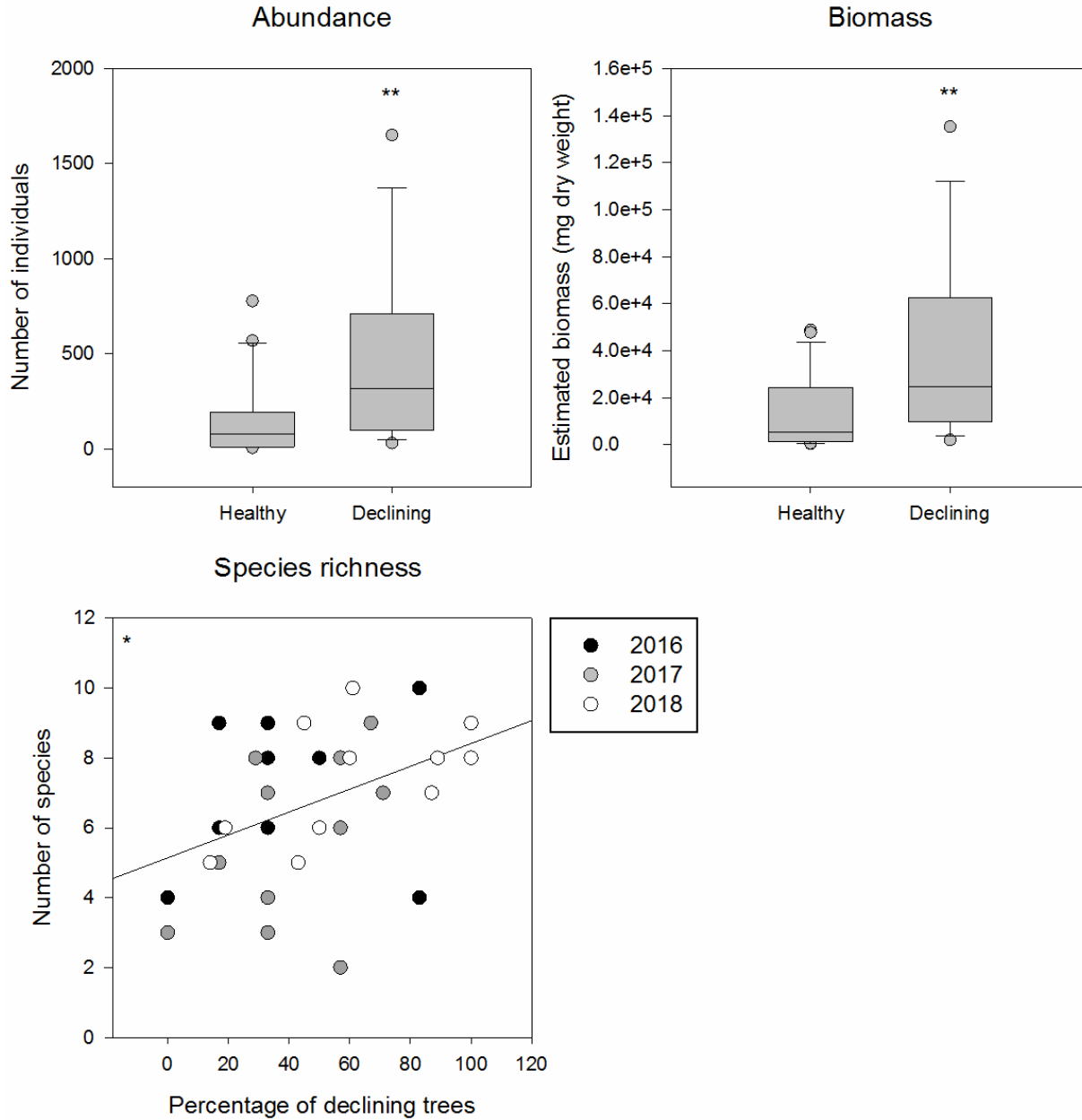
750 Figure 3: abundance of xylophagous and non-xylophagous saproxylic beetles, species richness  
751 of xylophagous beetles, and biomass of non-xylophagous saproxylic beetles depending on  
752 decline level at the tree scale (healthy vs. declining) or plot scale (percentage of declining trees).  
753 See table 3 for statistical results;  $P < 0.05$ : \*;  $P < 0.01$ : \*\*.



754

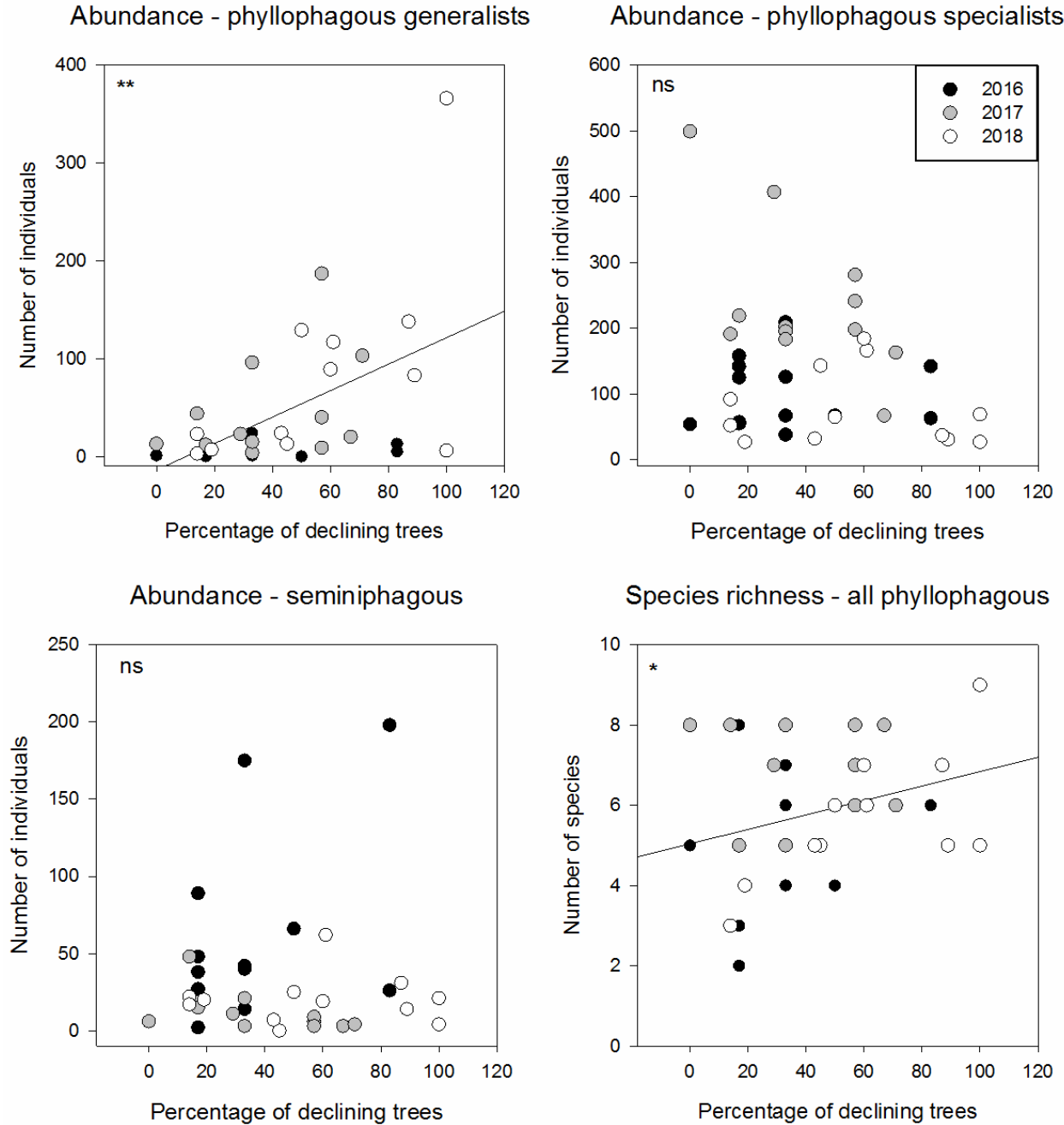
755 Figure 4: abundance, biomass and species richness of oak-associated buprestid beetles  
756 depending on decline level at the tree scale (healthy vs. declining) or plot scale (percentage of  
757 declining trees). See table 3 for statistical results;  $P < 0.05$ : \*;  $P < 0.01$ : \*\*.

758



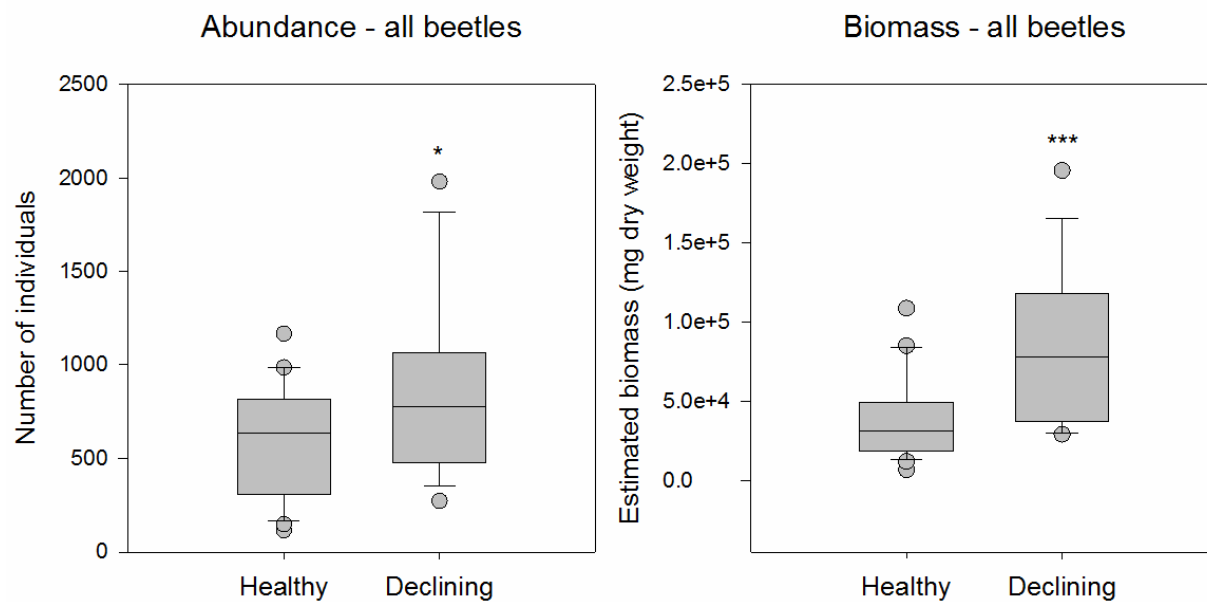
759

760 Figure 5: abundance of generalist phyllophagous, specialist phyllophagous and seminiphagous  
761 weevils, and species richness of all phyllophagous weevils, depending on decline level at the  
762 plot scale (percentage of declining trees). See table 3 for statistical results;  $P < 0.05$ : \*;  $P < 0.01$ : \*\*.  
763



764  
765

766 Figure 6: abundance and biomass of all the beetle species considered in the analyses,  
767 depending on decline at the tree scale (healthy vs. declining). See table 3 for statistical results;  
768  $P < 0.05$ : \*;  $P < 0.01$ : \*\*.  
769



770  
771

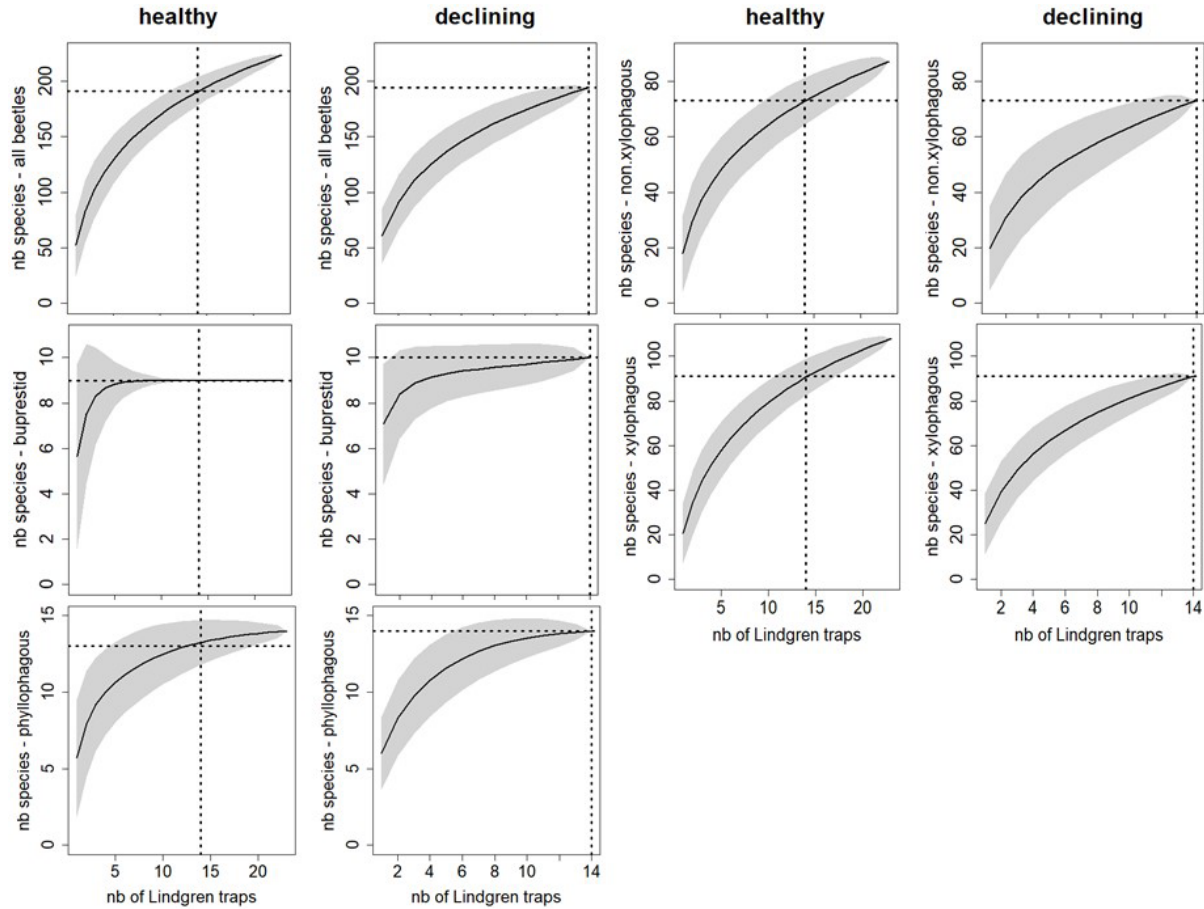


772 Figure S1

773 Cumulative interpolated rarefaction of species richness with sample size (sampling without  
774 replacement) by dieback level at tree scale. Vertical dashed line = standard interpolated sample  
775 size, horizontal dashed line = species richness estimate at the standardized sample size, and  
776 grey area = standard deviation of species richness estimate.

777

778



779

780 Table S1: list of all the beetle species collected and used for the data analyses with their group,  
781 their guild and their abundance

| Group   | Guild                    | Species                                  | Family        | Number of individuals |
|---|--------------------------|--|---------------|-----------------------|
| Oak-associated buprestid beetles (Agrillinae)       | NA                       | <i>Agrilus angustulus</i>                | BUPRESTIDAE   | 2089                  |
|   | NA                       | <i>Agrilus biguttatus</i>                | BUPRESTIDAE   | 282                   |
|   | NA                       | <i>Agrilus curtulus</i>                  | BUPRESTIDAE   | 1                     |
|   | NA                       | <i>Agrilus graminis</i>                  | BUPRESTIDAE   | 65                    |
|   | NA                       | <i>Agrilus hastulifer</i>                | BUPRESTIDAE   | 1603                  |
|   | NA                       | <i>Agrilus laticornis</i>                | BUPRESTIDAE   | 4029                  |
|   | NA                       | <i>Agrilus obscuricollis</i>             | BUPRESTIDAE   | 1433                  |
|   | NA                       | <i>Agrilus sulcicollis</i>               | BUPRESTIDAE   | 664                   |
|   | NA                       | <i>Coraeus undatus</i>                   | BUPRESTIDAE   | 198                   |
|   | NA                       | <i>Meliboeus fulgidicollis</i>           | BUPRESTIDAE   | 76                    |
| Oak-associated phytophagous weevils                 | anthophagous             | <i>Coeliodes ilicis</i>                  | CURCULIONIDAE | 4                     |
|   | anthophagous             | <i>Coeliodes transversealbofasciatus</i> | CURCULIONIDAE | 2                     |
|   | seminiphagous            | <i>Curculio elephas</i>                  | CURCULIONIDAE | 67                    |
|   | seminiphagous            | <i>Curculio glandium</i>                 | CURCULIONIDAE | 926                   |
|   | seminiphagous            | <i>Curculio pellitus</i>                 | CURCULIONIDAE | 41                    |
|   | seminiphagous            | <i>Curculio venosus</i>                  | CURCULIONIDAE | 111                   |
|   | generalist phyllophagous | <i>Brachyderes incanus</i>               | CURCULIONIDAE | 74                    |
|   | generalist phyllophagous | <i>Phyllobius pyri</i>                   | CURCULIONIDAE | 1277                  |
|   | generalist phyllophagous | <i>Polydrusus cervinus</i>               | CURCULIONIDAE | 260                   |
|   | generalist phyllophagous | <i>Polydrusus marginatus</i>             | CURCULIONIDAE | 4                     |
|   | generalist phyllophagous | <i>Strophosoma capitatum</i>             | CURCULIONIDAE | 15                    |
|   | specialist phyllophagous | <i>Archarius pyrrhoceras</i>             | CURCULIONIDAE | 425                   |
|   | specialist phyllophagous | <i>Attelabus nitens</i>                  | CURCULIONIDAE | 7                     |
|   | specialist phyllophagous | <i>Curculio villosus</i>                 | CURCULIONIDAE | 6                     |
|   | specialist phyllophagous | <i>Lasiorhynchites coeruleocephalus</i>  | CURCULIONIDAE | 29                    |
|   | specialist phyllophagous | <i>Neocoenorhynchus interpunctatus</i>   | CURCULIONIDAE | 109                   |
|   | specialist phyllophagous | <i>Neocoenorhinus minutus</i>            | CURCULIONIDAE | 10                    |
|   | specialist phyllophagous | <i>Orchestes avellanae</i>               | CURCULIONIDAE | 120                   |
|   | specialist phyllophagous | <i>Orchestes irroratus</i>               | CURCULIONIDAE | 10                    |
|   | specialist phyllophagous | <i>Orchestes pilosus</i>                 | CURCULIONIDAE | 13                    |
| specialist phyllophagous                            | <i>Orchestes quercus</i> | CURCULIONIDAE                            | 4770          |                       |
| Saproxylous beetles associated with deciduous trees | non-xylophagous          | <i>Anthribus nebulosus</i>               | ANTHRIBIDAE   | 16                    |
|   | non-xylophagous          | <i>Teredus cylindricus</i>               | BOTHRIDERIDAE | 1                     |
|   | non-xylophagous          | <i>Dromius agilis</i>                    | CARABIDAE     | 7                     |
|   | non-xylophagous          | <i>Dromius quadrimaculatus</i>           | CARABIDAE     | 14                    |
|   | non-xylophagous          | <i>Cerylon ferrugineum</i>               | CERYLONIDAE   | 1                     |
|   | non-xylophagous          | <i>Cerylon histeroides</i>               | CERYLONIDAE   | 1                     |
|   | non-xylophagous          | <i>Cis pygmaeus</i>                      | CIIDAE        | 1                     |
|   | non-xylophagous          | <i>Cis villosulus</i>                    | CIIDAE        | 2                     |
|   | non-xylophagous          | <i>Ennearthron cornutum</i>              | CIIDAE        | 1                     |
|   | non-xylophagous          | <i>Orthocis lucasi</i>                   | CIIDAE        | 2                     |
|   | non-xylophagous          | <i>Clambus armadillo</i>                 | CLAMBIDAE     | 1                     |
|   | non-xylophagous          | <i>Clerus mutillarius</i>                | CLERIDAE      | 9                     |
|   | non-xylophagous          | <i>Opilo mollis</i>                      | CLERIDAE      | 59                    |
|   | non-xylophagous          | <i>Tilloidea unifasciata</i>             | CLERIDAE      | 8                     |
|   | non-xylophagous          | <i>Tillus elongatus</i>                  | CLERIDAE      | 3                     |

782

783 Table S1 cont.

784

| Group  | Guild                           | Species                          | Family      | Number of individuals |
|--|---------------------------------|----------------------------------|-------------|-----------------------|
| Saproxylc beetles<br>(excl. Agrilinae)<br>associated with<br>deciduous trees | non-xylophagous                 | <i>Aplocnemus impressus</i>      | DASYTIDAE   | 11                    |
|  | non-xylophagous                 | <i>Aplocnemus nigricornis</i>    | DASYTIDAE   | 4                     |
|  | non-xylophagous                 | <i>Dasytes aeratus</i>           | DASYTIDAE   | 159                   |
|  | non-xylophagous                 | <i>Dasytes caeruleus</i>         | DASYTIDAE   | 180                   |
|  | non-xylophagous                 | <i>Dasytes niger</i>             | DASYTIDAE   | 2                     |
|  | non-xylophagous                 | <i>Dasytes nigrocyaneus</i>      | DASYTIDAE   | 26                    |
|  | non-xylophagous                 | <i>Dasytes pauperculus</i>       | DASYTIDAE   | 116                   |
|  | non-xylophagous                 | <i>Dasytes plumbeus</i>          | DASYTIDAE   | 8                     |
|  | non-xylophagous                 | <i>Dasytes subaeneus</i>         | DASYTIDAE   | 1                     |
|  | non-xylophagous                 | <i>Dasytes virens</i>            | DASYTIDAE   | 1                     |
|  | non-xylophagous                 | <i>Psilothrix viridicoerulea</i> | DASYTIDAE   | 1                     |
|  | non-xylophagous                 | <i>Trichoceble floralis</i>      | DASYTIDAE   | 3                     |
|  | non-xylophagous                 | <i>Attagenus brunneus</i>        | DERMESTIDAE | 1                     |
|  | non-xylophagous                 | <i>Attagenus pelio</i>           | DERMESTIDAE | 1                     |
|  | non-xylophagous                 | <i>Ctesias serra</i>             | DERMESTIDAE | 34                    |
|  | non-xylophagous                 | <i>Dermestes lardarius</i>       | DERMESTIDAE | 4                     |
|  | non-xylophagous                 | <i>Dermestes murinus</i>         | DERMESTIDAE | 8                     |
|  | non-xylophagous                 | <i>Dermestes undulatus</i>       | DERMESTIDAE | 69                    |
|  | non-xylophagous                 | <i>Globicornis fasciata</i>      | DERMESTIDAE | 8                     |
|  | non-xylophagous                 | <i>Globicornis nigripes</i>      | DERMESTIDAE | 3                     |
|  | non-xylophagous                 | <i>Megatoma undata</i>           | DERMESTIDAE | 11                    |
|  | non-xylophagous                 | <i>Ampedus balteatus</i>         | ELATERIDAE  | 4                     |
|  | non-xylophagous                 | <i>Ampedus elongatulus</i>       | ELATERIDAE  | 30                    |
|  | non-xylophagous                 | <i>Ampedus nigerrimus</i>        | ELATERIDAE  | 197                   |
|  | non-xylophagous                 | <i>Ampedus pomorum</i>           | ELATERIDAE  | 50                    |
|  | non-xylophagous                 | <i>Ampedus quercicola</i>        | ELATERIDAE  | 13                    |
|  | non-xylophagous                 | <i>Ampedus rufipennis</i>        | ELATERIDAE  | 8                     |
|  | non-xylophagous                 | <i>Ampedus sanguinolentus</i>    | ELATERIDAE  | 59                    |
|  | non-xylophagous                 | <i>Brachygonus megerlei</i>      | ELATERIDAE  | 26                    |
|  | non-xylophagous                 | <i>Calambus bipustulatus</i>     | ELATERIDAE  | 20                    |
|  | non-xylophagous                 | <i>Cardiophorus ruficollis</i>   | ELATERIDAE  | 2                     |
|  | non-xylophagous                 | <i>Denticollis linearis</i>      | ELATERIDAE  | 1                     |
|  | non-xylophagous                 | <i>Elater ferrugineus</i>        | ELATERIDAE  | 1                     |
|  | non-xylophagous                 | <i>Hemicrepidius hirtus</i>      | ELATERIDAE  | 17                    |
|  | non-xylophagous                 | <i>Melanotus villosus</i>        | ELATERIDAE  | 29                    |
|  | non-xylophagous                 | <i>Podeonius acuticornis</i>     | ELATERIDAE  | 2                     |
| non-xylophagous  | <i>Stenagostus rhombeus</i>     | ELATERIDAE                       | 37          |                       |
| non-xylophagous  | <i>Symbiotes gibberosus</i>     | ENDOMYCHIDAE                     | 2           |                       |
| non-xylophagous  | <i>Dacne bipustulata</i>        | EROTYLIDAE                       | 43          |                       |
| non-xylophagous  | <i>Triplax lepida</i>           | EROTYLIDAE                       | 65          |                       |
| non-xylophagous  | <i>Triplax russica</i>          | EROTYLIDAE                       | 14          |                       |
| non-xylophagous  | <i>Tritoma bipustulata</i>      | EROTYLIDAE                       | 2           |                       |
| non-xylophagous  | <i>Gnathoncus nidorum</i>       | HISTERIDAE                       | 2           |                       |
| non-xylophagous  | <i>Laemophloeus monilis</i>     | LAEMOPHLOEIDAE                   | 2           |                       |
| non-xylophagous  | <i>Placonotus testaceus</i>     | LAEMOPHLOEIDAE                   | 1           |                       |
| non-xylophagous  | <i>Lygistopterus sanguineus</i> | LYCIDAE                          | 28          |                       |
| non-xylophagous  | <i>Abdera biflexuosa</i>        | MELANDRYIDAE                     | 10          |                       |
| non-xylophagous  | <i>Monotoma picipes</i>         | MONOTOMIDAE                      | 1           |                       |

785

786

787 Table S1 cont.  
788

| Group   | Guild           | Species                           | Family                          | Number of individuals |    |
|---|-----------------|-----------------------------------|---------------------------------|-----------------------|----|
| Saproxyllic beetles (excl. Agrilinae) associated with deciduous trees | non-xylophagous | <i>Rhizophagus bipustulatus</i>   | MONOTOMIDAE                     | 3                     |    |
|   | non-xylophagous | <i>Rhizophagus dispar</i>         | MONOTOMIDAE                     | 1                     |    |
|   | non-xylophagous | <i>Rhizophagus ferrugineus</i>    | MONOTOMIDAE                     | 2                     |    |
|   | non-xylophagous | <i>Berginus tamarisci</i>         | MYCETOPHAGIDAE                  | 100                   |    |
|   | non-xylophagous | <i>Eulagius filicornis</i>        | MYCETOPHAGIDAE                  | 84                    |    |
|   | non-xylophagous | <i>Litargus balteatus</i>         | MYCETOPHAGIDAE                  | 1                     |    |
|   | non-xylophagous | <i>Litargus connexus</i>          | MYCETOPHAGIDAE                  | 72                    |    |
|   | non-xylophagous | <i>Mycetophagus piceus</i>        | MYCETOPHAGIDAE                  | 2                     |    |
|   | non-xylophagous | <i>Mycetophagus populi</i>        | MYCETOPHAGIDAE                  | 1                     |    |
|   | non-xylophagous | <i>Cryptarcha strigata</i>        | NITIDULIDAE                     | 157                   |    |
|   | non-xylophagous | <i>Cryptarcha undata</i>          | NITIDULIDAE                     | 149                   |    |
|   | non-xylophagous | <i>Cychramus luteus</i>           | NITIDULIDAE                     | 1                     |    |
|   | non-xylophagous | <i>Epuraea sp</i>                 | NITIDULIDAE                     | 1                     |    |
|   | non-xylophagous | <i>Soronia grisea</i>             | NITIDULIDAE                     | 295                   |    |
|   | non-xylophagous | <i>Dorcatoma androgyna</i>        | PTINIDAE                        | 1                     |    |
|   | non-xylophagous | <i>Dorcatoma chrysomelina</i>     | PTINIDAE                        | 3                     |    |
|   | non-xylophagous | <i>Dorcatoma flavicornis</i>      | PTINIDAE                        | 1                     |    |
|   | non-xylophagous | <i>Dorcatoma robusta</i>          | PTINIDAE                        | 1                     |    |
|   | non-xylophagous | <i>Dorcatoma substriata</i>       | PTINIDAE                        | 2                     |    |
|   | non-xylophagous | <i>Pyrochroa coccinea</i>         | PYROCHROIDAE                    | 58                    |    |
|   | non-xylophagous | <i>Salpingus planirostris</i>     | SALPINGIDAE                     | 4                     |    |
|   | non-xylophagous | <i>Salpingus ruficollis</i>       | SALPINGIDAE                     | 1                     |    |
|   | non-xylophagous | <i>Uleiota planatus</i>           | SILVANIDAE                      | 1                     |    |
|   | non-xylophagous | <i>Nemozoma elongatum</i>         | TROGOSSITIDAE                   | 1                     |    |
|   | non-xylophagous | <i>Tenebroides fuscus</i>         | TROGOSSITIDAE                   | 3                     |    |
|   | non-xylophagous | <i>Colobicus hirtus</i>           | ZOPHERIDAE                      | 4                     |    |
|   | non-xylophagous | <i>Colydium elongatum</i>         | ZOPHERIDAE                      | 2                     |    |
|   | non-xylophagous | <i>Endophloeus markovichianus</i> | ZOPHERIDAE                      | 3                     |    |
|   | xylophagous     |                                   | <i>Euglenes pygmaeus</i>        | ADERIDAE              | 1  |
|   | xylophagous     |                                   | <i>Dissoleucas niveirostris</i> | ANTHRIBIDAE           | 1  |
|   | xylophagous     |                                   | <i>Phaeochrotes pudens</i>      | ANTHRIBIDAE           | 3  |
|   | xylophagous     |                                   | <i>Platystomos albinus</i>      | ANTHRIBIDAE           | 38 |
|   | xylophagous     |                                   | <i>Pseudeuparius sepicola</i>   | ANTHRIBIDAE           | 6  |
| xylophagous   |                 | <i>Rhaphitropis oxyacanthae</i>   | ANTHRIBIDAE                     | 1                     |    |
| xylophagous   |                 | <i>Tropideres albirostris</i>     | ANTHRIBIDAE                     | 41                    |    |
| xylophagous   |                 | <i>Lyctinae</i>                   | BOSTRICHIDAE                    | 1                     |    |
| xylophagous   |                 | <i>Xylopertha retusa</i>          | BOSTRICHIDAE                    | 1                     |    |
| xylophagous   |                 | <i>Anthaxia salicis</i>           | BUPRESTIDAE                     | 1                     |    |
| xylophagous   |                 | <i>Chrysobothris affinis</i>      | BUPRESTIDAE                     | 1                     |    |
| xylophagous   |                 | <i>Alosterna tabacicolor</i>      | CERAMBYCIDAE                    | 1                     |    |
| xylophagous   |                 | <i>Anaesthetis testacea</i>       | CERAMBYCIDAE                    | 2                     |    |
| xylophagous   |                 | <i>Anoplodera sexguttata</i>      | CERAMBYCIDAE                    | 6                     |    |
| xylophagous   |                 | <i>Callimus angulatus</i>         | CERAMBYCIDAE                    | 1                     |    |
| xylophagous   |                 | <i>Cerambyx cerdo</i>             | CERAMBYCIDAE                    | 1                     |    |
| xylophagous   |                 | <i>Cerambyx scopolii</i>          | CERAMBYCIDAE                    | 8                     |    |
| xylophagous   |                 | <i>Chlorophorus figuratus</i>     | CERAMBYCIDAE                    | 3                     |    |
| xylophagous   |                 | <i>Clytus arietis</i>             | CERAMBYCIDAE                    | 9                     |    |
| xylophagous   |                 | <i>Clytus tropicus</i>            | CERAMBYCIDAE                    | 4                     |    |
| xylophagous   |                 | <i>Cortodera humeralis</i>        | CERAMBYCIDAE                    | 8                     |    |
| xylophagous   |                 | <i>Dinoptera collaris</i>         | CERAMBYCIDAE                    | 1                     |    |

789 Table S1 cont.  
790

| Group  | Guild                        | Species                              | Family        | Number of individuals |
|--|------------------------------|--------------------------------------|---------------|-----------------------|
| Saproxylic beetles (excl. Agrilinae) associated with deciduous trees | xylophagous                  | <i>Exocentrus adspersus</i>          | CERAMBYCIDAE  | 3                     |
|  | xylophagous                  | <i>Grammoptera abdominalis</i>       | CERAMBYCIDAE  | 5                     |
|  | xylophagous                  | <i>Grammoptera ruficornis</i>        | CERAMBYCIDAE  | 9                     |
|  | xylophagous                  | <i>Grammoptera ustulata</i>          | CERAMBYCIDAE  | 7                     |
|  | xylophagous                  | <i>Leiopus femoratus</i>             | CERAMBYCIDAE  | 1                     |
|  | xylophagous                  | <i>Leiopus linnei</i>                | CERAMBYCIDAE  | 5                     |
|  | xylophagous                  | <i>Leiopus nebulosus</i>             | CERAMBYCIDAE  | 6                     |
|  | xylophagous                  | <i>Mesosa curculionoides</i>         | CERAMBYCIDAE  | 1                     |
|  | xylophagous                  | <i>Mesosa nebulosa</i>               | CERAMBYCIDAE  | 27                    |
|  | xylophagous                  | <i>Pedostrangalia revestita</i>      | CERAMBYCIDAE  | 1                     |
|  | xylophagous                  | <i>Phymatodes testaceus</i>          | CERAMBYCIDAE  | 11                    |
|  | xylophagous                  | <i>Plagionotus detritus</i>          | CERAMBYCIDAE  | 8                     |
|  | xylophagous                  | <i>Poecilium alni</i>                | CERAMBYCIDAE  | 1                     |
|  | xylophagous                  | <i>Poecilium rufipes</i>             | CERAMBYCIDAE  | 22                    |
|  | xylophagous                  | <i>Pogonocherus ovatus</i>           | CERAMBYCIDAE  | 2                     |
|  | xylophagous                  | <i>Pseudosphegesthes cinerea</i>     | CERAMBYCIDAE  | 4                     |
|  | xylophagous                  | <i>Rhagium sycophanta</i>            | CERAMBYCIDAE  | 16                    |
|  | xylophagous                  | <i>Rutpela maculata</i>              | CERAMBYCIDAE  | 1                     |
|  | xylophagous                  | <i>Tetrops praeustus</i>             | CERAMBYCIDAE  | 2                     |
|  | xylophagous                  | <i>Trichoferus pallidus</i>          | CERAMBYCIDAE  | 95                    |
|  | xylophagous                  | <i>Xylotrechus antilope</i>          | CERAMBYCIDAE  | 66                    |
|  | xylophagous                  | <i>Anisandrus dispar</i>             | CURCULIONIDAE | 1600                  |
|  | xylophagous                  | <i>Cydorhipidion bodoanum</i>        | CURCULIONIDAE | 24                    |
|  | xylophagous                  | <i>Ernoporicus fagi</i>              | CURCULIONIDAE | 1                     |
|  | xylophagous                  | <i>Gasterocercus depressirostris</i> | CURCULIONIDAE | 10                    |
|  | xylophagous                  | <i>Hylastinus obscurus</i>           | CURCULIONIDAE | 6                     |
|  | xylophagous                  | <i>Hylesinus varius</i>              | CURCULIONIDAE | 1                     |
|  | xylophagous                  | <i>Magdalis flavicornis</i>          | CURCULIONIDAE | 46                    |
|  | xylophagous                  | <i>Platypus cylindrus</i>            | CURCULIONIDAE | 4                     |
|  | xylophagous                  | <i>Pteleobius kraatzii</i>           | CURCULIONIDAE | 1                     |
|  | xylophagous                  | <i>Scolytus intricatus</i>           | CURCULIONIDAE | 52                    |
|  | xylophagous                  | <i>Scolytus multistriatus</i>        | CURCULIONIDAE | 2                     |
|  | xylophagous                  | <i>Scolytus pygmaeus</i>             | CURCULIONIDAE | 1                     |
|  | xylophagous                  | <i>Scolytus rugulosus</i>            | CURCULIONIDAE | 9                     |
|  | xylophagous                  | <i>Scolytus scolytus</i>             | CURCULIONIDAE | 1                     |
|  | xylophagous                  | <i>Taphrorychus bicolor</i>          | CURCULIONIDAE | 23                    |
|  | xylophagous                  | <i>Taphrorychus villifrons</i>       | CURCULIONIDAE | 2                     |
|  | xylophagous                  | <i>Trypodendron signatum</i>         | CURCULIONIDAE | 2                     |
|  | xylophagous                  | <i>Xyleborinus saxesenii</i>         | CURCULIONIDAE | 291                   |
|  | xylophagous                  | <i>Xyleborus dryographus</i>         | CURCULIONIDAE | 4                     |
| xylophagous  | <i>Xyleborus monographus</i> | CURCULIONIDAE                        | 122           |                       |
| xylophagous  | <i>Xylosandrus germanus</i>  | CURCULIONIDAE                        | 1             |                       |
| xylophagous  | <i>Dromaeolus barnabita</i>  | EUCNEMIDAE                           | 46            |                       |
| xylophagous  | <i>Eucnemis capucina</i>     | EUCNEMIDAE                           | 4             |                       |
| xylophagous  | <i>Hylis olexai</i>          | EUCNEMIDAE                           | 2             |                       |
| xylophagous  | <i>Hylis simonae</i>         | EUCNEMIDAE                           | 7             |                       |
| xylophagous  | <i>Isorhipis melasoides</i>  | EUCNEMIDAE                           | 1             |                       |
| xylophagous  | <i>Melasis buprestoides</i>  | EUCNEMIDAE                           | 12            |                       |
| xylophagous  | <i>Microrhagus pygmaeus</i>  | EUCNEMIDAE                           | 2             |                       |
| xylophagous  | <i>Microrhagus pyrenaeus</i> | EUCNEMIDAE                           | 2             |                       |
| xylophagous  | <i>Dorcus parallelipedus</i> | LUCANIDAE                            | 2             |                       |

791 Table S1 cont.  
792

| Group   | Guild                             | Species                             | Family       | Number of individuals |
|---|-----------------------------------|-------------------------------------|--------------|-----------------------|
| Saproxyllic beetles (excl. Agrilinae) associated with deciduous trees | xylophagous                       | <i>Platycerus caraboides</i>        | LUCANIDAE    | 50                    |
|   | xylophagous                       | <i>Lymexylon navale</i>             | LYMEXYLIDAE  | 1                     |
|   | xylophagous                       | <i>Anisoxya fuscula</i>             | MELANDRYIDAE | 1                     |
|   | xylophagous                       | <i>Conopalpus brevicollis</i>       | MELANDRYIDAE | 4                     |
|   | xylophagous                       | <i>Conopalpus testaceus</i>         | MELANDRYIDAE | 6                     |
|   | xylophagous                       | <i>Melandrya barbata</i>            | MELANDRYIDAE | 2                     |
|   | xylophagous                       | <i>Phloiotrya tenuis</i>            | MELANDRYIDAE | 7                     |
|   | xylophagous                       | <i>Mordella brachyura</i>           | MORDELLIDAE  | 207                   |
|   | xylophagous                       | <i>Mordella leucaspis</i>           | MORDELLIDAE  | 1                     |
|   | xylophagous                       | <i>Mordellistena humeralis</i>      | MORDELLIDAE  | 4                     |
|   | xylophagous                       | <i>Mordellistena neuwaldeggiana</i> | MORDELLIDAE  | 25                    |
|   | xylophagous                       | <i>Mordellistena variegata</i>      | MORDELLIDAE  | 11                    |
|   | xylophagous                       | <i>Tolida artemisiae</i>            | MORDELLIDAE  | 2                     |
|   | xylophagous                       | <i>Tomoxia bucephala</i>            | MORDELLIDAE  | 44                    |
|   | xylophagous                       | <i>Ischnomera caerulea</i>          | OEDEMERIDAE  | 223                   |
|   | xylophagous                       | <i>Nacerdes carniolica</i>          | OEDEMERIDAE  | 54                    |
|   | xylophagous                       | <i>Oedemera flavipes</i>            | OEDEMERIDAE  | 1                     |
|   | xylophagous                       | <i>Gastrallus immarginatus</i>      | PTINIDAE     | 7                     |
|   | xylophagous                       | <i>Gastrallus laevigatus</i>        | PTINIDAE     | 38                    |
|   | xylophagous                       | <i>Gastrallus vavrai</i>            | PTINIDAE     | 1                     |
|   | xylophagous                       | <i>Hadrobregmus denticollis</i>     | PTINIDAE     | 1                     |
|   | xylophagous                       | <i>Hemicoelus costatus</i>          | PTINIDAE     | 4                     |
|   | xylophagous                       | <i>Hemicoelus fulvicornis</i>       | PTINIDAE     | 3                     |
|   | xylophagous                       | <i>Hyperisus plumbeum</i>           | PTINIDAE     | 6                     |
|   | xylophagous                       | <i>Mesocoelopus niger</i>           | PTINIDAE     | 11                    |
|   | xylophagous                       | <i>Oligomerus brunneus</i>          | PTINIDAE     | 7                     |
|   | xylophagous                       | <i>Ptilinus pectinicornis</i>       | PTINIDAE     | 1                     |
|   | xylophagous                       | <i>Ptinomorphus imperialis</i>      | PTINIDAE     | 51                    |
|   | xylophagous                       | <i>Xyletinus pectinatus</i>         | PTINIDAE     | 2                     |
|   | xylophagous                       | <i>Cetonia aurata</i>               | SCARABAEIDAE | 37                    |
|   | xylophagous                       | <i>Cetonischema speciosissima</i>   | SCARABAEIDAE | 22                    |
|   | xylophagous                       | <i>Gnorimus nobilis</i>             | SCARABAEIDAE | 1                     |
|   | xylophagous                       | <i>Liocola marmorata</i>            | SCARABAEIDAE | 1                     |
|   | xylophagous                       | <i>Potosia fieberi</i>              | SCARABAEIDAE | 14                    |
|   | xylophagous                       | <i>Valgus hemipterus</i>            | SCARABAEIDAE | 2                     |
|   | xylophagous                       | <i>Anaspis fasciata</i>             | SCRAPTIIDAE  | 35                    |
|   | xylophagous                       | <i>Anaspis flava</i>                | SCRAPTIIDAE  | 29                    |
|   | xylophagous                       | <i>Anaspis frontalis</i>            | SCRAPTIIDAE  | 277                   |
|   | xylophagous                       | <i>Anaspis lurida</i>               | SCRAPTIIDAE  | 100                   |
|   | xylophagous                       | <i>Anaspis maculata</i>             | SCRAPTIIDAE  | 134                   |
|   | xylophagous                       | <i>Anaspis pulicaria</i>            | SCRAPTIIDAE  | 11                    |
|   | xylophagous                       | <i>Anaspis regimbarti</i>           | SCRAPTIIDAE  | 66                    |
|   | xylophagous                       | <i>Scraptia testacea</i>            | SCRAPTIIDAE  | 4                     |
| xylophagous   | <i>Allecula morio</i>             | TENEBRIONIDAE                       | 1            |                       |
| xylophagous   | <i>Gonodera luperus</i>           | TENEBRIONIDAE                       | 4            |                       |
| xylophagous   | <i>Mycetochara maura</i>          | TENEBRIONIDAE                       | 10           |                       |
| xylophagous   | <i>Nalassus laevioctostriatus</i> | TENEBRIONIDAE                       | 2            |                       |
| xylophagous   | <i>Platydema violacea</i>         | TENEBRIONIDAE                       | 2            |                       |
| xylophagous   | <i>Prionychus ater</i>            | TENEBRIONIDAE                       | 1            |                       |
| xylophagous   | <i>Prionychus fairmairii</i>      | TENEBRIONIDAE                       | 29           |                       |

