

Survey of Australian STEM Early Career Researchers: job insecurity and questionable research practices are major structural concerns

Katherine Christian^{1**}, Carolyn Johnstone¹, Jo-ann Larkins²,
Wendy Wright³, Michael R. Doran^{4,5,6**}

¹ Federation University Australia, School of Arts, Mt Helen Campus, Ballarat, Victoria

² Federation University Australia, School of Science, Engineering and Information Technology, Gippsland Campus, Churchill, Victoria

³ Federation University Australia, School of Health and Life Sciences, Gippsland Campus, Churchill, Victoria

⁴ School of Biomedical Sciences, Faculty of Health, Institute of Health and Biomedical Innovation (IHBI), Queensland University of Technology (QUT) at the Translational Research Institute (TRI), Brisbane, Australia

⁵ Mater Research Institute – University of Queensland (UQ), Translational Research Institute (TRI), Brisbane, Australia

⁶ Craniofacial and Skeletal Diseases Branch, National Institute of Dental and Craniofacial Research (NIDCR), National Institutes of Health (NIH), Department of Health and Human Services, Bethesda, Maryland, USA

**** Corresponding Authors:** Katherine Christian or Michael R. Doran

Email: katherinechristian@students.federation.edu.au or michael.doran@qut.edu.au

Katherine Christian <https://orcid.org/0000-0001-9690-1417>

Carolyn Johnstone <https://orcid.org/0000-0002-7543-3543>

Jo-ann Larkins <https://orcid.org/0000-0002-3436-9362>

Wendy Wright <https://orcid.org/0000-0003-3388-1273>

Michael R. Doran <https://orcid.org/0000-0001-5876-4757>

Keywords: Early-career researcher (ECR), STEM (science, technology, engineering, mathematics, medicine), Australia, Research Integrity, Education, workplace culture

Author Contributions: K.C., C.J., J.L., W.W., and M.R.D. designed the research; K.C. collected the data; K.C., C.J., J.L., W.W., and M.R.D. analysed the data; K.C. and M.R.D wrote the paper; all authors edited and approved the submission.

****Corresponding Author:**

Katherine Christian

Federation University Australia, School of Arts, Mt
Helen Campus, Ballarat, Victoria, Australia
Email: katherinechristian@students.federation.edu.au
Telephone: +(61) 4 1470 4701

Dr. Carolyn Johnstone

Federation University Australia, School of Arts, Mt
Helen Campus, Ballarat, Victoria, Australia
Email: c.johnstone@federation.edu.au
Telephone: +(61) (03) 5327 9585

Jo-ann Larkins

Federation University Australia, School of Science,
Engineering and Information Technology, Gippsland
Campus, Churchill, Victoria, Australia
Email: jo-ann.larkins@federation.edu.au
Telephone: +(61) (03) 5122 8920

Associate Professor Wendy Wright

Federation University Australia, School of Health
and Life Sciences, Gippsland Campus, Churchill,
Victoria, Australia
Email: wendy.wright@federation.edu.au
Telephone: +61 (03) 51226854

****Corresponding Author:**

Associate Professor Michael R. Doran or

School of Biomedical Sciences
Institute of Health and Biomedical Innovation
Queensland University of Technology
Translational Research Institute
37 Kent Street, Brisbane
Queensland, Australia 4102
Email: michael.doran@qut.edu.au
Telephone: +61 (4) 3350-9847

Dr. Michael R. Doran

Skeletal Biology Section
National Institute of Dental and Craniofacial Research
National Institutes of Health
Building 30, 30 Convent Dr MSC 4320
Bethesda, MD 20892-4320
United States
Email: michael.doran@nih.gov
Telephone: 1 (301) 708-9618

Survey of Australian STEMM Early Career Researchers: job insecurity and questionable research practices are major structural concerns

Katherine Christian^{1**}, Carolyn Johnstone¹, Jo-ann Larkins²,
Wendy Wright³, Michael R. Doran^{4,5,6**}

¹ Federation University Australia, School of Arts, Mt Helen Campus, Ballarat, Victoria

² Federation University Australia, School of Science, Engineering and Information Technology, Gippsland Campus, Churchill, Victoria

³ Federation University Australia, School of Health and Life Sciences, Gippsland Campus, Churchill, Victoria

⁴ School of Biomedical Sciences, Faculty of Health, Institute of Health and Biomedical Innovation (IHBI), Queensland University of Technology (QUT) at the Translational Research Institute (TRI), Brisbane, Australia

⁵ Mater Research Institute – University of Queensland (UQ), Translational Research Institute (TRI), Brisbane, Australia

⁶ Craniofacial and Skeletal Diseases Branch, National Institute of Dental and Craniofacial Research (NIDCR), National Institutes of Health (NIH), Department of Health and Human Services, Bethesda, Maryland, USA

** **Corresponding Authors:** Katherine Christian or Michael R. Doran

Katherine Christian

katherinechristian@students.federation.edu.au

Associate Professor Michael R. Doran

michael.doran@qut.edu.au

Abstract

We sought to understand the pressures on Early Career Researchers (ECR) in the Science, Technology, Engineering, Mathematics, & Medicine (STEMM) disciplines, collecting data from 658 ECRs working in Australia. Respondents indicated a “*love of science*”, but most also indicated an intention to leave their position. Decisions were primarily motivated by job insecurity (52%), while grievances included poor supervision (60%), bullying or harassment (34%), inequitable hiring practices (39%) and poor support for families (9.6%). A concerning rate of “*questionable research practices*” by colleagues (34.1% to 41.1%) was reported to have impacted ECR career advancement. Our study links recent reports that characterise the health of the research industry, providing direct insight from ECRs on job insecurity, workplace culture challenges, and the logical rise of questionable research practices. Internationally, nationally and institutionally the research community needs to improve job security (care for our people) and the quality of research data (our product).

1 Introduction

2 Advances in Science, Technology, Engineering, Mathematics and Medicine (STEMM) have revolutionized
3 virtually every facet of modern life, and further advances in the STEMM and/or STEM fields are assumed to
4 underpin Australia's future economic prosperity ¹. Based on the merit of having a highly trained STEMM
5 workforce, and on the service export value of education, Australia has expanded to become the largest
6 provider of education to international students in the Organization for Economic Co-operation and
7 Development (OECD) nations ². These increases include postgraduate education, where the number of PhD
8 completions in Australia has grown from 4,000 per annum in 2000, to approximately 10,000 per year in 2019
9 (values include both domestic and international students, ³).

10 The proportion of PhD completions in Australia is slightly greater (1.17% of the working population) than the
11 OECD average (0.99%), but is lower than the USA (1.78%) or Germany (1.38%) ⁴. Two international surveys
12 conducted in 2015 ⁵ and 2017 ⁶ indicated that nearly 78% and 75% of PhD candidates, respectively, aspired
13 to obtain a job in academia, despite the global lack of such job opportunities. The potential for disconnect
14 between numbers of graduates and academic positions has been amplified by the doubling of PhD graduates
15 numbers from 0.8% to 1.6% of the working population in the OECD between 1997 and 2014 ⁷. Not all PhD
16 graduates need work in academia, however as the advanced industries that typically employ highly skilled
17 workers are less developed in Australia than in the USA or Germany ^{8,9}, Australian graduates are more
18 dependent on academia as an employer than in other markets ³. In Australia, the problem is acutely complex,
19 with McCarthy and Wienk ³ noting in 2019 that there are not enough jobs in academia for all PhD graduates,
20 and that the number of graduates has significantly outpaced academic jobs available in Australia since the
21 mid-1990s.

22 A previous survey of Australian postdoctoral researchers identified that greater than half (52%) took their
23 position hoping to transition to a full-time research role in academia ¹⁰. This survey captured feedback from a
24 total of 284 postdoctoral researchers, of which approximately 80% were within 10 years of PhD completion
25 (2–5 years post-PhD, 50%; 6–10 years post-PhD, 29%). The majority of respondents (54%) felt that structural,
26 rather than personal limitations would prevent them from realizing a long-term research career. Respondents
27 cited inadequate job security (37%), lack of funding (37%), lack of independent positions available (14%) and
28 family or carer responsibilities (6%) as potential reasons for leaving academia. These previous data highlight
29 that while Australian postdoctoral researchers work more than their contracted 38-hour week (on average),
30 and desire to maintain a long-term research career, most appreciate that job access will limit this outcome.

31 In parallel to the international so-called “*glut*” of PhD graduates ^{6,11} and limited access to Australian research
32 postdoctoral and academic positions ¹⁰, there has been the noted international rise of the reproducibility crisis
33 ¹². Estimates indicate that in 2018 there were 33,100 peer-reviewed English language journals, contributing
34 approximately 3 million new articles per year to the literature, at an annual growth rate of 5-6% ¹³. The value
35 of this output is contingent on the published data being accurate, and the published methods being
36 reproducible. The reproducibility crisis (sometimes referred to as the replicability crisis) refers to the
37 observation that many scientific studies are difficult or impossible to replicate or reproduce, including many
38 studies reported in high impact journals. In a seminal publication, Monya Baker outlined feedback from
39 Nature's survey of 1,576 researchers on the topic of data reproducibility ¹². These data suggested that two
40 factors, pressure to publish and selective reporting, were perceived to contribute to greater than 60% of
41 reproducibility problems.

1 Early career researchers (ECR) are a critical link between PhD programs and career researchers, and their
2 well-being provides insight into the health of the industry. We surveyed STEMM ECRs in Australia to better
3 understand the pressures impacting them and their career development. Data were collected from
4 respondents employed in research institutions or universities via an on-line survey (n=658); surveys were
5 developed based on previously published questions and through focus group discussions. We quantified
6 satisfaction with work environments, likelihood of continuing to work in research in Australia, mentoring and
7 career planning, and observation of questionable research practices. Our data provide a warning that the
8 systemic pressures compromising Australian ECR training and career progression may also contribute to a
9 decay in research quality. It is time to carefully consider if the STEMM ECR support and career advancement
10 options are aligned with Australia's scientific aspirations. As many of the documented pressures are common
11 global problems, these data likely highlight important considerations relevant to the international research
12 community.

13 **Results**

14 Of the 658 respondents to our survey, 48% identified as being in the medical and health sciences. Recent
15 data from the Australian Research Council (ARC) ¹⁴ indicates that 38.9% of Australia's STEMM workforce is
16 employed in the medical and health sciences (Table 1). Comparison of our survey demographics with this
17 ARC data indicates that our sample and the target population were not statistically significant by discipline (chi
18 square = 16.344, df = 9, p = 0.06), and our survey population can be considered representative.

19 **Table 1.** Percentage of Australian STEMM workforce, relative to percentage of survey responses segregated
20 by discipline (n = 658). **Australian work force data sourced from ¹⁴.

Discipline	**Percentage of Australian academic STEMM workforce	Percentage of respondents to this survey
Mathematical Sciences	3.8%	2.8%
Physical Sciences	4.3%	8.1%
Chemical Sciences	4.7%	5.7%
Earth Sciences	3.5%	3.0%
Environmental Sciences	3.2%	4.0%
Biological Sciences	12.6%	20.9%
Agricultural and Veterinary Sciences	4.5%	1.4%
Information and Computing Sciences	6.9%	2.2%
Engineering	15.4%	3.6%
Technology	2.1%	0.8%
Medical and Health Sciences	38.9%	47.5%

21 We attempted to identify workplace characteristics that influenced ECR job satisfaction and career
22 progression. Our respondents almost universally noted their "love" of research and the job fulfillment it
23 provides (Table 2). ECRs reported that they derived fulfillment from research, mentoring, teaching and the
24 general sense that they are making a meaningful contribution to society.

25

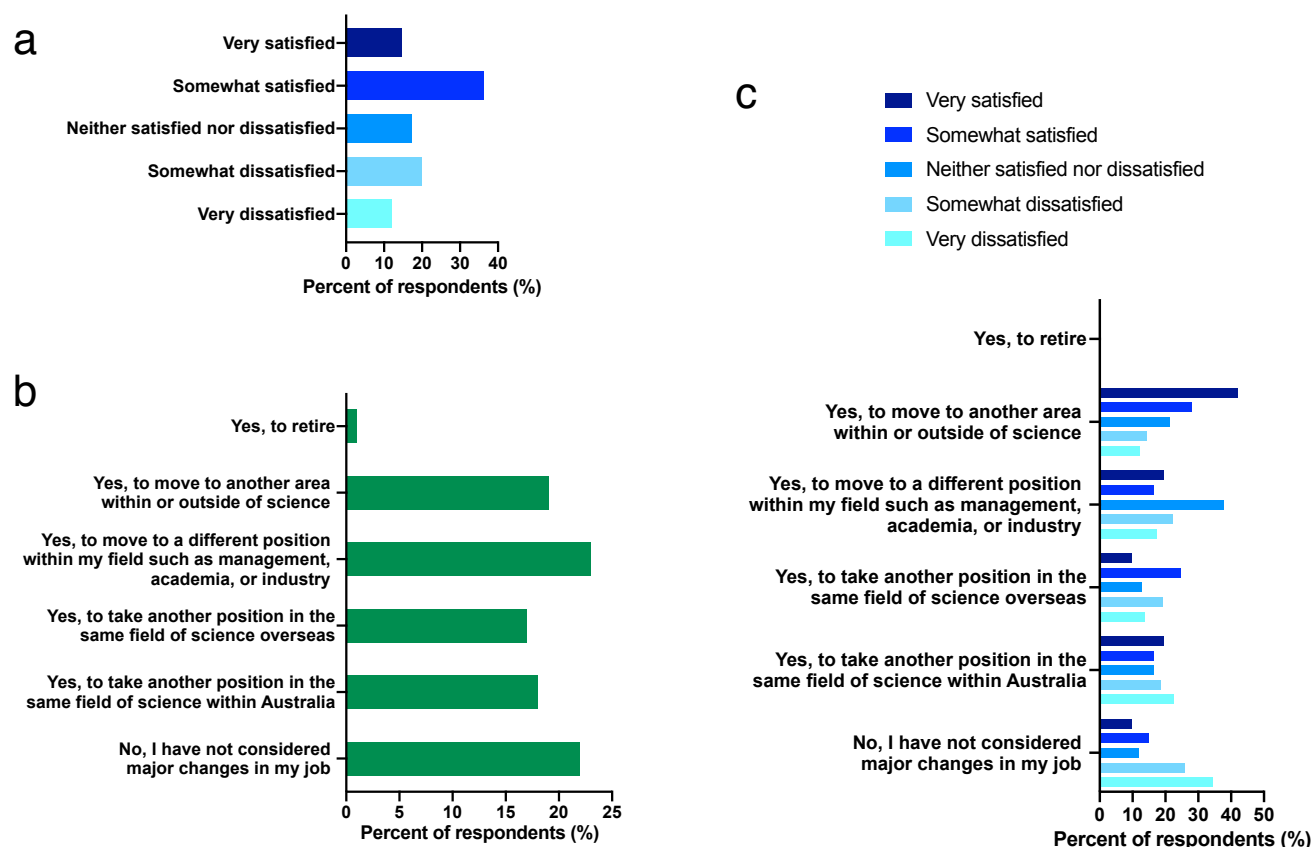
1 **Table 2.** Quotes from Australian STEMM ECRs as to *Why they stay in science.*

Quote number	Specific response
1	<i>I love figuring stuff out. I love inventing new ways to measure stuff.</i>
2	<i>I love it! I am passionate about my work and driven to make a difference. I will keep going as long as I can.</i>
3	<i>I love it. every day is different. I am inherently nosy so love that I can spend my day researching something which interests me.</i>
4	<i>I love my job - it doesn't feel like a job - I get to do what I enjoy. That said, the lack of job security and the challenges of having a family, buying a house and staying in the one city in Australia makes it difficult to imagine remaining in research/academia.</i>
5	<i>I love my job, and I want to make a difference.</i>
6	<i>I love my job, being able to develop new research questions and work with clinicians and patients. But I do not love the industry. The lack of job security, challenges in supporting a team, and constant pressure to do more as soon as you can is deeply problematic.</i>
7	<i>I love research and discovery, a core part of my identity is 'scientist'. I'm not sure who I would be outside academia.</i>
8	<i>I love research and I love teaching, and academia offers the opportunity for both of these. Improved job security would be the one key thing to improve my experience.</i>
9	<i>I love research and mentoring/training research students.</i>
10	<i>I love research and my research area, I want to help people through my science discoveries and the sharing of these results.</i>
11	<i>I love research and really believe that it can change clinical practice and therefore people's lives.</i>
12	<i>I love research and the people I meet and work with in the field.</i>
13	<i>I love research and understanding how new information fits into the bigger.</i>
14	<i>I love research, I love supervising students, I love writing papers, I love engaging the Public with Science.</i>
15	<i>I love research! No two days are the same and it is extremely rewarding. You have to celebrate the few good days you have (manuscript accepted, award at a conference, grant etc.). The opportunity to truly make a difference to the lives of people is what keeps me going!</i>

2

3 We queried ECRs regarding satisfaction with their workplace culture. Figure 1a shows that 51.0% of
 4 respondents indicated that they were satisfied or very satisfied with their workplace culture, while a concerning
 5 31.9% were somewhat or very dissatisfied with their workplace culture. Previous studies have identified
 6 diversity and inclusion as factors that have impact on senior academics' dissatisfaction¹⁵, including the career
 7 progression for female academics¹⁶⁻¹⁸. However, in our survey of Australian ECRs, most identified as
 8 satisfied, or at least unconcerned, regarding discrimination with respect to age, gender, ethnic background or
 9 sexual orientation. Only 17.8% were dissatisfied with their workplace's approach to diversity and inclusion
 10 (Survey question 31-13 (data not shown)). Our data, explored below, suggests that other challenges are
 11 dominant for this ECR cohort.

12 We asked if ECRs had considered a major career or position change in the previous 5 years. The majority
 13 (78.3%) respondents had considered a major career change, while only 21.7% had not (Figure 1b). Many
 14 considered leaving academia all together (19.1%) or moving overseas (17.4%) in order to progress their career
 15 path. For each group of respondents that indicated that they had considered a major career change, we
 16 quantified how satisfied they were with their current work environment (Figure 1c). Interestingly, within the
 17 population of ECRs who had not considered a career change, the largest group (34.5%) were dissatisfied with
 18 their current workplace. By contrast, within the population of ECRs who indicated that they had recently
 19 considered moving to another area within or outside of science, the largest group (41.9%) were very satisfied
 20 with their current workplace. These data might suggest that there are populations of ECRs who are unhappy
 21 in their current workplace, but feel trapped, while there is another population of ECRs who are very happy in
 22 their current workplace but feel mobile. More generally, ECR's satisfaction with their current position does not
 23 appear to correlate with their consideration of major career changes or moves.



1
2 **Figure 1.** (a) Australian STEM ECRs were asked to rate their overall satisfaction with their current work
3 (Question 31-4 in survey, n = 566), (b) ECRs were asked if within the last five years they had considered any
4 major career or position changes, and what these might be (Question 61 in survey, n = 471). (c) For those
5 considering a major career or position change in the previous 5 years, we stratified responses from
6 respondents based on satisfaction with their current position (n = 471).

7

8 Workplace and career progression challenges are described in Table 3. Data were sorted based on gender in
9 Table 3a, and subsequently sorted based on appointment type in Table 3b. Appointment types were
10 categorized as “*research only*”, “*research and teaching*”, or “*clinician researcher*”. Those with a teaching or
11 clinical appointment are likely to be less dependent on research funds for their salary, and thus their
12 perspectives may differ. Greater than 50% of both male (52.4%) and female (63.8%) ECRs indicated that they
13 felt they had been negatively impacted by a lack of support from institutional leaders (Table 3a). Female ECRs
14 indicated higher rates of inequitable hiring practices (40.0% females versus 35.4% males) and harassment
15 from those in a position of power (31.7% females versus 25.9% males). Interviews and a focus group
16 conducted in addition to this survey, as well as survey responses, suggest instances where senior academics
17 (both male and female) were regarded as bullies. When asked if they feel safe in the work environment, overall
18 12.5% felt unsafe with an unexpected bias of males (15.6%) to females (11.0%) reporting this problem (Table
19 3a).

20

1 **Table 3. (a)** Factors that impacted on ECR job satisfaction and/or career progression, analysed with respect
 2 to ECR appointment type (n = 517). (Teaching only and “Other” responses are omitted from this Table 3a).
 3 **(b)** Factors that impacted on ECR job satisfaction and/or career progression, analysed with respect to
 4 gender (n = 511).

Table 3a Workplace characteristic	Female (n = 345)			Male (n = 166)		
	Impacted	Strongly impacted	Total impacted	impacted	Strongly impacted	Total
Impacted by lack of support from institutional superiors	45.5%	18.3%	63.8%	34.3%	18.1%	52.4%
Impacted by inequitable hiring practices	27.8%	12.2%	40.0%	19.8%	15.6%	35.4%
Suffered harassment based on power position	25.4%	11.6%	37.1%	14.5%	11.4%	25.9%
Impacted by questionable research practices of colleagues within their institution	34.2%	7.2%	41.4%	18.7%	12.0%	30.7%
Impacted by questionable research practices outside their institution	27.2%	6.4%	33.6%	21.7%	7.2%	28.9%
Feel unsafe in the work environment	4.3%	6.7%	11.0%	7.0%	8.6%	15.6%

Table 3b Workplace characteristic	Research only (n = 282)			Research and teaching (n = 126)			Clinician researcher (n = 19)		
	Impacted	Strongly impacted	Total	Impacted	Strongly impacted	Total	Impacted	Strongly impacted	Total
Impacted by lack of support from institutional superiors	37.4%	17.1%	54.5%	42.1%	22.2%	64.3%	63.2%	15.8%	79.0%
Impacted by inequitable hiring practices	23.8%	9.6%	33.4%	26.2%	20.6%	46.8%	42.1%	10.5%	52.6%
Suffered harassment based on power position	20.3%	11.4%	31.7%	27.0%	14.3%	41.3%	15.8%	10.5%	26.3%
Impacted by questionable research practices of colleagues within their institution	27.0%	10.3%	37.3%	27.8%	6.3%	34.1%	26.3%	10.5%	36.8%
Impacted by questionable research practices outside their institution	25.3%	8.5%	33.8%	23.8%	4.0%	27.8%	21.1%	15.8%	36.9%
Feel unsafe in the work environment	8.4%	4.2%	12.6%	6.7%	7.4%	14.1%	5.0%	5.0%	10.0%

5
 6 Particularly concerning was that the number of female and male ECRs who identified that they themselves, or
 7 their career advancement, had been impacted by *questionable research practices* within their institution
 8 (41.4% of females and 30.7% of males) or external to their institution (33.6% of females and 28.9% of males).
 9 While some respondents would have been cautious not to reveal specifics regarding questionable research
 10 practices, even in a confidential survey, a number of comments did provide reasonably detailed examples of
 11 concerning behaviour (Table 4).

12 When the data from Table 3a was re-sorted based on appointment type, it was possible to estimate the
 13 influence that different appointments and contract stability may have on ECR job satisfaction and/or career
 14 progression (Table 3b). We only had a small number of clinician researchers (n = 19). Such researchers, in
 15 most cases, rely primarily on their clinical appointment as a source of income, and so are potentially less
 16 sensitive to job insecurities felt by research only ECRs. The majority of clinician researchers (79.0%) reported
 17 having been impacted by lack of support from institutional superiors. Only two (10.5%) of clinician researcher
 18 ECRs reported feeling unsafe at work, suggesting that clinical job security may protect from such
 19 circumstances. The frequency that *questionable research practices* had negatively impacted their careers
 20 declined incrementally from those who were research-only (37.3% internally and 33.8% externally), clinician

1 researchers (36.8% internally and 36.9% externally) and research and teaching (34.1% internally and 27.8%
 2 externally). These data suggest that greater research time commitment may increase the frequency of
 3 exposure to *questionable research practices*, but that the stability associated with salary funding from a
 4 teaching or clinical position does not obscure the perception that this is a major problem.

6 **Table 4.** Quotes from Australian STEMM ECRs regarding *questionable research practices* (from surveys and
 7 interviews).

Quote number	Specific response
1	<i>...the bullying and stuff came to a head and the scientific work was looked at because this person had brought up kind of bullying and harassment allegations against the supervisor. So they in turn looked at the work that this person had been doing and they'd been falsifying...</i>
2	<i>Lack of funding and the need to 'sell' your research, often leads to many researchers fabricating and embellishing data. This leads to the inability of genuine researchers to replicate findings, wasting precious time and resources, giving up and then their contracts not being renewed because the boss doesn't get the 10 publications per year they demand.</i>
3	<i>I believe that the whole Academia environment is corrupted and has lost its true vision. The lack of funding is making researchers to sometimes make-up data to get grants or to publish meaningless papers just for the sake of raising the numbers.</i>
4	<i>being used by post docs and high level senior researchers' who take credit for your research work ideas and use info in your recruitment applications unethically for themselves...bias recruitment towards international students and overseas post docs who are extremely competitive and who want to get permanent residency and who also bully harass local students and researchers' to take over their research and jobs.</i>
5	<i>...what they wanted to see result-wise wasn't what I was seeing. And so I was being accused of misconduct because I wasn't seeing what they wanted me to see, and I wouldn't change that.</i>
6	<i>Not saying, 'do this' but pressure to – if something were to fail to almost keep saying, 'Do it again, do it again, do it again, do it again' in order to get you to make it work. And those people have just said, 'No, it doesn't and I'll spend the whole year repeating it but it's not going to change the outcome'.</i>
7	<i>Q But are they getting their names on because they've actually been involved? Are we flouting the convention here? A They haven't done anything. Q So his investment in them is... A Is purely so they can get grant funding through having papers.</i>

8
 9 We observed that the academic culture promotes a perceived *need* to relocate during the ECR years, and that
 10 many ECRs who wished to remain in academia considered moving as part of their career development
 11 process. To better understand this phenomenon, we asked more detailed questions regarding decisions to
 12 move. Our data indicates that moves to new institutions can be stressful (Table 5). Relocation, often to new
 13 countries, is frequently made without financial compensation for the relocation and can be challenging for
 14 families, and for careers. A 2020 editorial in Science describes the struggles of a tenure-track academic living
 15 in the USA on a work visa, and his inability to gain bank finance approval to purchase a home ¹⁹. While a
 16 tenure-track academic can make long-term decisions, this is virtually impossible for many ECRs. Most (68.1%)
 17 respondents reported that they had already changed location in order to advance their careers. Of these,
 18 28.6% of ECRs had moved once, 20.1% had moved twice and 19.5% had moved more than twice. Commonly
 19 expressed consequences, noted in interviews and in text-based responses were that relocation was
 20 associated with stress, separations from family, loss of support network, personal cost and loss of career
 21 momentum.

1 **Table 5.** Quotes from Australian STEMM ECRs regarding the stress of relocation.

Quote number	Specific response
1	<i>The most significant impact has been on my productivity for the few months after I move. Settling into a new environment takes time. I had little to no support to find accommodation[sic], so much of my time was spent on this. The mental/emotional drain of a move is also significant.</i>
2	<i>Starting from scratch with a whole new group of colleagues who don't know you and struggling to find research momentum in a new institute, city and country, all of which is very different to previous places you've lived before. Everything is done differently and you're constantly learning the hard way, which takes time and significantly eats into your research progress. It's also lonely and can inhibit the development of long-lasting professional and personal relationships because you have no idea how long you'll really be in the country.</i>
3	<i>It's not moving cities that has the greatest impact, it is the act of moving labs. Moving to a new lab involves starting again. Research productivity goes back to 0, need to re-establish presence in a group so that you can be asked to be included in research activities/ supervising students/ teaching etc. It also means leaving behind anything you have setup previously. Eg, I have been a supervisor of students in a lab but been totally forgotten or not acknowledged when I left.</i>
4	<i>Lack of stability, no ability to build long term friendships and networks, relationship breakdowns, financial costs, inability to buy a house.</i>
5	<i>Loss of traction and momentum in science. Loss of family and friend support. Starting life from scratch. Financial loss from moving costs, to higher rents in locations I moved to.</i>
6	<i>Still within the same city, but takes time to learn new procedures and setup research activities.</i>
7	<i>Relocation meant my partner having to give up her job</i>
8	<i>Separation from family and friends, impact on spouse's career, new start at new institutions take time and are somewhat unproductive.</i>
9	<i>Moving internationally with a young family has been extremely difficult. Lack of family support with both myself and husband working full time is extremely difficult to manage.</i>
10	<i>Moving to further career progression - like an international fellowship visit - should not be applicable to all fields of research. Furthermore in families with two working adults this is unrealistic and archaic. There are other options to building an international reputation. I moved internationally to complete my PhD.</i>

2

3 To better understand ECRs concerns regarding support from institutional leaders, respondents were asked to
 4 describe their mentorship and career guidance. In our survey, 61.9% of ECRs reported having a mentor, while
 5 38.1% did not. We asked ECRs to indicate what aspects of mentoring they valued most, and these data are
 6 summarized in Table 6A. ECRs valued advice on career decisions (81.7%) as the most important contribution
 7 from mentors. This was followed by integration into networks (77.2%), and direct influence on their gaining
 8 employment (56.7%). Ranked less significant, but still important, were skill training on methodologies (60.3%),
 9 fundraising (50.8%), and scientific writing (59.7%). Of those with a mentor, the quality of the mentoring was
 10 often described as inadequate, and some indicated that they paid for external mentoring. From the survey
 11 data (n = 322), those who did receive mentoring (Question 44 of our survey) described it as follows; 15.1%
 12 neutral, 7.5% not beneficial, 32.8% highly beneficial, or 44.6% beneficial.

13 With respect to supervision, as opposed to mentoring, only 68.3% of respondents had a performance review
 14 in the past two years, indicating that 31.7% had not. While half of the 31.7% respondents with no performance
 15 review indicated that they had recently been appointed or were on probation (not unusual in an environment
 16 where short term contracts are commonplace), the other 50% had not been offered a review. Many who did
 17 have a performance review did not find the process useful (41.6%, Table 6B). The primary utility of
 18 performance reviews was identified as being (1) a review of personal progress (57.1%), (2) identifying
 19 strengths and achievements (50.7%), (3) help focusing on career aspirations (50.4%), and (4) to highlight
 20 issues (44.2%). ECRs identified performance reviews as least useful in leading to changes in their work
 21 practices. Given that performance reviews are often used to influence work practices, it is useful to know that
 22 this process is frequently viewed as ineffective.

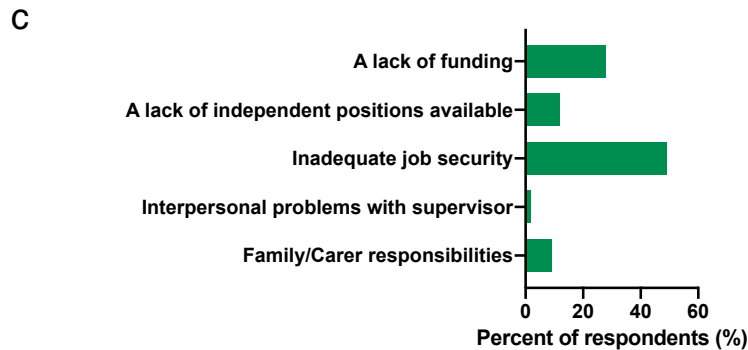
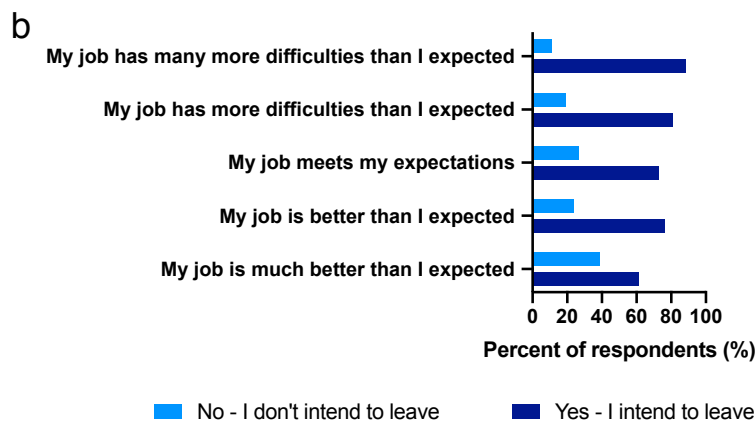
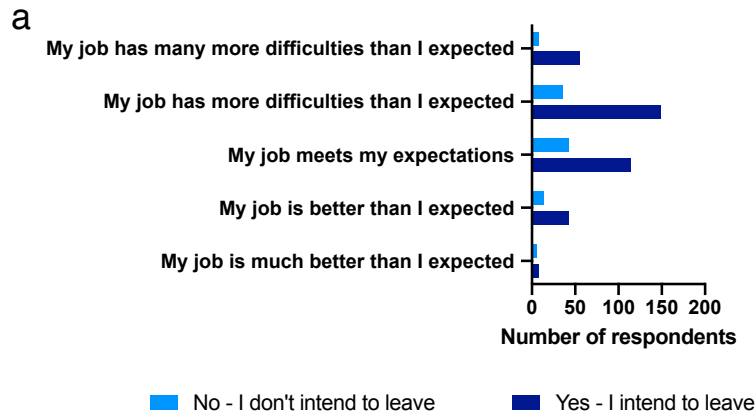
23

1 **Table 6. (a)** We asked ECRs to indicate how much value they placed on different aspects of mentoring or
 2 supervision (n = 481 respondents). **(b)** We asked ECRs that participated in performance reviews to indicate
 3 which aspects of the review process they valued (n = 322 respondents)

Table 6a Value of mentoring or supervision contribution	Unimportant	Neither important nor unimportant	Important	
Advice on career decisions	6.4%	18.3%	81.7%	
Introduction to important networks	6.8%	22.8%	77.2%	
Attain a position via direct intervention	17.0%	26.3%	56.7%	
Skill training: methodology	17.0%	22.6%	60.3%	
Skill training: fundraising	21.4%	27.8%	50.8%	
Skill training: scientific writing	17.8%	22.4%	59.7%	

Table 6b Rate benefit of mentoring activity	Not at all useful, or not useful	Neither useful, nor not useful	Useful, or very useful	NA
Overall	41.6%	13.0%	43.8%	1.6%
In reviewing your personal progress	28.0%	13.4%	57.1%	1.6%
In identifying your strengths and achievements	29.9%	17.8%	50.7%	1.6%
Helping focus on career aspirations and how met by current role	33.3%	14.6%	50.4%	1.6%
For you to highlight issues	35.1%	18.5%	44.2%	2.2%
In leading to training or professional development opportunities	48.0%	18.8%	31.6%	1.6%
In leading to changes in work practices	58.2%	22.3%	16.6%	2.8%

4
 5 Finally, we circled back and considered if the positions ECRs held were similar to what they had anticipated,
 6 and if they intended to remain in or leave these positions (Figure 2a). Relatively few (14.5%) found their
 7 current position to better or much better than expected. Additional direct comments from respondents to this
 8 survey question can be found in Supplementary Table 1. Regardless of their perception of the position, many
 9 ECRs indicated their intention to leave. There was a trend (regression analysis, $p = 0.0234$) indicating a
 10 greater bias to leave the position depending on how it had met expectations (Figure 2b). However, even in
 11 instances where the current position was much better than expected, nearly 40% more (61.5%) ECRs intended
 12 to leave the position rather than remain (38.5%). As most ECR positions are short-term contracts, including
 13 those supported by “soft money”, it might be rational to expect to have to leave a position that has exceeded
 14 expectations. If ECRs were to leave their current academic position, we asked what the primary motivation
 15 would be (Figure 2c). Cumulatively, lack of funding (28.2%) and job insecurity (48.9%) accounted for 77% of
 16 likely motivations for ECRs leaving their current position. Establishing an independent research group is the
 17 goal of many ECRs. Lack of independent positions was cited as the motivation 11.8% of ECRs would use to
 18 justify leaving their current position. While in Table 3 many respondents list poor institutional support as
 19 problematic, only 1.4% of respondents cite interpersonal relationships with their supervisor as a potential
 20 motivation for leaving their current position. We found that Family/Carer responsibilities was cited by 9.6% of
 21 ECRs as a reason to exit academia. Similar to a previous Australian Postdoctoral Researcher survey ¹⁰, the
 22 burden of Family/Carer responsibilities is heavy on both male and female ECRs, suggesting that young parents
 23 (male or female) and their families are not sufficiently accommodated by the current system. In interviews, we
 24 did identify young mothers on parental leave struggled to continue to run their laboratories, knowing that their
 25 staff depend on them, and continued to write publications while on leave out of fear of falling behind.
 26 Quotations in Table 7 provide insights into stresses felt by Australian STEM ECRs.



1

2 **Figure 2.** ECRs expectations of their current position, and their intention to leave. (a, b) Survey Question 73;
3 *How does your job as an early-career researcher meet your original expectations?* (n = 469), and ECRs'
4 intention to leave or remain in that position. (a) Data shown as raw number of respondents. (b) Data shown
5 as percentage of each group of respondents. Note correlation between job expectation and intention to leave
6 (n = 469, regression analysis, p = 0.0234). (c) These data outline likely reasons for why ECRs would consider
7 leaving a career in research (Question 67 in survey, n = 425, note that 38 answered other and are not
8 accounted for in this graph).

1 **Table 7.** Quotes from Australian STEMM ECRs regarding stresses in the current system (explanations offered
 2 for responses to Question 73).

Quote number	Specific response
1	<i>I just find the other aspects of the job and the pressure to perform very difficult. I feel like there is a big clock ticking, and my productivity is always being judged relative to the steady ticking of that clock regardless of the ups and downs and other life circumstances.</i>
2	<i>I just wish that the environment didn't feel so pressured and competitive. I have seen so many great ECRs leave research because of the challenges of finding work, meeting expectation, attracting grants. I think the field is too competitive and does not take care of our ECRs and we are poorer for it.</i>
3	<i>I am currently looking outside academia to get away from the culture of harassment... it takes too much of a toll on my health... but I would stay in academia if I were to find a position that didn't subject me to harassment by a supervisor.</i>
4	<i>The pressure of continual high performance and attracting funding would likely be too much and I'd opt for something easier and less stressful.</i>
5	<i>Job security is based on churning out a large quantity of publications, regardless of quality. Three-year fixed-term contracts are very short. In the first 2 years, I focus on my research, however, in my final year, I am thinking about where I am going next. It takes a lot of time and effort to find something else within the research field. I find having an "exit strategy" important.</i>
6	<i>Having said that, the pressures of the job have considerably increased in the last ten years and the general expectation is that you should work outside normal working hours, without getting paid extra... And that being able to work in academia is a privilege, so one should do whatever it takes to continue in Academia. In my opinion this is a very distorted and dangerous vision, which puts lots of pressure on ECRs, in particular women who are usually starting families at this stage in their careers.</i>
7	<i>At the point of my career, where I am trying to expand my group to potentially have an independent research group, the stresses around funding are a considerable issue for me (as for everyone else, probably). While I have been relatively successful with funding, I feel the pressure of having to support not only my own research, but also the research of those who work with me, and that holds me back from pursuing opportunities that are available to me as I don't want my group to expand too quickly. It also means that I put up with being paid on a lower pay scale than I should be, rather than going for promotion, because I want to conserve funding. This is certainly a constraint on my ability to expand my career prospects.</i>
8	<i>The personal toll it takes to have an academic position is immense. The job insecurity, being unable to plan for anything beyond 1-maybe 2 years is debilitating. Constantly responding to this opportunity, and that opportunity, doing good clever work and being available at all times is tough beyond measure. Not knowing if all this personal sacrifice and tough hard work are even going to be worth it is downright demoralizing. It might all work out, and it might not - but when do you pull the pin??</i>
9	<i>This way I hardly see a way to progress without affecting my mental, physical and emotional health due to the day to day stress.</i>
10	<i>Mental health of ECRs is overlooked and the universities treat us as second class employees that are disposable.</i>

3

4 Given the many challenges faced by ECRs, their persistence is impressive. However, their perceived
 5 commitment to academia in Australia may be confounded by limited number of alternative (perceived and
 6 actual) employment opportunities outside of academia. A number of comments made by ECRs (Table 8),
 7 indicate that they consider themselves to be inadequately trained for alternative careers, that there are limited
 8 alternatives available, or that they regard leaving academia as a failure.

9

1 **Table 10.** Quotes from Australian STEMM ECRs regarding why they do not exit from academia, and their
 2 fears regarding employment outside of the academic workplace.

Quote number	Specific response
1	<i>Because it took me so long to earn my PhD, not using it now would seem like a waste. Also, I don't know what else I am qualified to do.</i>
2	<i>I didn't know what the other options were or how to pursue them.</i>
3	<i>I enjoy science. I feel like leaving would be a failure. I try to continue / stay alive until that failure happens.</i>
4	<i>I've spent 10 years training to be an academic. I want to be an academic, but it seems it just isn't my choice at the end of the day. I'll stay until I am no longer competitive. I am keeping my eyes open and looking at other opportunities but so far no one wants me outside academia either.</i>
5	<i>I have no experience in any other field and I'm already 35 years old.</i>
6	<i>I have no skills in anything else.</i>
7	<i>After 13 years at university, a divorce, my body and mind falling apart, and pulling myself up from grinding childhood poverty and abuse there isn't anything else I feel that I am qualified to do. I am really good at my job yet overqualified and not healthy enough to do anything else. I am stuck here.</i>
8	<i>I also cannot imagine working in another environment, I actually don't know what other options are available and whether these would be fulfilling.</i>
9	<i>After spending all that time studying, it seems like a waste to move into a different field.</i>
10	<i>Fear, I have bills to pay and not a lot of financial support. If I leave I'm afraid I won't get another job</i>
11	<i>I constantly think about leaving academia/research (from necessity not choice) but don't know how and am not qualified for any other jobs.</i>
12	<i>I applied for a range of academic, research, technical, managerial and information technology positions that had more clear future prospects. The private sector did not seem interested in my academic background. Retraining is an option, but is likely to come at a significant cost to my current academic path.</i>

3

4 **Discussion**

5 A requisite attribute for a career academic is that individuals successfully navigate the process of being an
 6 ECR. The ECR career stage must necessarily function to identify and promote talent, as well as provide the
 7 professional training required to lead future research projects. We queried Australian ECRs from the STEMM
 8 disciplines with the goal of understanding their motivations, their challenges, and areas where their training
 9 environment could be improved.

10 Previous studies identified that academics loved their work and realised intellectual satisfaction, but were
 11 frequently discontented with their own institution and wonder if they would be happier somewhere else ²⁰.
 12 Australian ECRs in our survey overwhelmingly and repeatedly indicated that they “loved” their work. However,
 13 as reported in Results, only 51.0% of ECRs indicated that they were satisfied with their workplace culture, and
 14 a concerning 31.9% indicated that they were somewhat or very dissatisfied. More than half of ECRs (male,
 15 52.4%) and (female, 63.8%) felt they had been negatively impacted by a lack of support from institutional
 16 leaders. Female ECRs indicated experiencing higher rates of inequitable hiring practices (40.0% females
 17 versus 35.4% males) and harassment from those in a position of power (31.7% females versus 25.9% males)
 18 than their male counterparts. In contrast, more males (15.6% males versus 11.0% females) felt unsafe in their
 19 work environment.

20 Many ECRs indicated that they did not have a mentor (38.1%) or performance review (31.7%). Superficially,
 21 these data suggest that allocation of a mentor and performance review would lead to considerable
 22 improvements. However, a number of respondents (41.6%) indicated that they did not find the performance
 23 review useful. When mentoring and reviews were provided, ECRs valued career advice most (81.7%),
 24 followed introduction to important networks (77.2%), and the capacity of their mentor to directly help them find
 25 employment (66.7%). Ranked less significant, but still important, were skill training on methodologies (60.3%),
 26 fundraising (50.8%), and scientific writing (59.7%). These data may seem surprising, but a previous surveys
 27 of Australian postgraduate researchers found that the quality of supervision did not positively influence initial
 28 job attainment, but that “*nurturing networking and careers advice*” did ²¹. This pattern may remain robust in

1 the Australian STEMM ECR cohort, where “*who you know*” could play a significant role in employment
2 outcomes. Our data suggest that ECRs believe this is a factor, many report being impacted by inequitable
3 hiring practices (40.0%, females and 35.4%, males). Job stress in the sector is likely causing similar patterns
4 to evolve in jurisdictions around the world (see discussion on social networks and so call “gate keepers” and
5 academic recruitment ²²).

6 We do not dismiss the value of good mentoring and recommend that group leaders consider investing time
7 into training and mentoring strategies (suggested reading: *Nature's guide for mentors* ²³). A recent paper in
8 Nature Communications highlights how ECRs who co-author publications with highly-cited scientists have
9 greater probability of repeatedly co-authoring additional publications with top-cited scientists, and, ultimately,
10 a higher probability of becoming top-cited scientist themselves ²⁴. While this does not directly constitute
11 mentorship, it does provide an indication of the value of being able to follow or mimic an established research
12 leader. The majority of ECR respondents identified mentorship on methodologies (60.3%), fundraising
13 (50.8%), and scientific writing (59.7%) as important.

14 The value of any research is underpinned by the assumption that it is performed to a high standard and
15 reported honestly. We consider the most concerning of all of our results to be the high rate at which ECRs
16 (41.4% of females and 30.7% of males) claimed that questionable research practices within their institutions
17 had negatively impacted their careers. Given the very high stress on individual ECRs and on the system, it is
18 rational to expect that rates of questionable research practice could be on the rise. In 2005, Dr. John Ioannidis
19 reasoned that “*most published research findings are false*”, discussing the influence of data selection bias and
20 financial pressures on data interpretation and reported outcomes ²⁵. Global research pressures have not
21 declined since 2005, and in 2016 Nature published the results from a survey of 1,576 researchers on the topic
22 of data reproducibility and the so-called reproducibility crisis ¹². The Nature survey found that pressure to
23 publish and selective reporting were perceived to contribute to greater than 60% of reproducibility problems.
24 Our interpretation of survey data we collected, where ~35% of respondents indicated that questionable
25 research practices had impacted their careers, is that the full extent of known misconduct or data reproducibility
26 problems is likely underestimated. Given that ECRs are both sufficiently trained to identify problems, and often
27 in the laboratory enough to observe these problems, concern from this cohort should be viewed as genuine.

28 We highlight the need for institutional and national consideration regarding how pressures are playing out in
29 the Australian STEMM research eco-system. We do not blame institutions or individual ECR mentors for these
30 problems. Few ECRs (1.4%) indicated that they would leave their current position because of poor
31 interpersonal relationships with their supervisor. Rather, we consider that the challenges experienced by
32 Australian STEMM ECRs reflect systemic problems. Most ECRs (78.3%) had considered a major career
33 change in the past five years, including leaving academia all together (19.1%) or moving overseas (17.4%). If
34 ECRs left their current positions it would be primarily because of lack of funding (28.2%) and job security
35 (48.9%). Both male and female ECRs are concerned about parental/carer responsibilities, knowing that
36 delayed research productivity could compromise their career prospects. Men are more concerned about this
37 than women, possibly reflecting recent efforts to accommodate mothers, but not necessarily families. It is
38 common vernacular to say that “*ECRs are the future*”. If this is factually true, then are we content with how we
39 are shaping this future? We suggest that this survey data provides reason to be concerned. Australia needs
40 to invest in this future, but not at the expense of individuals. There is a disconnect between the current STEMM
41 degree and postgraduate degree completion rates and workforce need for these graduates ³. Not all PhD

1 graduates need necessarily work in academia, but employability outside academia will influence the
2 dependence of PhD graduates and ECRs on academia as an employer. The weak development of advanced
3 industries in Australia, relative to other parts of the developed world ^{8,9}, has broad ramifications for the STEMM
4 workforce which has expanded through the recent Australian education boom ^{2,3}. In 2018 Australia spent 1.88
5 per cent of GDP on research and development, well below the OECD average of 2.38 per cent ²⁶, whilst
6 training a record numbers of PhDs ³.

7 Challenges for researchers are not isolated to Australia. In January 2020, the Wellcome Trust reported on
8 results of a survey of 4,267 researchers, mostly from the UK ²⁷, and a summary was published in Nature ²⁸.
9 Their data parallels many of our observations. While 84% of researchers were proud to work in the research
10 community, only 29% felt secure in pursuing a research career. In the Wellcome Trust survey, 23% of junior
11 researchers and students suggested that they had felt pressured by their supervisor to produce a particular
12 result ²⁷. Across the whole respondent population, 43% believed that their workplace puts more value on
13 meeting research metrics, rather than on research quality. Our survey went a step further, with ~35% ECRs
14 suggesting specifically that questionable research practices by colleagues had directly impacted their careers.
15 It is clear that these are global challenges, that will require intervention at all levels of the research community.

16 Managing research training, careers and scientific output will require structural changes at the international,
17 national and institutional level. Internationally, the scientific community needs to: (1) Think more critically about
18 experimental design, data interpretation and statistical analysis (see statistical commentary here ²⁹), and (2)
19 have publications outline the limitations of their studies, including both scientific and practical translational
20 limitations. These two changes could counter tendencies to overinterpret data or to hype outcomes.
21 Nationally, Australia should consider: (1) An increase in GDP expenditure on research and development to
22 align with the OECD, (2) trim PhD completion numbers to better align with current workforce demands, (3)
23 distribute limited research funds through smaller packets that nurture a larger number of ECRs, recognizing
24 that innovation and innovators are rare, and that time is required to test ideas and develop gifted researchers,
25 and (4) establish an independent research ombudsman to oversee research integrity issues (need for an
26 independent research ombudsman has been discussed previously ^(30 and 31)). At the institutional level, around
27 the world, the STEMM ECR research environment could be improved by: (1) training mentors to manage ECR
28 career development, (2) aiming to provide greater career stability, (3) developing skills training programs that
29 prepare PhD candidates and ECRs for employment outside of academia for when long-term academic
30 employment is not viable, and (4) supporting the development of a research culture that counters questionable
31 research practices by encouraging all academics to ask questions, challenge hype, and report honestly. As a
32 community we need to work to improve job insecurity (take care of our people) and the quality of research data
33 (our product).

1 **Materials and Methods**

2 This research project exploring challenges faced by early-career researchers (ECRs) in the sciences in
3 universities and independent research institutes in Australia has investigated the work environment for these
4 researchers in order to examine their job satisfaction and the likelihood of them continuing to work in research
5 in Australia. Information was sought about factors believed to contribute to job satisfaction and also to work
6 motivation and intention to leave.

7 The definition of “early career researcher” for the purpose of this project included holding a PhD or equivalent,
8 awarded no more than ten years prior and employment in an Australian university or independent research
9 institute in a STEMM discipline.

10

11 **Ethical Approval**

12 This study has been conducted according to the guidelines of the ethical review process of Federation
13 University Australia and the National Statement on Ethical Conduct in Human Research (Approval Number
14 18/139A) ³³.

15 **Survey**

16 Survey questions are included in the Supplementary Data Section (Supplementary Table 2). Quantitative data
17 was collected from 658 respondents in an on-line survey of ECRs working in a scientific environment in
18 universities and research institutes across Australia. The questionnaire for the survey was developed by first
19 compiling questions, often used in a broader or international context, from research literature including
20 questions from Australian Council of Education Research, The EMCR Forum (part of Australian Academy of
21 Science) ³⁴, Federation of Australian Scientific and Technological Societies (FASTS), Global Young Academy,
22 National Science Foundation, Nature and Vitae ^{10,35,36} in order to cover all the themes identified in the literature
23 as matters relating to job satisfaction or dissatisfaction. Some additional questions were created if no suitable
24 question was identified elsewhere. Questions were combined and modified to create a question bank for this
25 survey relevant to the research questions and the Australian context and further informed by data collected
26 from a focus group of ECRs, after which the survey was pilot tested. Matters investigated include inequity, bias
27 or discrimination with respect to age, gender, sexuality or race, inequitable hiring practices and harassment
28 based on different power positions, mentoring and supervision, career planning, training and professional
29 development and work life balance. The data from these questions were supplemented by questions seeking
30 demographic information which included the institution type, research discipline, country of origin, family
31 situation and work arrangements.

32 The invitation to take part in the survey was distributed via email after direct contact with the institutions, via
33 social media or “umbrella groups” such as EMCR Forum ³⁴ and The Australian Society for Medical Research
34 (ASMR, ³⁷) with members or affiliates drawn from the STEMM community who were likely to include the target
35 group.

36 A pilot study (n=22) permitted testing for understanding and clarity and to check for technical difficulties. The
37 national survey followed. The pilot survey ran from February 14 to February 28, 2019. The national survey ran
38 from March 5 to June 14, 2019.

39 The survey was conducted online using LimeSurvey (v2.01). Eligibility to participate was determined by the
40 initial questions in the survey.

1 The survey results are complemented by qualitative data collected via eight semi-structured in-depth
2 interviews of ECR women who have recently made the decision to leave academic research. The eight
3 interviews were carried out between December 2018 and May 2019. A focus group discussion attended by
4 seven ECRs on January 30, 2019 evaluated the questionnaire prior to the survey and participants in the focus
5 group offered additional insights. The results of the interviews and focus group discussion are reported where
6 they provide data relevant to the survey.

7 **Data sharing**

8 Full data sets will be shared upon request and with the approval of the Federation University of Australia
9 Human Research Ethics Committee.

10 **Acknowledgments**

11 Katherine Christian is supported by an Australian Government Research Training Program (RTP) Fee-Offset
12 Scholarship through Federation University Australia. MRD is supported by a NHMRC Fellowship
13 (APP1130013). The Translational Research Institute is supported by Therapeutic Innovation Australia (TIA).
14 The Australian Government supports TIA through the National Collaborative Research Infrastructure Strategy
15 (NCRIS) program. The Authors would like to thank Dr. Kathryn Futrega for critical discussion and figure
16 design.

1 References

- 2 1 Australian Government, *Innovation and Science Australia 2017, Australia 2030: prosperity through*
3 *innovation*,
4 <[https://www.industry.gov.au/sites/default/files/May%202018/document/extra/australia-2030-](https://www.industry.gov.au/sites/default/files/May%202018/document/extra/australia-2030-prosperity-through-innovation-summary.pdf?acsf_files_redirect)
5 [prosperity-through-innovation-summary.pdf?acsf_files_redirect](https://www.industry.gov.au/sites/default/files/May%202018/document/extra/australia-2030-prosperity-through-innovation-summary.pdf?acsf_files_redirect)> (2017).
- 6 2 Sá, C. M. & Sabzalieva, E. The politics of the great brain race: public policy and international student
7 recruitment in Australia, Canada, England and the USA. *Higher Education* **75**, 231–253 (2019).
- 8 3 McCarthy, P. X. & Wienk, M. (ed A joint publication of AMSI & CSIRO Data61's Ribit.net) (The
9 University of Melbourne on behalf of the Australian Mathematical Sciences Institute, 2019).
- 10 4 OECD. *OECD Science, Technology and Industry Scoreboard 2017*. (OECD Publishing, 2017).
- 11 5 Ghaffarzadegan, N., Hawley, J., Larson, R. & Xue, Y. A Note on PhD Population Growth in Biomedical
12 Sciences. *Syst Res Behav Sci* **23**, 402-405, doi:10.1002/sres.2324 (2015).
- 13 6 Woolston, C. Graduate survey: A love–hurt relationship. *Nature* **550**, 549–552 (2017).
- 14 7 Gould, J. How to build a better PhD. *Nature* **528**, 22-25 (2015).
- 15 8 Christopherson, S., Martin, R., Sunley, P. & Tyler, P. Reindustrialising regions: rebuilding the
16 manufacturing economy? *Cambridge Journal of Regions, Economy and Society* **7**, 351–358,
17 doi:<https://doi.org/10.1093/cjres/rsu023> (2014).
- 18 9 Weller S. & P., O. N. De-industrialisation, financialisation and Australia's macro-economic trap.
19 *Cambridge Journal of Regions, Economy and Society* **7**, 509–526 (2014).
- 20 10 Hardy, M. C., Carter, A. & Bowden, N. What do postdocs need to succeed? A survey of current
21 standing and future directions for Australian researchers. *Palgrave Communications* **2**,
22 doi:DOI:10.1057/palcomms.2016.93 (2016).
- 23 11 Woolston, C. How not to deal with the PhD glut. *Nature*, doi:10.1038/nature.2014.16182 (2014).
- 24 12 Baker, M. 1,500 scientists lift the lid on reproducibility. *Nature* **533**, 452-454, doi:10.1038/533452a
25 (2016).
- 26 13 Johnson, R. W., A. Michael, M. The STM Report: An overview of scientific and scholarly publishing.
27 page 26 (International Association of Scientific, Technical and Medical Publishers, 2018).
- 28 14 Council, A. R. (Government of Australia, [https://www.arc.gov.au/excellence-research-](https://www.arc.gov.au/excellence-research-australia/era-reports)
29 [australia/era-reports](https://www.arc.gov.au/excellence-research-australia/era-reports), 2019).
- 30 15 Zimmerman, C. A., Carter-Sowell, A. R. & Xu, X. Examining Workplace Ostracism Experiences in
31 Academia: Understanding How Differences in the Faculty Ranks Influence Inclusive Climates on
32 Campus. *Front Psychol* **7**, 753, doi:10.3389/fpsyg.2016.00753 (2016).
- 33 16 Potvin, D. A., Burdfield-Steel, E., Potvin, J. M. & Heap, S. M. Diversity begets diversity: A global
34 perspective on gender equality in scientific society leadership. *PLoS one* **13**, e0197280,
35 doi:10.1371/journal.pone.0197280 (2018).
- 36 17 Else, H. Nearly half of US female scientists leave full-time science after first child. *Nature*,
37 doi:10.1038/d41586-019-00611-1 (2019).
- 38 18 Gewin, V. What does it take to make an institution more diverse? *Nature* **558**, 149-151,
39 doi:10.1038/d41586-018-05317-4 (2018).
- 40 19 Evaristo, J. Avoiding immigration limbo. *Science* **367**, 594-594, doi:10.1126/science.367.6477.594
41 (2020).
- 42 20 Johnsrud, L. K. & Rosser, V. J. Faculty Members' Morale and Their Intention to Leave. *The Journal of*
43 *Higher Education* **73**, 518-542, doi:10.1080/00221546.2002.11777162 (2016).

- 1 21 Jackson, D. & Michelson, G. Factors influencing the employment of Australian PhD graduates. *Studies*
2 *in Higher Education* **40**, 1660-1678, doi:DOI:10.1080/03075079.2014.899344 (2015).
- 3 22 van den Brink, M. & Benschop, Y. Gender in Academic Networking: The Role of Gatekeepers in
4 Professorial Recruitment. *Journal of Management Studies* **51**, 460-492, doi:10.1111/joms.12060
5 (2014).
- 6 23 Lee, A., Dennis, C. & Campbell, P. Nature's guide for mentors. *Nature* **447**, 791-797,
7 doi:10.1038/447791a (2007).
- 8 24 Li, W., Aste, T., Caccioli, F. & Livan, G. Early coauthorship with top scientists predicts success in
9 academic careers. *Nature communications* **10**, 5170, doi:10.1038/s41467-019-13130-4 (2019).
- 10 25 Ioannidis, J. P. Why most published research findings are false. *PLoS Med* **2**, e124,
11 doi:10.1371/journal.pmed.0020124 (2005).
- 12 26 *Universities Australia, Government and business must rev up R&D or we'll risk national prosperity*,
13 <[https://www.universitiesaustralia.edu.au/media-item/government-and-business-must-rev-up-rd-](https://www.universitiesaustralia.edu.au/media-item/government-and-business-must-rev-up-rd-or-well-risk-national-prosperity/)
14 <[https://www.universitiesaustralia.edu.au/media-item/government-and-business-must-rev-up-rd-](https://www.universitiesaustralia.edu.au/media-item/government-and-business-must-rev-up-rd-or-well-risk-national-prosperity/)
> (2018).
- 15 27 Wellcome Trust. *What Researchers Think About the Culture They Work In*,
16 <[https://wellcome.ac.uk/sites/default/files/what-researchers-think-about-the-culture-they-work-](https://wellcome.ac.uk/sites/default/files/what-researchers-think-about-the-culture-they-work-in.pdf)
17 <[https://wellcome.ac.uk/sites/default/files/what-researchers-think-about-the-culture-they-](https://wellcome.ac.uk/sites/default/files/what-researchers-think-about-the-culture-they-work-in.pdf)
18 <[work-in.pdf](https://wellcome.ac.uk/sites/default/files/what-researchers-think-about-the-culture-they-work-in.pdf)> (2020).
- 19 28 Abbott, A. Stress, anxiety, harassment: huge survey reveals pressures of scientists' working lives.
20 *Nature*, doi:10.1038/d41586-020-00101-9 (2020).
- 21 29 Amrhein, V., Greenland, S. & McShane, B. Scientists rise up against statistical significance. *Nature*
22 **567**, 305-307, doi:10.1038/d41586-019-00857-9 (2019).
- 23 30 Vaux, D. L. Research Integrity: From fraud to fair play: Australia must support research integrity.
24 *Chemistry in Australia*, 34-35 (2013).
- 25 31 Brooks, P. M., Vaux, D. L. & Williamson, R. Australia needs an Ombudsman or Office for Research
26 Integrity. *Intern Med J* **46**, 1233-1235, doi:10.1111/imj.13211 (2016).
- 27 32 Bazak, S. K. & Govender, D. Theoretical Framework Of The Factors Affecting University Academics
28 Job Satisfaction. *International Business & Economics Research Journal (IBER)* **14**,
29 doi:10.19030/iber.v14i2.9167 (2015).
- 30 33 *Vitae (Realising the potential of Researchers), Background for Careers in Research Online Survey.* ,
31 <<https://www.vitae.ac.uk/impact-and-evaluation/cros>> (2018).
- 32 34 *Australian Academy of Science, About the EMCR Forum*, <[https://www.science.org.au/supporting-](https://www.science.org.au/supporting-science/early-and-mid-career-researchers-0/about-emcr-forum)
33 <[https://www.science.org.au/supporting-](https://www.science.org.au/supporting-science/early-and-mid-career-researchers-0/about-emcr-forum)
> (2020).
- 34 35 Coates, H., Goedegebuure, L., van der Lee, J. & Meek, L. (ed University of New England Centre for
35 Higher Education Management and Policy, Armidale) (Australian Council for Education Research,
36 Melbourne, 2008).
- 37 36 Nature Research and Dan Penny, *Anonymised raw data and questionnaire from Springer Nature's*
38 *2017 Graduate survey*, <https://figshare.com/articles/Nature_Graduate_Survey_2017/5480716>
39 (2017).
- 40 37 The Australian Society for Medical Research (ASMR), <<https://asmr.org.au>> (2020).