

## A one-enzyme RT-qPCR assay for SARS-CoV-2, and procedures for reagent production

Sanchita Bhadra, Andre C. Maranhao, and Andrew D. Ellington<sup>1</sup>

Center for Systems and Synthetic Biology  
University of Texas at Austin  
Austin, TX  
78703

<sup>1</sup> Inquiries about manuscript to [ellingtonlab@gmail.com](mailto:ellingtonlab@gmail.com)

<sup>2</sup> Inquiries about vectors to [a.maranhao@utexas.edu](mailto:a.maranhao@utexas.edu)

### ABSTRACT

Given the scale of the ongoing COVID-19 pandemic, the need for reliable, scalable testing, and the likelihood of reagent shortages, especially in resource-poor settings, we have developed a RT-qPCR assay that relies on an alternative to conventional viral reverse transcriptases, a thermostable reverse transcriptase / DNA polymerase (RTX)<sup>1</sup>. Here we show that RTX performs comparably to the other assays sanctioned by the CDC and validated in kit format. We demonstrate two modes of RTX use – (i) dye-based RT-qPCR assays that require only RTX polymerase, and (ii) TaqMan RT-qPCR assays that use a combination of RTX and Taq DNA polymerases (as the RTX exonuclease does not degrade a TaqMan probe). We also provide straightforward recipes for the purification of this alternative reagent. We anticipate that in low resource or point-of-need settings researchers could obtain the available constructs from Addgene or our lab and begin to develop their own assays, within whatever regulatory framework exists for them.

We lay out protocols for dye-based and TaqMan probe-based assays, in order to best compare with ‘gold standard’ reagents. These protocols should form the basis of further modifications that can simplify the assay to the use of overexpressing cells themselves as reagents.

### Developing dye-based and TaqMan probe-based RT-qPCR assays with RTX

#### MATERIALS

- 10X RTX buffer: 600 mM Tris-HCl, 250 mM (NH<sub>4</sub>)<sub>2</sub>SO<sub>4</sub>, 100 mM KCl, 20 mM MgSO<sub>4</sub>, pH 8.4 @25°C
- 10X ThermoPol buffer (New England Biolabs): 200 mM Tris-HCl, 100 mM (NH<sub>4</sub>)<sub>2</sub>SO<sub>4</sub>, 100 mM KCl, 20 mM MgSO<sub>4</sub>, 1% Triton® X-100, pH 8.8 @25°C
- 6.7 μM Forward PCR primer<sup>a</sup>
- 6.7 μM Reverse PCR primer<sup>a</sup>
- 1.7 μM TaqMan probe<sup>a</sup>

- 20X EvaGreen solution
- 4 mM deoxyribonucleotides (dNTP)
- 5M Betaine
- 20 U/ $\mu$ L SUPERase.In RNase inhibitor
- 5 U/ $\mu$ L Taq DNA polymerase
- 0.2 mg/ml RTX polymerase<sup>b</sup>
- Nuclease-free water
- qPCR tubes or plates<sup>c</sup>
- Real-time PCR machine<sup>c</sup>
- Cold-block or ice
- Barrier tips

<sup>a</sup>Individual primer and probe stocks or pre-made primer-probe mixes for CDC N1, N2 and N3 assays (**Table 1**) available from Integrated DNA Technologies may be used.

<sup>b</sup>RTX polymerase with proofreading capability (RTX), and RTX polymerase without proofreading capability (RTX Exo-) have been compared.

<sup>c</sup>LightCycler96 real-time PCR machine and 96-well plates with optical plastic film cover designed for use with LightCycler platform were used for these experiments.

**Table 1.** CDC TaqMan qRT-PCR primers and probes for SARS-CoV-2 (adapted from <https://www.cdc.gov/coronavirus/2019-ncov/lab/rt-pcr-panel-primer-probes.html>).

Name	Description	Sequence <sup>a</sup>
2019-nCoV_N1-F	2019-nCoV_N1 Forward Primer	5'-GAC CCC AAA ATC AGC GAA AT-3'
2019-nCoV_N1-R	2019-nCoV_N1 Reverse Primer	5'-TCT GGT TAC TGC CAG TTG AAT CTG-3'
2019-nCoV_N1-P	2019-nCoV_N1 Probe	5'-FAM-ACC CCG CAT TAC GTT TGG ACC-BHQ1-3'
2019-nCoV_N2-F	2019-nCoV_N2 Forward Primer	5'-TTA CAA ACA TTG GCC GCA AA-3'
2019-nCoV_N2-R	2019-nCoV_N2 Reverse Primer	5'-GCG CGA CAT TCC GAA GAA-3'
2019-nCoV_N2-P	2019-nCoV_N2 Probe	5'-FAM-ACA ATT TGC CCC CAG CGC TTC AG-BHQ1-3'
2019-nCoV_N3-F	2019-nCoV_N3 Forward Primer	5'-GGG AGC CTT GAA TAC ACC AAA A-3'
2019-nCoV_N3-R	2019-nCoV_N3 Reverse Primer	5'-TGT AGC ACG ATT GCA TTG-3'
2019-nCoV_N3-P	2019-nCoV_N3 Probe	5'-FAM-AYC ACA TTG GCA CCC GCA ATC CTG-BHQ1-3'

<sup>a</sup>FAM: 6-carboxyfluorescein; BHQ-1: Black Hole Quencher 1

## RESULTS

### Dye-based RT-qPCR reaction set up using only RTX DNA polymerase

EvaGreen dye-containing RT-qPCR reaction set up shown in **Table 2** was used for assembling CDC SARS-CoV-2 N1, N2, and N3 assays. The three assays target three different regions within the

nucleocapsid phosphoprotein (N) gene near the 3'-end of the ~30 kb viral genome. In particular, N1 primers (**Table 1**) amplify a 71 nt long region from position 28287 to 28358 of the genome (GenBank Accession No. MN985325.1). The N2 primers produce a 66 bp amplicon from the genomic position 29164 to 29230. Meanwhile, the N3 primers amplify a 71 nt long region from genomic position 28681 to 28752. All reaction mixes were assembled on a cold-block and directly transferred to a real-time PCR machine programmed to cycle through the steps depicted in **Table 3**. Melt curve analysis was included after PCR amplification in order to distinguish target amplicons from spurious products.

**Table 2.** EvaGreen RT-qPCR reaction mix using only RTX DNA polymerase

	Volume (μL)	Final concentration
RNA sample	5	
6.7 μM Forward PCR primer	1.5	500 nM
6.7 μM Reverse PCR primer	1.5	500 nM
20X EvaGreen	1.25	1X
10X RTX buffer	2.5	1X
4 mM dNTP	2.5	400 μM
20 U/μL SUPERase.In RNase inhibitor	1	0.8 U/μL
RTX or RTX Exo- 0.2mg/ml	0.5	4 ng/μL
5M betaine	2.5	0.5M
Water	6.75	
<b>Total reaction volume</b>	<b>25</b>	

**Table 3.** RTX polymerase-based EvaGreen RT-qPCR cycling conditions

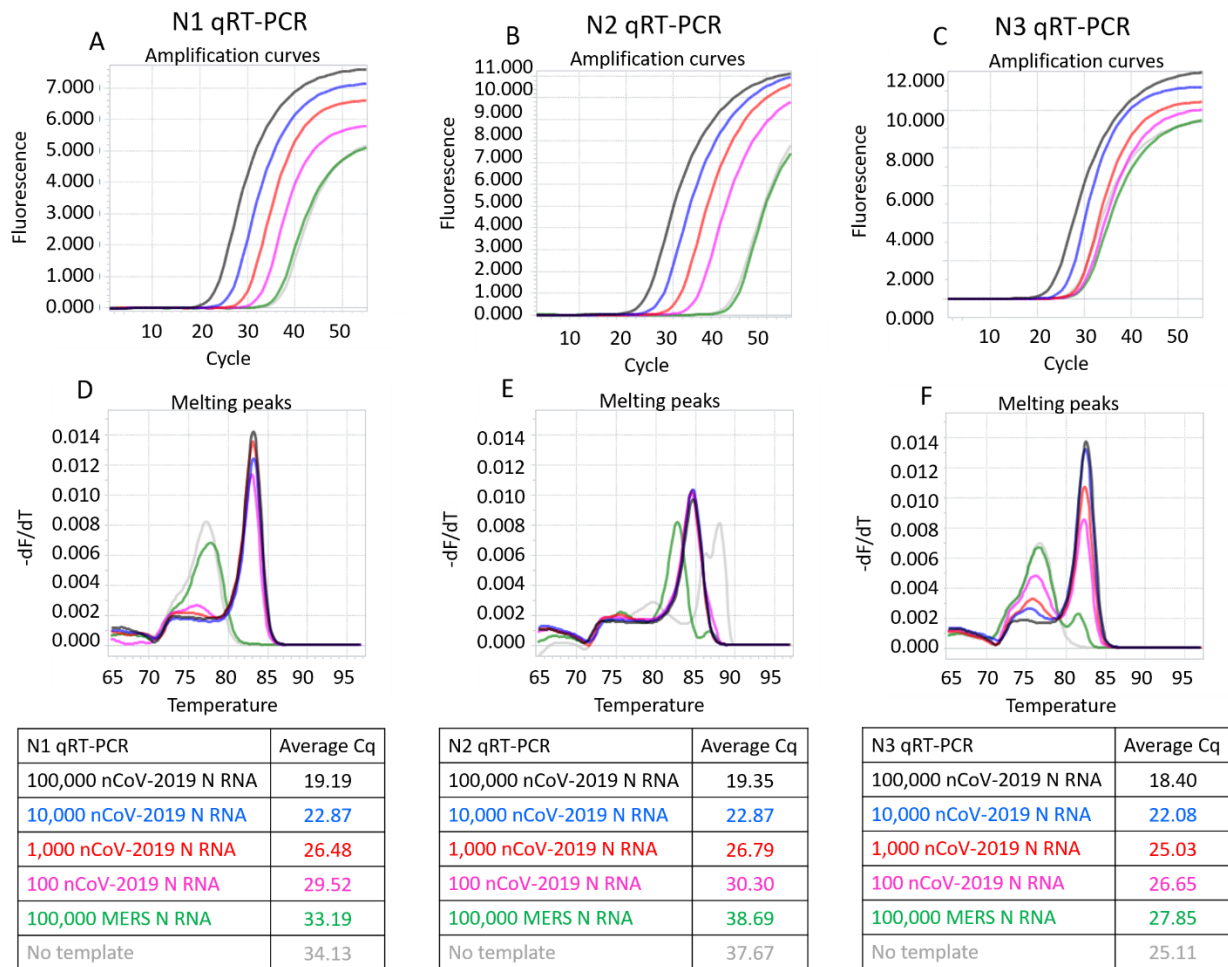
Step	Temperature	Duration	Signal acquisition
1 <sup>a</sup>	60 °C	30 min	None
2 <sup>a</sup>	95 °C	10 min	None
55 cycles of Steps 3 and 4			
3	95 °C	15 sec	None
4 <sup>b</sup>	55 °C	30 sec	Single
Melt curve analysis in Steps 5, 6, and 7			
5	95 °C	10 sec	None
6	65 °C	60 sec	None
7	97 °C	1 sec	Continuous <sup>c</sup>

<sup>a</sup>Assay time may be reduced by shortening reverse transcription step (Step 1) to 15 min and the following denaturation step (Step 2) to 2 min.

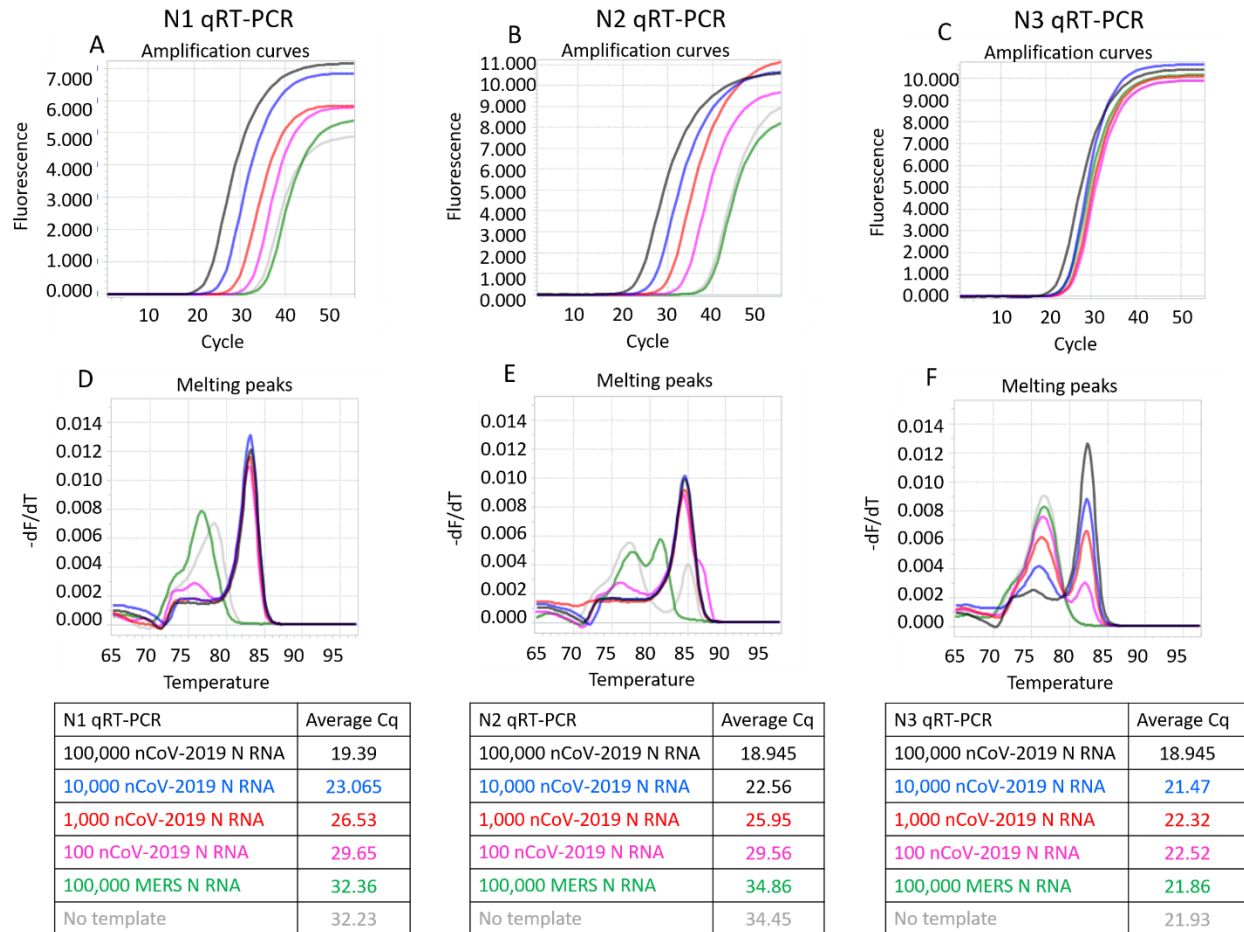
<sup>b</sup>Signal acquisition occurs in the FAM (fluorescein) channel during step 4.

°C measurements/°C temperature change, at a ramp rate of 0.05 °C/sec

Representative results of SARS-CoV-2 RT-qPCR tests performed using synthetic RNA templates and only RTX or RTX Exo- DNA polymerases are depicted in **Figures 1 and 2**.



**Figure 1.** CDC SARS-CoV-2 N1, N2, and N3 RT-qPCR assays performed using indicated copies of synthetic RNA and RTX DNA polymerase. Panels A, B, and C depict N1, N2, and N3 assays measured in real-time using EvaGreen dye. Amplification curves from reactions containing 100,000 (black traces), 10,000 (blue traces), 1,000 (red traces), and 100 (pink traces) copies of SARS-CoV-2 synthetic N RNA are depicted. Negative control reactions either contained no templates (gray traces) or contained 100,000 copies of synthetic N RNA from MERS-CoV (green traces). Panels D, E, and F depict melting peaks of amplicons determined using the 'Tm calling' analysis in the LightCycler96 software. Average Cq values of all assays are tabulated.



**Figure 2.** CDC SARS-CoV-2 N1, N2, and N3 RT-qPCR assays performed using indicated copies of synthetic RNA and RTX Exo- DNA polymerase. Panels A, B, and C depict N1, N2, and N3 assays measured in real-time using EvaGreen dye. Amplification curves from reactions containing 100,000 (black traces), 10,000 (blue traces), 1,000 (red traces), and 100 (pink traces) copies of SARS-CoV-2 synthetic N RNA are depicted. Negative control reactions either contained no templates (gray traces) or contained 100,000 copies of synthetic N RNA from MERS-CoV (green traces). Panels D, E, and F depict melting peaks of amplicons determined using the ‘Tm calling’ analysis in the LightCycler96 software. Average Cq values of all assays are tabulated.

These results demonstrate that RTX DNA polymerase alone, with or without proofreading capability, can support dye-based RT-qPCR analyses. In our hands the full-length RTX DNA polymerase was slightly better than the Exo- version, especially in the N3 assay.

### RTX polymerase-based TaqMan qRT-PCR reaction set up

In order to perform TaqMan RT-qPCR we developed a one-pot two enzyme system comprising RTX and Taq DNA polymerases. TaqMan qRT-PCR reaction set up shown in **Table 4** was used for assembling CDC SARS-CoV-2 N1, N2, and N3 assays using either RTX buffer or ThermoPol buffer. Control reactions lacking RTX polymerase were set up using the same recipe except RTX was

replaced with water. All reaction mixes were assembled on a cold-block and directly transferred to a real-time PCR machine programmed to cycle through the steps depicted in **Table 5**.

**Table 4.** RTX polymerase-based TaqMan qRT-PCR reaction mix

	Volume (μL)	Final concentration
RNA sample	5	
6.7 μM Forward PCR primer	1.5	500 nM
6.7 μM Reverse PCR primer	1.5	500 nM
1.7 μM TaqMan probe	1.5	125 nM
10X Assay buffer <sup>a</sup>	2.5	1X
4 mM dNTP	2.5	400 μM
20 U/μL SUPERase.In RNase inhibitor	1	0.8 U/μL
5 U/ μL Taq DNA polymerase	0.5	0.1 U/μL
RTX or RTX Exo- 0.2mg/ml or water	0.5	4 ng/μL
5M betaine	2.5	0.5M
Water	6	
Total reaction volume	25	

<sup>a</sup> Assay buffer: Duplicate TaqMan RT-qPCR reactions were performed either in 1X ThermoPol buffer or in 1X RTX buffer as indicated.

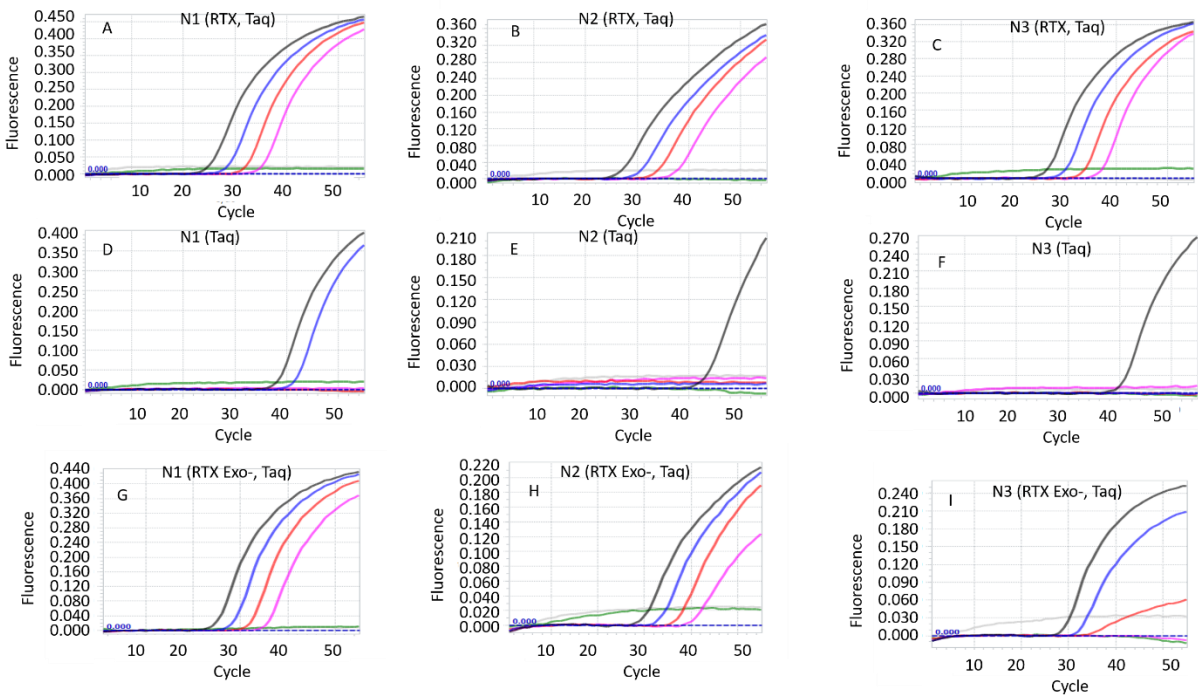
**Table 5.** RTX polymerase-based TaqMan qRT-PCR cycling conditions

Step 1 <sup>a</sup>	60 °C	30 min
Step 2 <sup>a</sup>	95 °C	10 min
55 cycles of Steps 3 and 4		
Step 3	95 °C	15 sec
Step 4 <sup>b</sup>	55 °C	30 sec

<sup>a</sup> Assay time may be reduced by shortening reverse transcription step (Step 1) to 15 min and the following denaturation step (Step 2) to 2 min.

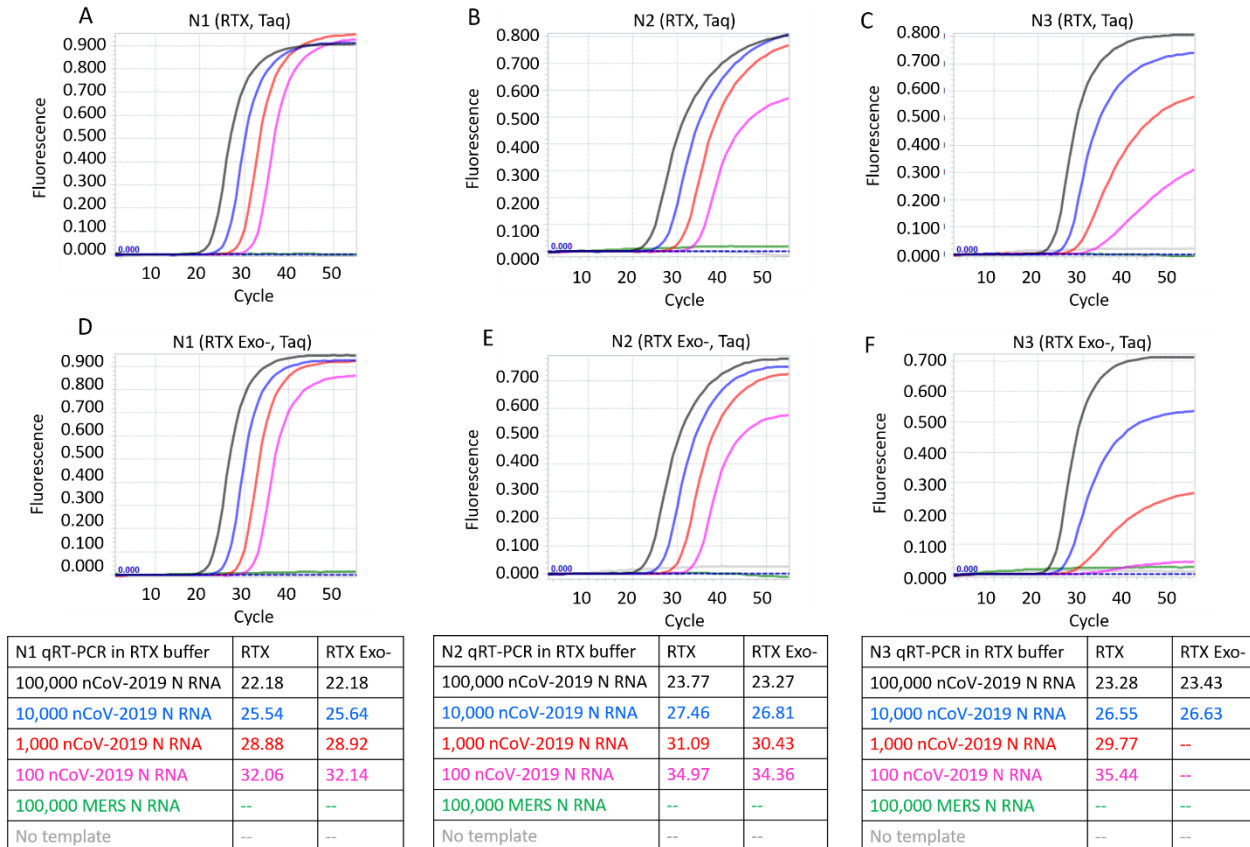
<sup>b</sup> Signal acquisition occurs in the FAM (fluorescein) channel during step 4.

Representative results of RTX polymerase-based SARS-CoV-2 TaqMan qRT-PCR tests performed using synthetic RNA templates are depicted in **Figures 3 and 4**. Both RTX and RTX Exo- when combined with Taq DNA polymerase were able to support one-pot TaqMan RT-qPCR assays for all three CDC SARS-CoV-2 assays. Under both buffer conditions tested, 1X ThermoPol versus 1X RTX buffer, RTX polymerase yielded more consistent amplification curves for all three CDC assays compared to RTX Exo- polymerase.



N1 qRT-PCR in ThermoPol				N2 qRT-PCR in ThermoPol				N3 qRT-PCR in ThermoPol			
	RTX	Taq	RTX Exo-		RTX	Taq	RTX Exo-		RTX	Taq	RTX Exo-
100,000 nCoV-2019 N RNA	26.19	39.48	26.15	100,000 nCoV-2019 N RNA	28.81	45.56	--	100,000 nCoV-2019 N RNA	28.03	42.16	--
10,000 nCoV-2019 N RNA	29.71	42.74	29.71	10,000 nCoV-2019 N RNA	32.47	--	36.63	10,000 nCoV-2019 N RNA	31.53	--	--
1,000 nCoV-2019 N RNA	33.21	--	33.33	1,000 nCoV-2019 N RNA	35.78	--	40.48	1,000 nCoV-2019 N RNA	35.16	--	--
100 nCoV-2019 N RNA	36.29	--	36.99	100 nCoV-2019 N RNA	39.53	--	--	100 nCoV-2019 N RNA	38.51	--	--
100,000 MERS N RNA	--	--	--	100,000 MERS N RNA	--	--	--	100,000 MERS N RNA	--	--	--
No template	--	--	--	No template	--	--	--	No template	--	--	--

**Figure 3.** CDC SARS-CoV-2 N1, N2, and N3 TaqMan RT-qPCR assays performed in 1X ThermoPol buffer using indicated copies of synthetic RNA and RTX or RTX Exo- and Taq DNA polymerases. Panels A, B, and C depict TaqMan assays containing both RTX and Taq DNA polymerases. Panels D, E, and F depict TaqMan assays containing only Taq DNA polymerase. Panels G, H, and I depict TaqMan assays containing RTX Exo- and Taq DNA polymerases. Amplification curves from reactions containing 100,000 (black traces), 10,000 (blue traces), 1,000 (red traces), and 100 (pink traces) copies of SARS-CoV-2 synthetic N RNA are depicted. Negative control reactions either contained no templates (gray traces) or contained 100,000 copies of synthetic N RNA from MERS-CoV (green traces). Cq values of all assays are tabulated.



**Figure 4.** CDC SARS-CoV-2 N1, N2, and N3 TaqMan RT-qPCR assays performed in 1X RTX buffer using indicated copies of synthetic RNA and RTX or RTX Exo- and Taq DNA polymerases. Panels A, B, and C depict TaqMan assays containing RTX and Taq DNA polymerases. Panels D, E, and F depict TaqMan assays containing RTX Exo- and Taq DNA polymerases. Amplification curves from reactions containing 100,000 (black traces), 10,000 (blue traces), 1,000 (red traces), and 100 (pink traces) copies of SARS-CoV-2 synthetic N RNA are depicted. Negative control reactions either contained no templates (gray traces) or contained 100,000 copies of synthetic N RNA from MERS-CoV (green traces). Cq values of all assays are tabulated.

To compare the RTX-based TaqMan qRT-PCR with qRT-PCR performed using commercial master mix, duplicate reactions (**Table 6**) were set up using TaqPath™ 1-Step RT-qPCR Master Mix, CG (Thermo Fisher Scientific, Waltham, MA, USA). All reactions were assembled on cold block and then incubated at room temperature (25 °C benchtop) for 2 min prior to being loaded on a real-time PCR machine set to cycle through the steps indicated in **Table 7**.



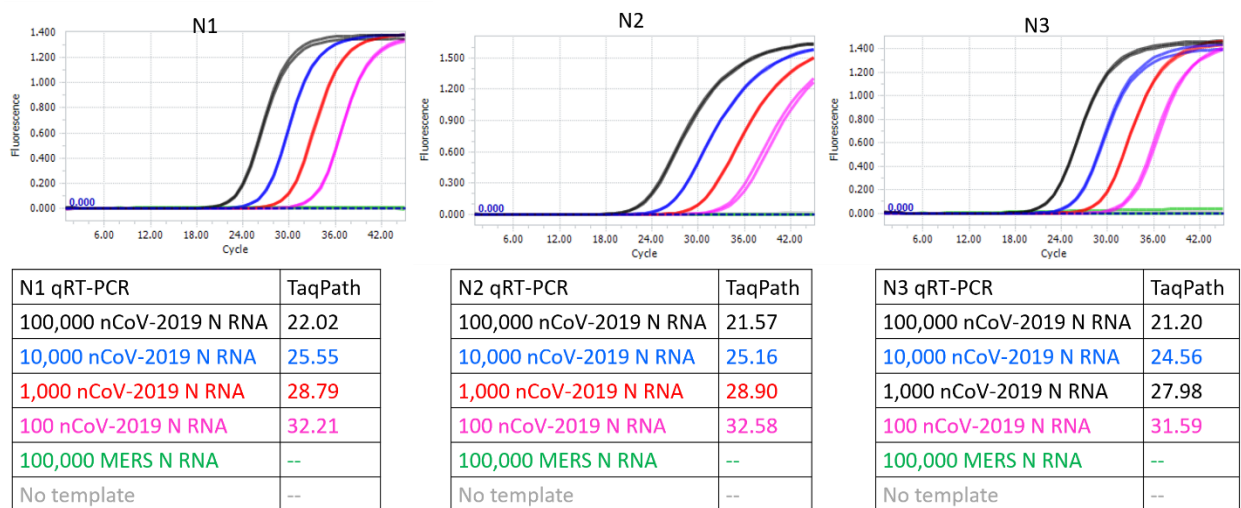
**Table 6.** CDC N1, N2, N3 TaqMan qRT-PCR assay set up using commercial qRT-PCR master mix

	Volume (μL)
RNA sample	5
6.7 μM Forward PCR primer	1.5
6.7 μM Reverse PCR primer	1.5
1.7 μM TaqMan probe	1.5
4X TaqPath™ master mix	5
Water	5.5
Total reaction volume	20

**Table 7.** TaqPath™ TaqMan qRT-PCR cycling conditions

Step 1	50 °C	15 min
Step 2	95 °C	2 min
45 cycles of Steps 3 and 4		
Step 3	95 °C	3 sec
Step 4	55 °C	30 sec

**Figure 5** depicts typical results from CDC N1, N2, and N3 TaqMan qRT-PCR reactions performed using synthetic RNA and TaqPath™ commercial qRT-PCR mastermix.



**Figure 5.** CDC SARS-CoV-2 N1, N2, and N3 TaqMan qRT-PCR assays performed using indicated copies of synthetic RNA and TaqPath™ commercial qRT-PCR mastermix. Amplification curves from reactions containing 100,000 (black traces), 10,000 (blue traces), 1,000 (red traces), and 100 (pink traces) copies of SARS-CoV-2 synthetic N RNA are depicted. Negative control reactions either contained no templates (gray traces) or contained 100,000 copies of synthetic N RNA from MERS-CoV (green traces). Cq values of all assays are tabulated.

The results with either a viral RT (in TaqPath™ commercial mastermix) or RTX are summarized in **Table 8**. As can be seen, RTX-based TaqMan assays are of comparable sensitivity and specificity to the gold standard TaqPath assay. While all three RTX-based TaqMan assays performed in ThermoPol buffer consistently yielded C<sub>q</sub> values, these were somewhat delayed compared to C<sub>q</sub> values obtained with the commercial TaqPath™ Master Mix. In contrast, RTX-based TaqMan assays when executed in RTX buffer yielded C<sub>q</sub> values that were closer to C<sub>q</sub> values obtained with the commercial mastermix.

**Table 8.** Comparison of C<sub>q</sub> values of RTX-based and TaqPath-based SARS-CoV-2 TaqMan qRT-PCR assays

N1 qRT-PCR	RTX+Taq in ThermoPol	RTX+Taq in RTX buffer	TaqPath™
100,000 nCoV-2019 N RNA	26.19	22.18	22.02
10,000 nCoV-2019 N RNA	29.71	25.54	25.55
1,000 nCoV-2019 N RNA	33.21	28.88	28.79
100 nCoV-2019 N RNA	36.29	32.06	32.21
100,000 MERS N RNA	--		--
No template	--		--

N2 qRT-PCR	RTX+Taq in ThermoPol	RTX+Taq in RTX buffer	TaqPath™
100,000 nCoV-2019 N RNA	28.81	23.77	21.57
10,000 nCoV-2019 N RNA	32.47	27.46	25.16
1,000 nCoV-2019 N RNA	35.78	31.09	28.90
100 nCoV-2019 N RNA	39.53	34.97	32.58
100,000 MERS N RNA	--		--
No template	--		--

N3 qRT-PCR	RTX+Taq in ThermoPol	RTX+Taq in RTX buffer	TaqPath™
100,000 nCoV-2019 N RNA	28.03	23.28	21.20
10,000 nCoV-2019 N RNA	31.53	26.55	24.56
1,000 nCoV-2019 N RNA	35.16	29.77	27.98
100 nCoV-2019 N RNA	38.51	35.44	31.59
100,000 MERS N RNA	--		--
No template	--		--

### Summary of assay performance

Overall, RTX performs well either as a single enzyme for RT-qPCR with intercalating dyes, such as EvaGreen, or as the RT component of a TaqMan based assay. At the lowest RNA concentrations examined (100 copies), the gold standard TaqPath assay general gave a signal at a C<sub>q</sub> value of ca. 32. The more robust full-length RTX on its own actually performed slightly better, with C<sub>q</sub> values typically from 29-30 (although the N3 primer set gives higher signal and higher background). When used as a substitute for a viral RT, RTX is slightly less sensitive overall, with C<sub>q</sub> values typically from 32-35.

## Purification of RTX

For sites wishing to produce their own RTX, the following protocol can be used.

<b>Resuspension Buffer</b>	<ul style="list-style-type: none"> <li>• 50 mM Phosphate Buffer, pH 7.5</li> <li>• 300 mM NaCl</li> <li>• 20 mM imidazole</li> <li>• 0.1% Igepal CO-630 (non-toxic Non-idet P40 equivalent)</li> <li>• 5 mM MgSO<sub>4</sub></li> </ul>
<b>Equilibration Buffer</b>	<ul style="list-style-type: none"> <li>• 50 mM Phosphate Buffer, pH 7.5</li> <li>• 300 mM NaCl</li> <li>• 20 mM imidazole</li> </ul>
<b>Lysis Buffer</b>	<ul style="list-style-type: none"> <li>• 30 mL <b>Resuspension Buffer</b></li> <li>+</li> <li>• 1x EDTA-free protease inhibitor tablet</li> <li>+</li> <li>• 30-60 mg HEW Lysozyme</li> </ul>
<b>Wash Buffer</b>	<ul style="list-style-type: none"> <li>• 50 mM Phosphate Buffer, pH 7.5</li> <li>• 300 mM NaCl</li> <li>• 50 mM imidazole</li> </ul>
<b>Elution Buffer</b>	<ul style="list-style-type: none"> <li>• 50 mM Phosphate Buffer, pH 7.5</li> <li>• 300 mM NaCl</li> <li>• 250 mM imidazole</li> </ul>
<b>Heparin Buffer A</b>	<ul style="list-style-type: none"> <li>• 40 mM Tris-HCl, pH 7.5</li> <li>• 100 mM NaCl</li> <li>• 0.1% Igepal CO-630 (non-toxic Non-idet P40 equivalent)</li> </ul>
<b>Heparin Buffer B</b>	<ul style="list-style-type: none"> <li>• 40 mM Tris-HCl, pH 7.5</li> <li>• 2 M NaCl</li> <li>• 0.1% Igepal CO-630 (non-toxic Non-idet P40 equivalent)</li> </ul>

**Table 7.** Buffers for RTX purification

<b>Ni-NTA Dialysis Buffer (2x 2 L)</b>	<ul style="list-style-type: none"> <li>• 40 mM Tris-HCl, pH 7.5</li> <li>• 100 mM NaCl</li> <li>• 10 mM beta-mercapto ethanol (BME) or 1 mM DTT</li> <li>• 0.1% Igepal CO-630 (non-toxic Non-idet P40 equivalent)</li> </ul>
<b>Heparin Dialysis Buffer (2 L)</b>	<ul style="list-style-type: none"> <li>• 50 mM Tris-HCl, pH 8.0</li> <li>• 50 mM KCl</li> <li>• 0.1% Tween-20</li> <li>• 0.1% Igepal CO-630 (non-toxic Non-idet P40 equivalent)</li> </ul>
<b>Final Dialysis Buffer (1 L)</b>	<ul style="list-style-type: none"> <li>• 50% Glycerol</li> <li>• 50 mM Tris-HCl, pH 8.0</li> </ul>

	<ul style="list-style-type: none"><li>• 50 mM KCl</li><li>• 0.1% Tween-20</li><li>• 0.1% Igepal CO-630 (non-toxic Non-idet P40 equivalent)</li></ul>
--	--

**Table 8.** Buffers for dialysis of RTX

In brief, a T7-based *E. coli* expression strain such as BL21(DE3) was transformed with a RTX expression plasmid that contained an carboxyl terminal six histidine tag for purification. On the next day, an individual transformant colony was picked into desired media with appropriate antibiotics (e.g. ampicillin) and 1-2% glucose. This starter culture was grown overnight in shaking incubator at 37°C.

On day three, 1 L Superior Broth™ (Athena Enzyme Systems™) or other rich media with appropriate antibiotics in a 4 L Erlenmeyer flask was inoculated with 250-350 µL of the overnight starter culture. Incubate at 37°C, 250 rpm until the culture reaches OD<sub>600</sub> of 0.4-0.7 (0.5-0.6 is ideal). When desired OD<sub>600</sub> is reached, place flask(s) in 4°C cold room for 30-45 min and set shaking incubator to 18°C. Following cold incubation, induce expression of RTX by adding 1 mL of 1 M IPTG to each 1 L of culture. Place flask(s) in the 18°C shaking incubator for 16-18 hours.

Following overnight expression, cells were harvested by centrifuging cultures at 4°C, 5000 xg for 20 min. On ice, resuspend cell pellet in 30 mL cold **Lysis Buffer**. Transfer the resuspended cell pellet to a small 50 mL beaker with clean stir bar and place securely in an ice bath. With moderate stirring, sonicate the sample using 40% amplitude and 1 sec ON / 4 sec OFF for 4 min total sonication time. Centrifuge the resulting lysate at 4°C, 35,000 xg for 30 min. Carefully transfer the supernatant to a clean ultracentrifugation tube, shake in thermomixer at 400 rpm, 85°C for 10 min, and then place on ice for 10 min. Centrifuged the heat-treated lysate at 4°C, 35,000 xg for 30 min. Carefully transfer the supernatant to a clean tube and filter the clarified lysate using a 0.2 µm filter.

Perform IMAC column purification in a cold room or allow gravity flow to occur in a refrigerator. Prepare Ni-NTA agarose columns with final column volume (CV) of 1 mL. Apply the clarified lysate from 1 L of expressed culture to a previously equilibrated column and collect the flow-through. Wash column with 20 CV **Equilibration Buffer** and collect the flow-through. Wash column with 5 CV **Wash Buffer** and collect flow-through. Elute RTX from column with 5 mL **Elution Buffer** and transfer to a dialysis cassette with appropriate molecular weight cut-off. Dialyze eluate into 2 L of **Ni-NTA Dialysis Buffer** for 3-4 hours at 4°C. Then dialyze eluate into a second 2 L of **Ni-NTA Dialysis Buffer** overnight at 4°C.

Dialyzed eluate was then passed over an equilibrated 5 mL heparin column (HiTrap™ Heparin HP) and eluted along a sodium chloride gradient (100 mM to 2 M NaCl). The peak corresponding to RTX or its variants could be expected between 40-60% Buffer B. RTX fractions were collected, pooled, and dialyzed into 2 L **Heparin Dialysis Buffer** for 3-4 hours. Then dialysis cassettes were transferred into 2 L **Final Dialysis Buffer** overnight where it is expected that the protein sample

volume will decrease significantly. Following the final dialysis, protein sample was recovered and protein concentration was determined before storing at -20°C.

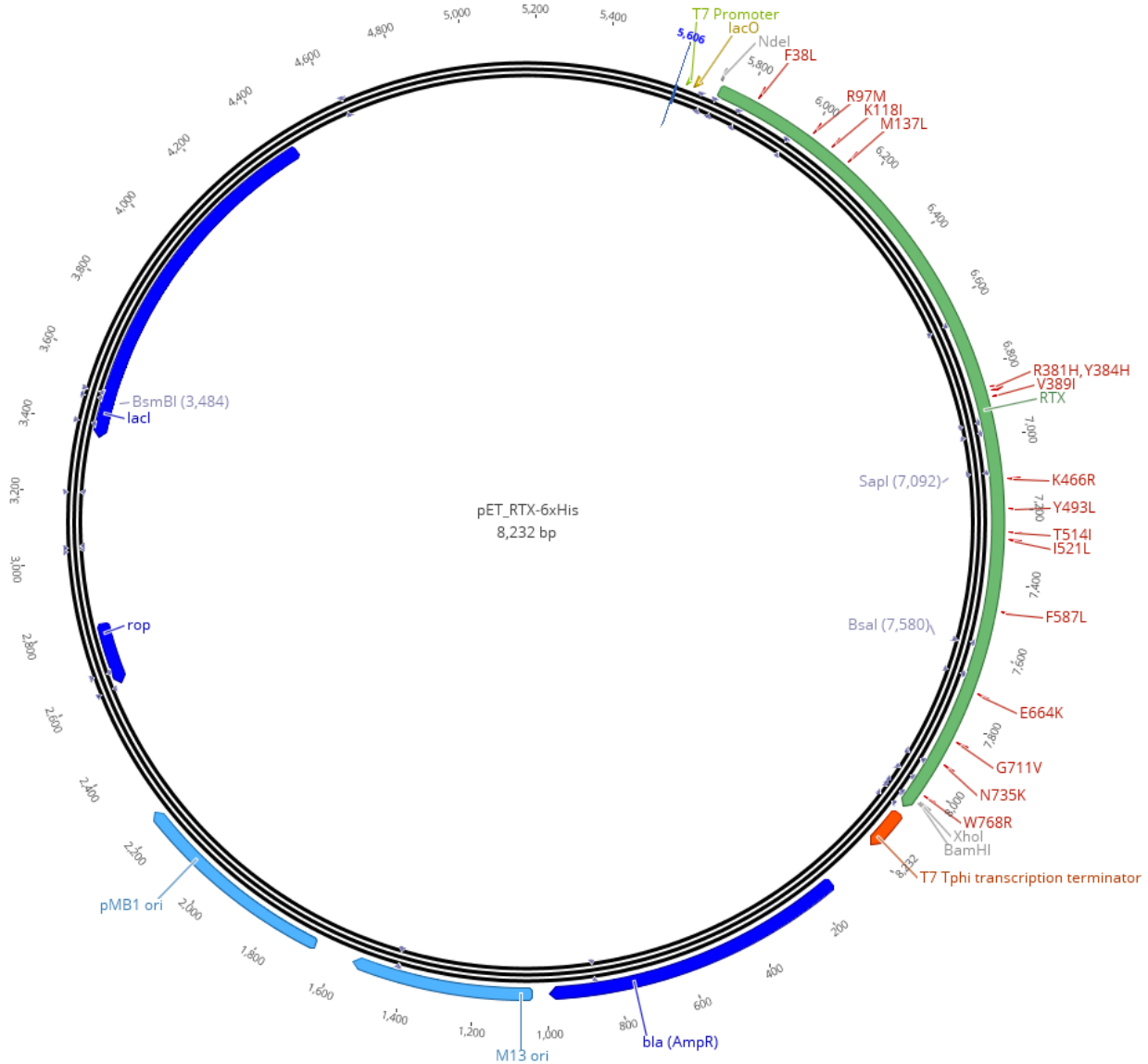
A similar protocol should work for Taq and other thermostable polymerases, but may require different dialysis and storage buffers.

#### Summary and opportunities for distribution

By obtaining a RTX expression vector and purifying the thermostable reverse transcriptase it should prove possible to carry out RT-qPCR reactions with a sensitivity similar to that already observed for approved kits, with few or no false positive results. The sequence information for plasmids for RTX [pET\_RTX-6xHis] and its exonuclease deficient variant, RTX(exo-) [pET\_RTX(exo-)-6xHis], bearing a C-terminal 6xHis tags can be found in the **Supplemental Information**. These plasmids will be uploaded to Addgene in short order, or can be obtained by directly contacting the Ellington lab, via [a.maranhao@utexas.edu](mailto:a.maranhao@utexas.edu). The Board of Regents of The University of Texas has licensed IP covering RTX to Promega Corporation.

**Acknowledgements:** We acknowledge the extraordinary contributions of the Schoggins lab in making synthetic RNA available on short notice for these assays.

## Supporting Information



**Figure S1.** Plasmid map of pET\_RTX-6xHis

LOCUS	pET_RTX-6xHis	8232 bp	DNA	circular	UNA	26-MAR-2020
DEFINITION	A new nucleotide sequence entered manually.					
ACCESSION	urn.local...f-bq4nr1q					
VERSION	urn.local...f-bq4nr1q					
KEYWORDS	.					
SOURCE	.					
ORGANISM	.					
FEATURES	Location/Qualifiers					
gene	140..1000					

```
    /created_by="User"  
    /label="bla (AmpR)"  
rep_origin 1042..1555  
    /created_by="User"  
    /modified_by="User"  
    /label="M13 ori"  
rep_origin 1666..2254  
    /created_by="User"  
    /modified_by="User"  
    /label="pMB1 ori"  
gene complement(2623..2814)  
    /created_by="User"  
    /label="rop"  
gene complement(3371..4453)  
    /created_by="User"  
    /label="lacI"  
promoter 5637..5654  
    /created_by="User"  
    /label="T7 Promoter"  
operon 5656..5680  
    /created_by="User"  
    /label="lacO"  
misc_feature 5722..5727  
    /created_by="User"  
    /modified_by="User"  
    /label="NdeI"  
CDS 5725..8085  
    /created_by="User"  
    /modified_by="User"  
    /label="RTX"  
misc_difference 5836..5838  
    /created_by="User"  
    /label="F38L"  
misc_difference 6013..6015  
    /created_by="User"  
    /label="R97M"  
misc_difference 6076..6078  
    /created_by="User"  
    /modified_by="User"  
    /label="K118I"  
misc_difference 6133..6135  
    /created_by="User"  
    /label="M137L"  
misc_difference 6865..6867
```

```
    /created_by="User"  
    /label="R381H"  
misc_difference 6874..6876  
    /created_by="User"  
    /label="Y384H"  
misc_difference 6889..6891  
    /created_by="User"  
    /label="V389I"  
misc_difference 7120..7122  
    /created_by="User"  
    /label="K466R"  
misc_difference 7201..7203  
    /created_by="User"  
    /label="Y493L"  
misc_difference 7264..7266  
    /created_by="User"  
    /label="T514I"  
misc_difference 7285..7287  
    /created_by="User"  
    /label="I521L"  
misc_difference 7483..7485  
    /created_by="User"  
    /label="F587L"  
misc_difference 7714..7716  
    /created_by="User"  
    /label="E664K"  
misc_difference 7855..7857  
    /created_by="User"  
    /label="G711V"  
misc_difference 7927..7929  
    /created_by="User"  
    /label="N735K"  
misc_difference 8026..8028  
    /created_by="User"  
    /label="W768R"  
misc_feature 8047..8052  
    /created_by="User"  
    /label="XhoI"  
misc_feature 8053..8058  
    /created_by="User"  
    /label="BamHI"  
terminator 8104..8226  
    /created_by="User"  
    /label="T7 Tphi transcription terminator"
```



## ORIGIN

1 aactacgtca ggtggcactt ttcggggaaa tgtgcgcgga acccctattt gtttatttt  
61 ctaaatacat tcaaatatgt atccgctcat gagacaataa ccctgataaa tgcttcaata  
121 atattgaaaa aggaagagta tgagtattca acatttccgt gtcgccctta ttccttttt  
181 tgcggcattt tgccttctg tttttgctca cccagaaacg ctggtgaaag taaaagatgc  
241 tgaagatcag ttgggtgcac gagtgggtta catcgaactg gatctcaaca gcggtaaagat  
301 ccttgagagt ttcgccccg aagaacgttt cccaatgatg agcactttta aagttctgct  
361 atgtggcgcg gtattatccc gtgttgacgc cgggcaagag caactcggtc gccgcataca  
421 ctattctcag aatgacttgg ttgagtactc accagtcaca gaaaagcadc ttacggatgg  
481 catgacagta agagaattat gcagtgtgac cataacatg agtgataaca ctgcggccaa  
541 cttacttctg acaacgatcg gaggaccgaa ggagctaacc gcttttttgc acaacatggg  
601 ggatcatgta actcgccttg atcgttggga accggagctg aatgaagcca taccaaagca  
661 cgagcgtgac accacgatgc ctgtagcaat ggcaacaacg ttgcgcaaac tattaactgg  
721 cgaactactt actctagctt cccggcaaca attaatagac tggatggagg cggataaagt  
781 tgcaggacca cttctgcgct cggcccttcc ggtgggtggt tttattgctg ataatctgg  
841 agccggtgag cgtgggtctc gcggtatcat tgcagcactg gggccagatg gtaagccctc  
901 ccgatcgtg gttatctaca cgacggggag tcaggcaact atggatgaac gaaatagaca  
961 gatcgtgag ataggtgctt cactgattaa gcattggtaa ctgtcagacc aagtttact  
1021 atatatactt tagattgatt taccccgtt gataatcaga aaagcccaa aacaggaag  
1081 attgtataag caaatattta aattgtaaac gtaatatatt ttttaaaatt cgcgttaa  
1141 tttgtttaa tcagctcatt ttttaacca taggccgaaa tcggcaaaat ccctataaa  
1201 tcaaaagaat agcccagat aggggtgagt gttgttccag ttggaacaa gactccacta  
1261 ttaaagaacg tggactcaa cgtcaaaggg cgaaaaaccg tctatcaggg cgatggccca  
1321 ctactgtaac catcacccaa atcaagtttt ttgggtcga ggtgccgtaa agcactaat  
1381 cggaaaccta aaggagccc ccgatttaga gcttgacggg gaaagccggc gaactggcg  
1441 agaaaggaag ggaagaaagc gaaaggagcg ggcgctaggg cgctggcaag ttagcggct  
1501 acgctgcg taaccaccac acccgccg cttaatgctc cgctacaggg cgcgtaaaag  
1561 gatctagtg aagatcctt ttgataatct catgacaaa atccctaac gtgagtttc  
1621 gttcactga gcgtcagacc ccgtagaaaa gatcaaagga tcttctgag atccttttt  
1681 tctgcgctga atctgctgct tgcaaaaaaaa aaaaccaccg ctaccagcgg tggtttgtt  
1741 gccgatcaa gagctaccaa ctcttttcc gaaggtaact ggcttcagca gagcgcagat  
1801 accaaatact gtccttctag ttagccgta gttaggccac cactcaaga actctgtagc  
1861 accgcctaca tacctcgtc tgctaactct gttaccagtg gctgctgcca tggcgataa  
1921 gtcgtgctt accgggttg actcaagacg atagttacc gataagggc agcggctcggg  
1981 ctgaacgggg ggtctgtgca cacagcccag cttggagcga acgacctaca ccgaactgag  
2041 atacctacag cgtgagctat gagaaagcgc cagccttccc gaaggagaa aggcggacag  
2101 gtatccgta agcggcaggg tcggaacagg agagcgcacg agggagcttc cagggggaaa  
2161 cgctggtat cttatagtc ctgttgggtt tcgccactc tgactgagc gtcgatttt  
2221 gtgatgctc tcaggggggc ggagcctatg gaaaaacgc agcaacggc cctttttacg  
2281 gttcctggcc tttgctggc cttttgctca catgttctt cctgcgttat ccctgattc  
2341 tgtggataac cgtattacc ctttgagt agctgatacc gctcggca gccgaacgac  
2401 cgagcgcagc gagtcagtga gcgaggaagc tatggtgac tctcagtaca atctgctctg  
2461 atgcccata gtaagccag tatacactcc gctatcgcta cgtgactggg tcatggctgc  
2521 gccccgacac ccgcaaacac ccgctgacgc gccctgacgg gcttgtctgc tccggcatc

2581 cgcttacaga caagctgtga ccgtctccgg gagctgcatg tgcagaggt ttcaccgtc  
2641 atcaccgaaa cgcgcgaggc agctgcggta aagctcatca gcgtggctgt gcagcgattc  
2701 acagatgtct gcctgttcat ccgcgtccag ctctgtgagt ttctccagaa gcgttaatgt  
2761 ctggcttctg ataaagcggg ccatgttaag ggcggtttt tctgtttgg tcaactgatc  
2821 ctccgtgtaa gggggatttc tgttcatggg ggtaatgata ccgatgaaac gagagaggat  
2881 gctcacgata cgggttactg atgatgaaca tgcccgggta ctggaacgtt gtgagggtaa  
2941 acaactggcg gtatggatgc ggccggacca gagaaaaatc actcagggtc aatgccagcc  
3001 gaacgccagc aagacgtagc ccagcgcgtc ggccgccatg ccggcgataa tggcctgctt  
3061 ctgcgccaaa cgtttgggtg cgggaccagt gacgaaggct tgagcgaggg cgtgcaagat  
3121 tccgaatacc gcaagcgaca ggccgatcat cgtcgcgctc cagcgaaagc ggtcctcgcc  
3181 gaaaatgacc cagagcgtg ccggcacctg tcctacgagt tgcatagata agaagacagt  
3241 cataagtgcg gcgacgatag tcatgcccc cgcccaccgg aaggagctga ctgggtgaa  
3301 ggctctcaag ggcatcggc gagatcccgg tgcctaatga gtgagctaac ttacattaat  
3361 tgcgttgcg tcaactcccc cttccagtc gggaaacctg tcgtgccagc tgcattaatg  
3421 aatcggccaa cgcgcgggga gaggcgggtt gcgtattggg cggcagggtg gttttctt  
3481 tcaccagtga gacgggcaac agctgattgc cttcaccgc ctggccctga gagagttgca  
3541 gcaagcggtc cacgctggtt tgccccagca ggcgaaaatc ctgtttgatg gtggttaacg  
3601 gcgggatata acatgagctg tcttcggtat cgtcgtatcc cactaccgag atgtccgac  
3661 caacgcgcag cccggactcg gtaatggcg gcattgcgcc cagcgcctc tgatcgttgg  
3721 caaccagcat cgagtgagg acgatgccct cattcagcat ttgcatggtt tgttghaaac  
3781 cggacatggc actccagtcg cttcccgtt ccgctatcgg ctgaatttga ttgcgagtga  
3841 gatatttatg ccagccagcc agacgcggac gcgccgagac agaactaat gggcccgcta  
3901 acagcgcgat ttgtggtga ccaatgcga ccagatgctc cagcccagt cgcgtaccgt  
3961 cttcatggga gaaaataata ctgttgatgg gtgtctggc agagacatca agaaataacg  
4021 ccggaacatt agtcaggca gctccacag caatggcatc ctggcatcc agcggatagt  
4081 taatgatcag ccaactgacg cgttgcgcga gaagatttg caccgccgt ttacaggctt  
4141 cgacgccgt tcgttctacc atcgacacca ccacgtggc acccagttga tcggcgcgag  
4201 attaatcgc cgcgacaatt tgcgacggcg cgtgcagggc cagactggag gtggcaacgc  
4261 caatcagcaa cgactgtttg cccgccagt gttgtccac gcggttggga atgtaattca  
4321 gctccgcat cgcgcttc acttttccc gcgtttcgc agaaactgg ctggcctggt  
4381 tcaccacgcg gaaacggtc tgataagaga caccggcata ctctgcgaca tcgtataacg  
4441 ttactggtt cacattcacc acctgaatt gactctctc cgggcgctat catgccatac  
4501 cgcgaaaggt ttgcgccat tcgatggtgt ccgggatctc gacgctctc cttatgcgac  
4561 tcctgcatta ggaagcagcc cagtagtagg ttgaggcctg tgagcaccgc ccccgcaagg  
4621 aatggtgcat gccggcatgc gccttttcg tctcaagaa ttaattcca attccccagg  
4681 catcaataa aacgaaaggc tcagtcgaaa gactggcct ttcgtttat ctgttgtt  
4741 tcggtgaacg ctctctgag taggacaaat ccgccgggag cggatttga cgttgcgaag  
4801 caacggcccg gagggtggcg ggccagcgc ccgcataaa ctgccaggaa ttaattcccc  
4861 aggcatacaa taaacgaaa ggctcagtcg aaagactggg ctttctgtt tatctgtt  
4921 ttgtcggatg acgctctct gagtaggaca aatccgccg gagcggatt gaactgtgcg  
4981 aagcaacggc ccggagggtg gcggcagga cggcccat aaactgccag gaattaatc  
5041 ccagcgcac aaataaacg aaaggctcag tcgaaagact gggccttcg tttatctgt  
5101 tgttgcggtg tgaacgctc ctgagtagg acaaatccg cgggagcggg ttgaaacgtt  
5161 gcgaagcaac ggcccggagg gtggcgggca ggacggccg cataaactgc caggaattaa

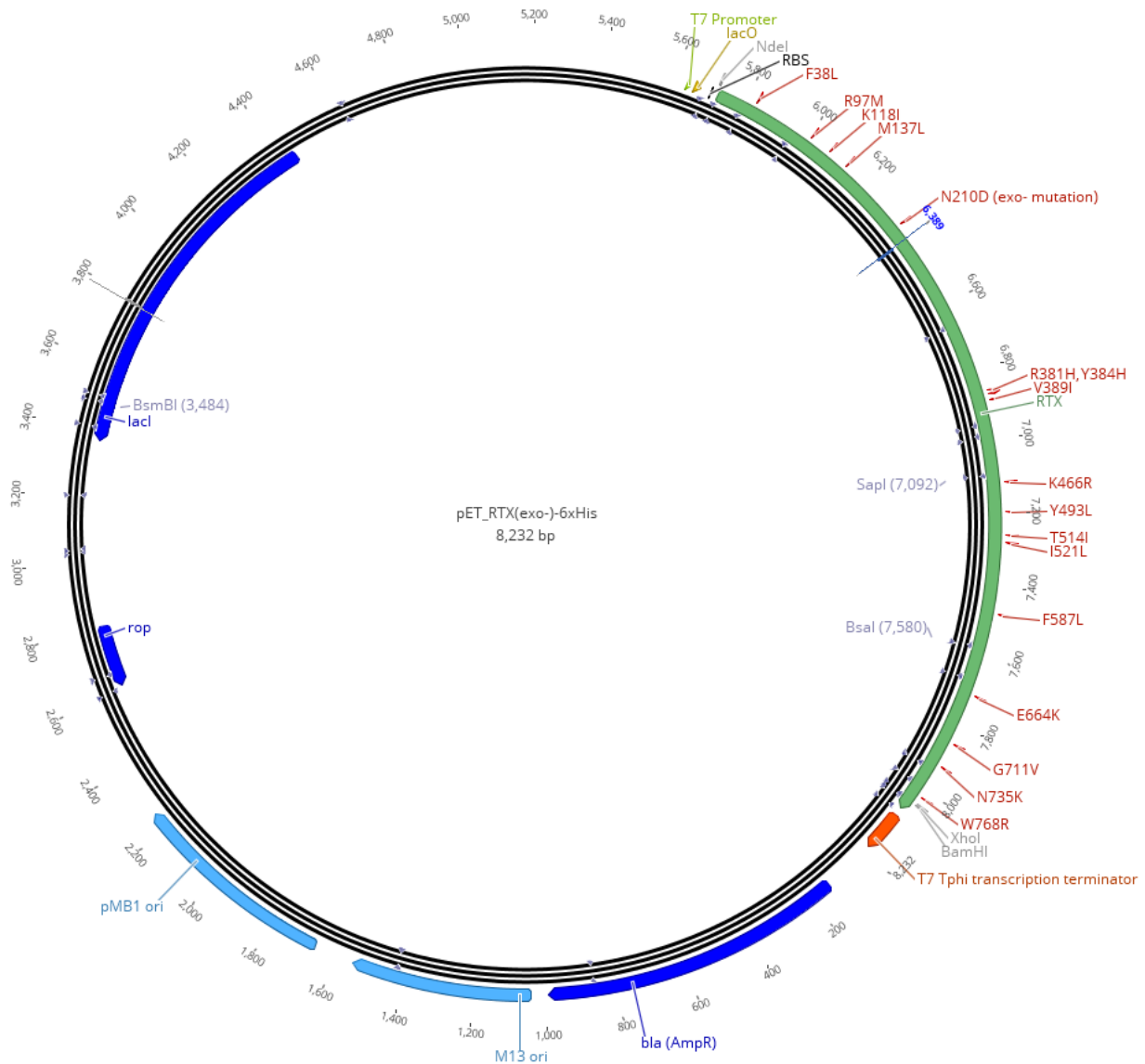
5221 ttccccaggc atcaataaa acgaaaggct cagtcgaaag actgggcctt tcgtttatc  
5281 tgttgtttgt cggngaacgc tctctgagt aggacaaatc cgccgggagc ggatttgaac  
5341 gttgcgaagc aacggcccgg aggggtggcgg gcaggacgcc cgccataaac tgccaggaat  
5401 taattccca ggcatacaat aaaacgaaag gctcagtcga aagactgggc ctttcgtttt  
5461 atctgttgtt tgtcgggtgaa cgctctctg agtaggacaa atccgccggg agcggatttg  
5521 aacgttgcga agcaacggcc cggagggtgg cgggcaggac gcccgcata aactgccagg  
5581 aattggggat cggaattaat tcccgttta aaccgggat ctgatcccg cgaaattaat  
5641 acgactact ataggggaat tgtgagcggg taacaattcc cctctagaaa taatttgtt  
5701 taactttaag aaggagatat acatatgatt cttgacacgg attacatcac ggaagacggc  
5761 aagccggtta tccgtatttt caagaaagaa aacggcgaat tcaagattga atacgatcgg  
5821 acatttgaac cgtacctgta cgctctctc aaggatgata gcgcaatcga agaagtgaaa  
5881 aaaatcaccg cagagcggca tggcacagtg gtaacagtta agcgggtcga gaaagtgcag  
5941 aagaagtct taggccggcc agtcgaagta tggaaattat acttcacaca tccacaggac  
6001 gttccggcga tcatggataa gattcgggag catccggcgg taatcgatat ctatgaatac  
6061 gatattccgt tcgctattcg ctaccttatt gacaaaggt tagttccaat ggagggtgat  
6121 gaggaactta aactgtagc attcgatgc gaaacacttt atcacgaagg tgaagagttt  
6181 gccgaaggtc cgattttaa gatctctac gccgatgaag aaggcgcacg cgtaattacg  
6241 tggaaaaatg tggacctccc gtacgtagac gtagtgagca ctgagcgcga gatgattaaa  
6301 cgtttccttc gggtagtaaa agaaaaagac ccagacgtgc tgattacgta taacggcgac  
6361 aactttgatt ttgctatct caagaagcgt tgcgaaaagt taggcattaa ttcgccctg  
6421 ggtcgggacg gttcagagcc gaaaattcag cggatgggag accgcttgc tgtggaggta  
6481 aaaggtcga tccatttca tttatatccg gttatccggc gcacatcaa cttgccgact  
6541 tacacacttg aagcagttta cgaagcgggtg ttcggccaac caaaagaaaa ggtttatgcc  
6601 gaggagatta ccaccgatg ggaaactggc gaaaacttgg agcgggtggc tcggtattcc  
6661 atggaagatg ccaaggtgac ctacgaactg ggcaaagagt tttaccgat ggaagcacia  
6721 ttaagccgcc ttattgttca gtcctctgg gatgtgtcgc gttcttcaac gggcaattta  
6781 gtcgaatggt ttcttctcg gaaagctac gagcgtaacg agcttgctcc aaataagcca  
6841 gacgaaaaag aattggctcg gcgcatcag tccatgagg gcggctacat taaggagcca  
6901 gaacggggct tgtgggagaa catcgtctac cttgatttc ggtctctta tccgtctatt  
6961 atcatcacac ataactgtc gccagatacc ctgaaccgtg aaggctgtaa agaataatg  
7021 tggcaccac aggtcggcca tcgttttgt aaagacttc cgggcttcat tcatctctt  
7081 ctgggtgatt tgttagaaga gcgtcaaaag atcaagaaac gtatgaaagc gacaattgac  
7141 ccaattgaac gcaattact tgattaccgt cagcgtgcaa tcaagatcct cgcaactct  
7201 ctgtacggtt attacggcta cgcacgcc cgggtgtatt gcaagaatg tgcagaatca  
7261 gtcattgctt ggggtcggga gtacctgacc atgacgatta aggaaattga ggagaaatac  
7321 ggtttcaagg tcatctatag tgacacggat ggttctttg caacgattcc aggtcggac  
7381 gcagaaactg taaagaaaaa ggcaatggag ttcttgaagt atattaatgc gaagttgcca  
7441 ggcgccctgg aattagagta cgaaggtttt tataagcgtg gcctgttctg gacaaagaag  
7501 aaatacgcgg taattgacga ggaaggcaag atcacaactc gtggcttga aattgttcgt  
7561 cgcgattgga gcgagatcgc aaaggagacc caagctcgtg tgttgaggc cctcctgaag  
7621 gatggtgacg tcgaaaaagc cgtacgcatc gtaaggagg ttacagagaa gcttagcaag  
7681 tatgaggtcc caccagagaa acttgttatt cataacaaa tctactcga ccttaaagac  
7741 tataaggcca ctggtccaca cgtcggcgtg gcaaagcggc ttgcggtcgc gggcgtcaag  
7801 attcggccag gcacggttat tagttacatc gtcctcaaaag gctcaggccg gattgttgat

```

7861 cgcgcatc cattgatga attgatccg acgaagcata aatatgatgc ggaatattac
7921 attgaaaaac aggttctgcc ggcggtggag cgcattctac gtgcgttcgg ctatcgcaag
7981 gaggatttgc ggtaccagaa aactcgtcaa gtcggtttga gtgccctct gaagccgaaa
8041 ggtaccctcg agggatccag ccatcacat caccatcact gataagcggc cgcattgatc
8101 cggctgctaa caaagcccga aaggaagctg agttggctgc tgccaccgct gagcaataac
8161 tagcataacc cttggggcc tctaacggg tcttgagggg tttttgctg aaaggaggaa
8221 ctatatccgg at
    
```

//

**Table S1.** GenBank format of pET\_RTX-6xHis



**Figure S2.** Plasmid map pET\_RTX(exo-)-6xHis

LOCUS pET\_RTX(exo-)-6x 8232 bp DNA circular UNA 26-MAR-2020  
DEFINITION A new nucleotide sequence entered manually.

```
ACCESSION urn.local...28-bq4yik3
VERSION   urn.local...28-bq4yik3
KEYWORDS  .
SOURCE
  ORGANISM
    .
FEATURES  Location/Qualifiers
  gene    140..1000
           /created_by="User"
           /label="bla (AmpR)"
  rep_origin 1042..1555
           /created_by="User"
           /modified_by="User"
           /label="M13 ori"
  rep_origin 1666..2254
           /created_by="User"
           /modified_by="User"
           /label="pMB1 ori"
  gene    complement(2623..2814)
           /created_by="User"
           /label="rop"
  gene    complement(3371..4453)
           /created_by="User"
           /label="lacI"
  promoter 5637..5654
           /created_by="User"
           /label="T7 Promoter"
  operon   5656..5680
           /created_by="User"
           /label="lacO"
  RBS     5708..5714
           /created_by="User"
           /label="RBS"
  misc_feature 5722..5727
           /created_by="User"
           /modified_by="User"
           /label="NdeI"
  CDS     5725..8085
           /created_by="User"
           /modified_by="User"
           /label="RTX"
  misc_difference 5836..5838
           /created_by="User"
           /label="F38L"
```

```
misc_difference 6013..6015
    /created_by="User"
    /label="R97M"
misc_difference 6076..6078
    /created_by="User"
    /modified_by="User"
    /label="K118I"
misc_difference 6133..6135
    /created_by="User"
    /label="M137L"
misc_difference 6352..6354
    /created_by="User"
    /label="N210D (exo- mutation)"
misc_difference 6865..6867
    /created_by="User"
    /label="R381H"
misc_difference 6874..6876
    /created_by="User"
    /label="Y384H"
misc_difference 6889..6891
    /created_by="User"
    /label="V389I"
misc_difference 7120..7122
    /created_by="User"
    /label="K466R"
misc_difference 7201..7203
    /created_by="User"
    /label="Y493L"
misc_difference 7264..7266
    /created_by="User"
    /label="T514I"
misc_difference 7285..7287
    /created_by="User"
    /label="I521L"
misc_difference 7483..7485
    /created_by="User"
    /label="F587L"
misc_difference 7714..7716
    /created_by="User"
    /label="E664K"
misc_difference 7855..7857
    /created_by="User"
    /label="G711V"
misc_difference 7927..7929
```

```
    /created_by="User"  
    /label="N735K"  
misc_difference 8026..8028  
    /created_by="User"  
    /label="W768R"  
misc_feature 8047..8052  
    /created_by="User"  
    /label="XhoI"  
misc_feature 8053..8058  
    /created_by="User"  
    /label="BamHI"  
terminator 8104..8226  
    /created_by="User"  
    /label="T7 Tphi transcription terminator"
```

#### ORIGIN

```
1 aactacgtca ggtggcactt ttcggggaaa tgtgcgcgga acccctattt gtttatntt  
61 ctaaatacat tcaaatatgt atccgctcat gagacaataa ccctgataaa tgcttcaata  
121 atattgaaaa aggaagagta tgagtattca acatttccgt gtcgccctta ttccctttt  
181 tgcggcattt tgccttctg tttttgctca cccagaaacg ctggtgaaag taaaagatgc  
241 tgaagatcag ttgggtgcac gagtgggta catcgaactg gatctcaaca gcggtaaatg  
301 ccttgagagt tttcgccccg aagaacggtt cccaatgatg agcactttta aagttctgct  
361 atgtggcgcg gtattatccc gtgtgacgc cgggcaagag caactcggtc gccgcataca  
421 ctattctcag aatgacttgg ttgagtactc accagtcaaca gaaaagcatc ttacggatgg  
481 catgacagta agagaattat gcagtgtctc cataacatg agtgataaca ctgcggccaa  
541 cttacttctg acaacgatcg gaggaccgaa ggagctaacc gcttttttgc acaacatggg  
601 ggatcatgta actcgccttg atcgttggga accggagctg aatgaagcca taccaaacga  
661 cgagcgtgac accacgatgc ctgtagcaat ggcaacaacg ttgcgcaaac tattaactgg  
721 cgaactactt actctagctt cccggcaaca attaatagac tggatggagg cggataaagt  
781 tgcaggacca cttctgcgct cggcccttcc ggctggctgg tttattgctg ataaatctgg  
841 agccggtgag cgtgggtctc gcggtatcat tgcagcactg gggccagatg gtaagccctc  
901 ccgatcgtg gttatctaca cgacggggag tcaggcaact atggatgaac gaaatagaca  
961 gatcgtctg ataggtgcct cactgattaa gcattggtaa ctgtcagacc aagtttact  
1021 atatatactt tagattgatt taccctggtt gataatcaga aaagcccaa aacaggaag  
1081 attgtataag caaatattta aattgtaaac gtaaatattt tgttaaaatt cgcgttaa  
1141 tttgttaaa tcagctcatt ttttaacca taggccgaaa tcggcaaaat ccctataaa  
1201 tcaaaagaat agcccagat aggggtgagt gttgtccag ttggaacaa gactccacta  
1261 ttaaagaacg tggactccaa cgtcaaaggg cgaaaaaccg tctatcaggg cgatggccca  
1321 ctacgtgaac catcaccaa atcaagttt ttgggtcga ggtgccgtaa agcactaaat  
1381 cggaacccta aaggagccc ccgatttaga gcttgacggg gaaagccggc gaactggcgc  
1441 agaaaggaag ggaagaaagc gaaaggagcg ggcgctaggg cgctggcaag ttagcggctc  
1501 acgctgcgcg taaccaccac accgcccgcg cttaatgcgc cgctacaggg cgcgtaaaag  
1561 gatctaggtg aagatcctt ttgataatct catgaccaa atccctaac gtgagtttc  
1621 gttccactga gcgtcagacc ccgtagaaaa gatcaaagga tcttctgag atccttttt  
1681 tctgcgctga atctgctgt tgcaaacaaa aaaaccaccg ctaccagcgg tggtttgtt
```

1741 gccgatcaa gagctaccaa ctcttttcc gaagtaact ggcttcagca gagcgagat  
1801 accaaatact gtccttctag tgtagccgta gtaggcccac cacttcaaga actctgtagc  
1861 accgcctaca tacctcgctc tgctaactct gttaccagtg gctgctgcca gtggcgataa  
1921 gtcgtgtctt accgggttg actcaagacg atagttaccg gataaggcgc agcggtcggg  
1981 ctgaacgggg ggttcgtgca cacagcccag cttggagcga acgacctaca ccgaactgag  
2041 atacctacag cgtgagctat gagaaagcgc cacgcttccc gaagggagaa aggcggacag  
2101 gtatccgta agcggcaggg tcggaacagg agagcgcacg agggagcttc cagggggaaa  
2161 cgcttgat cttatagtc ctgttggtt tcgccacctc tgacttgagc gtcgatttt  
2221 gtgatgctc tcagggggc ggagcctatg gaaaaacgc agcaacgcgg ctttttagc  
2281 gttcctggcc tttgctggc ctttgctca catgttctt cctgcttat cccctgattc  
2341 tgtggataac cgtattaccg ctttgagt agctgatacc gtcgcccga gccgaacgac  
2401 cgagcgcagc gagtcagtga gcgaggaagc tatggtgac tctcagtaca atctgctcg  
2461 atgccgata gtaagccag tatacactcc gctatcgcta cgtgactggg tcatggctgc  
2521 gccccgacac ccgcaaacac ccgctgacgc gccctgacgg gcttgtctgc tcccggcatc  
2581 cgcttacaga caagctgtga ccgtctccgg gagctgcatg tgcagaggt ttcaccgtc  
2641 ataccgaaa cgcgcgaggc agctgcggtg aagctcatca gcgtggtcgt gcagcattc  
2701 acagatgtct gcctgttcat ccgctccag ctcgtttagt ttctccagaa gcgttaatgt  
2761 ctggcttctg ataaagcggg ccatgttaag ggcggtttt tctgtttgg tctactgatc  
2821 ctccgtgtaa gggggatttc ttttcatggg ggtaatgata ccgatgaaac gagagaggat  
2881 gctcacgata cgggttactg atgatgaaca tgcccggta ctggaacgtt tgagggtaa  
2941 acaactggcg gtatggatgc ggcgggacca gagaaaaatc actcagggtc aatgccagcc  
3001 gaacccagc aagacgtagc ccagcgcgtc ggccccatg ccggcgataa tggcctgctt  
3061 ctgccgaaa cgtttggtg cgggaccagt gacgaaggct tgagcgaggg cgtcaagat  
3121 tccgaatacc gcaagcgaca ggccgatcat cgtcgcgctc cagcgaagc ggtcctcgcc  
3181 gaaaatgacc cagagcgtg ccggcacctg tctacgagt tgcagataa agaagacagt  
3241 cataagtgc gcgacgatag tcatgcccc cgcccaccgg aaggagctga ctgggttga  
3301 ggcttcaag ggcatcgtc gagatcccgg tgcctaatga gtgagctaac ttacattaat  
3361 tgcgttgcg tactgcccc cttccagtc gggaaacctg tctgcccagc tgcattaatg  
3421 aatcgccaa cgcgcgggga gaggcggtt gctattggg cgccagggg gttttctt  
3481 tcaccagtga gacgggcaac agctgattgc cttcaccgc ctggccctga gagagttga  
3541 gcaagcggc cacgctggtt tgcccagca ggcgaaaatc ctgtttgat gtggttaacg  
3601 gcgggatata acatgagctg tcttcggtat cgtcgtatcc cactaccgag atgtccgac  
3661 caacgcgag cccggactcg gtaatggcgc gattgcgcc cagcgcctc tgatcgttg  
3721 caaccagcat cgagtgga acgatgccct cattcagcat ttgatggtt tttgaaaac  
3781 cggacatggc actccagtc cttcccgtt ccgctatcgg ctgaatttga ttgcgagtga  
3841 gatattatg ccagccagcc agacgcggac gcgccgagac agaacttaat gggcccgcta  
3901 acagcgcgat ttgctggtga ccaatgcga ccagatgctc cacgcccagt cgcgtaccgt  
3961 cttcatggga gaaaataata ctgttgatgg gtgtctggtc agagacatca agaaataacg  
4021 ccggaacatt agtcaggca gctccacag caatggcatc ctggtcatcc agcggatagt  
4081 taatgatcag ccaactgacg cgttgccgga gaagatttg caccgccgt ttacaggctt  
4141 cgacgccgt cgttctacc atcgacacca ccagctggc acccagttga tcggcgcgag  
4201 attaatcgc cgcgacaatt tgcgacggcg cgtgcagggc cagactggag gtggcaacgc  
4261 caatcagcaa cgactgttg cccgccagt gttgtgccac gcggttggga atgtaattca  
4321 gctccgcat cgccgcttc acttttccc gcgtttcgc agaaactgg ctggcctggt



4381 tcaccacgcg ggaacggtc tgataagaga caccggcata ctctgcgaca tctataacg  
4441 ttactggtt cacattcacc acctgaatt gactctctc cgggcgctat catgccatac  
4501 cgcgaaaggt ttgcgccat tcgatggtgt ccgggatctc gacgctctcc cttatgcgac  
4561 tcctgcatta ggaagcagcc cagtagtagg ttgaggcctg tgagcaccgc cgccgcaagg  
4621 aatggtgcat gccgcatgc cgcccttcg tcttaagaa ttaattcca attccccagg  
4681 catcaaataa aacgaaaggc tcagtcgaaa gactgggctt ttcgtttat ctgttgttg  
4741 tcggtgaacg ctctctgag taggacaaat ccgccgggag cggattgaa cgttgcaag  
4801 caacggcccc gagggaggcg ggaggacgc ccgccataaa ctgccaggaa ttaattccc  
4861 aggcataaaa taaaacgaaa ggctcagtcg aaagactggg ctttcgttt tatctgttg  
4921 ttgtcggta acgctctct gagtaggaca aatccgccgg gagcggatt gaacgttgcg  
4981 aagcaacggc ccggagggtg gcgggcagga ccccccat aaactgccag gaattaattc  
5041 cccaggcatc aaataaaacg aaaggctcag tcgaaagact gggccttcg ttttatctgt  
5101 tgttgtcgg tgaacgtct cctgagtagg acaaaccgc cgggagcggg ttgaaactg  
5161 gcgaagcaac ggcccggagg gtggcgggca ggacggcgc cataaactgc caggaattaa  
5221 ttcccaggc atcaaataaa acgaaaggct cagtcgaaag actgggcctt tcgtttatc  
5281 tgttgtttg cggtaacgc tctctgagt aggacaaatc cgccgggagc ggattgaa  
5341 gttgcaagc aacggcccgg aggggtggcg gcaggacgcc cgccataaac tgccaggaat  
5401 taattccca gccatcaaat aaaacgaaag gctcagtcga aagactgggc ctttcgttt  
5461 atctgttgt tgctggtgaa cgctctctg agtaggaca atccgccggg agcggattg  
5521 aacgttgca agcaacggc cggagggtg cgggcaggac gcccgcata aactgccag  
5581 aattggggat cggaattaa tcccgttta aaccgggat ctgatcccg cgaataat  
5641 acgactact ataggggaat tggagcggg taacaattc ccttagaaa taatttgt  
5701 taacttaag aaggagatat acatatgatt cttgacacg attacatcac ggaagacggc  
5761 aagccggtta tccgtattt caagaaagaa aacggcgaat tcaagattga atacgatcgg  
5821 acattgaa cgtacctgta cgctctctc aaggatgata gcgcaatcga agaagtgaaa  
5881 aaaatcaccg cagagcggca tggcacagt gtaacagta agcgggtcga gaaagtgcag  
5941 aagaagtct taggccgcc agtcgaagta tggaaattat acttcacaca tccacaggac  
6001 gttccggcga tcatggataa gattcgggag catccggcgg taatcgatat ctatgaatac  
6061 gatattcgt tcgctattc ctacctatt gacaaaggt tagttccaat ggagggtgat  
6121 gaggaacta aactgttagc attcgatc gaaacactt atcacgaagg tgaagagtt  
6181 gccgaagtc cgattttaa gatctctac gccgatgaag aaggcgcac cgtaattacg  
6241 tggaaaaatg tggacctccc gtacgtagac gtatgagca ctgagcgcga gatgattaa  
6301 cgttccttc ggtagtaaa agaaaaagac ccagacgtgc tgattacgta tgacggcgac  
6361 aacttgatt ttgctatct caagaagcgt tgcgaaaagt taggcattaa ttcgccctg  
6421 ggtcgggacg gttcagagcc gaaaattcag cggatgggcg accgcttgc tgtggaggt  
6481 aaagtcgca tccatttca tttatatcc gttatccgc gcaccatcaa cttgccgact  
6541 tacacactg aagcagttta cgaagcggg ttcggccaac caaaagaaaa ggtttatgcc  
6601 gaggagatta ccaccgatg gaaactggc gaaacttg agcgggtggc tcggtattcc  
6661 atggaagatg ccaagtgac ctacgaactg ggcaaagagt tttaccgat ggaagcaaa  
6721 ttaagccgc ttattgtca gtcctctgg gatgtgtcg gttcttaac gggcaatta  
6781 gtcgaatgt tcttctc gaaagcgtac gagcgtaac agcttgctcc aaataagcca  
6841 gacgaaaaag aattggctc gcgcatcag tcacatgagg gcggctacat taaggagcca  
6901 gaacgggct tggggagaa catcgtctac cttgatttc ggtctctta tccgtctatt  
6961 atcatcacac ataactctc gccagatacc ctgaaccgtg aaggctgtaa agaataatg

```
7021 gtggcaccac aggtcggcca tcgttttgt aaagacttcc cgggcttcat tccatctctt
7081 ctgggtgatt tgttagaaga gcgtcaaaag atcaagaaac gtatgaaagc gacaattgac
7141 ccaattgaac gcaaatfact tgattaccgt cagcgtgcaa tcaagatcct cgcgaactct
7201 ctgtacggtt attacggcta cgcacgccc cgggtgtatt gcaaagaatg tgcagaatca
7261 gtcattgctt ggggtcggga gtacctgacc atgacgatta aggaaattga ggagaaatac
7321 ggtttcaagg tcatctatag tgacacggat ggtttcttg caacgattcc aggtcggac
7381 gcagaaactg taaagaaaaa ggcaatggag ttctgaagt atattaatgc gaagttgcca
7441 ggcgccctgg aattagagta cgaaggtttt tataagcgtg gcctgttctg gacaaagaag
7501 aaatacgcgg taattgacga ggaaggcaag atcacaactc gtggcttga aattgttctg
7561 cgcgattgga gcgagatcgc aaaggagacc caagctcgtg tgttgaggc cctcctgaag
7621 gatggtgacg tcgaaaaagc cgtacgcatc gtaaggagg ttacagagaa gcttagcaag
7681 tatgaggctc caccagagaa actgttatt cataaacaac tcaactcgcga ccttaaagac
7741 tataaggcca ctggtccaca cgtcgccgta gcaaagcggc ttgcggctcg gggcgtaag
7801 attcgccag gcacggttat tagttacatc gtcctcaaag gctcaggccg gattgtgat
7861 cgcgcgattc catttgatga atttgatccg acgaagcata aatatgatgc ggaatattac
7921 attgaaaaac aggttctgcc ggcggtggag cgcatcttac gtgcgttcgg ctatcgcaag
7981 gaggatttgc ggtaccagaa aactcgtcaa gtcggttga gtgccctct gaagccgaaa
8041 ggtaccctcg agggatccag ccatcaccat caccatcact gataagcggc cgcattgatc
8101 cggctgctaa caaagcccga aaggaagctg agttggctgc tgccaccgct gagcaataac
8161 tagcataacc cttggggcc tctaacggg tcttgagggg tttttgctg aaaggaggaa
8221 ctatatccgg at
```

//

**Table S2.** GenBank format of pET\_RTX(exo-)-6xHis

## REFERENCES

- 1 Ellefson, J. W. *et al.* Synthetic evolutionary origin of a proofreading reverse transcriptase. *Science* **352**, 1590-1593, doi:10.1126/science.aaf5409 (2016).