

# Flexible parsing and preprocessing of technical sequences with splitcode

Delaney K. Sullivan<sup>1,2</sup>, Lior Pachter<sup>2,3\*</sup>

<sup>1</sup> UCLA-Caltech Medical Scientist Training Program, David Geffen School of Medicine, University of California, Los Angeles, Los Angeles, CA, 90095, USA

<sup>2</sup> Division of Biology and Biological Engineering, California Institute of Technology, Pasadena, CA, 91125, USA

<sup>3</sup> Department of Computing and Mathematical Sciences, California Institute of Technology, Pasadena, CA, 91125, USA

\*Address correspondence to [lpachter@caltech.edu](mailto:lpachter@caltech.edu)

## Abstract

Next-generation sequencing libraries are constructed with numerous synthetic constructs such as sequencing adapters, barcodes, and unique molecular identifiers. Such sequences can be essential for interpreting results of sequencing assays, and when they contain information pertinent to an experiment, they must be processed and analyzed. We present a tool called splitcode, that enables flexible and efficient preprocessing, parsing, and manipulation of sequencing reads. The splitcode program is free, open source, and available for download at <http://github.com/pachterlab/splitcode>. This versatile tool will facilitate simple, reproducible preprocessing of reads from libraries constructed for a large array of single-cell and bulk sequencing assays.

## Introduction

The reads that result from next-generation sequencing libraries can contain many types of synthetic constructs, or technical sequences, including adapters, primers, indices, barcodes, and unique molecular identifiers (UMIs) (Kebschull and Zador 2018; Kivioja et al. 2011; Martin 2011; Melsted, Ntranos, and Pachter 2019; Johnson, Venkataram, and Kryazhimskiy 2023). These oligonucleotide sequences are defined by the technicalities of sequencing based assays and experiments, with each sequence being either a completely unknown sequence, a known sequence, or an unknown sequence that is a member of a set of known sequences. There are many read preprocessing tools for manipulating and extracting information from such sequences, including the widely-used tools cutadapt (Martin 2011), fastp (Chen et al. 2018), and Trimmomatic (Bolger, Lohse, and Usadel 2014) for adapter and quality trimming, UMI-tools (Smith, Heger, and Sudbery 2017) and zUMIs (Parekh et al. 2018) for UMI processing, BBduk (Bushnell 2014) and reaper (Davis et al. 2013) for more general filtering operations, INTERSTELLAR for read structure manipulation (Kijima et al. 2023), among many other tools (Roehr, Dieterich, and Reinert 2017; Kong 2011). However, general methods to preprocess

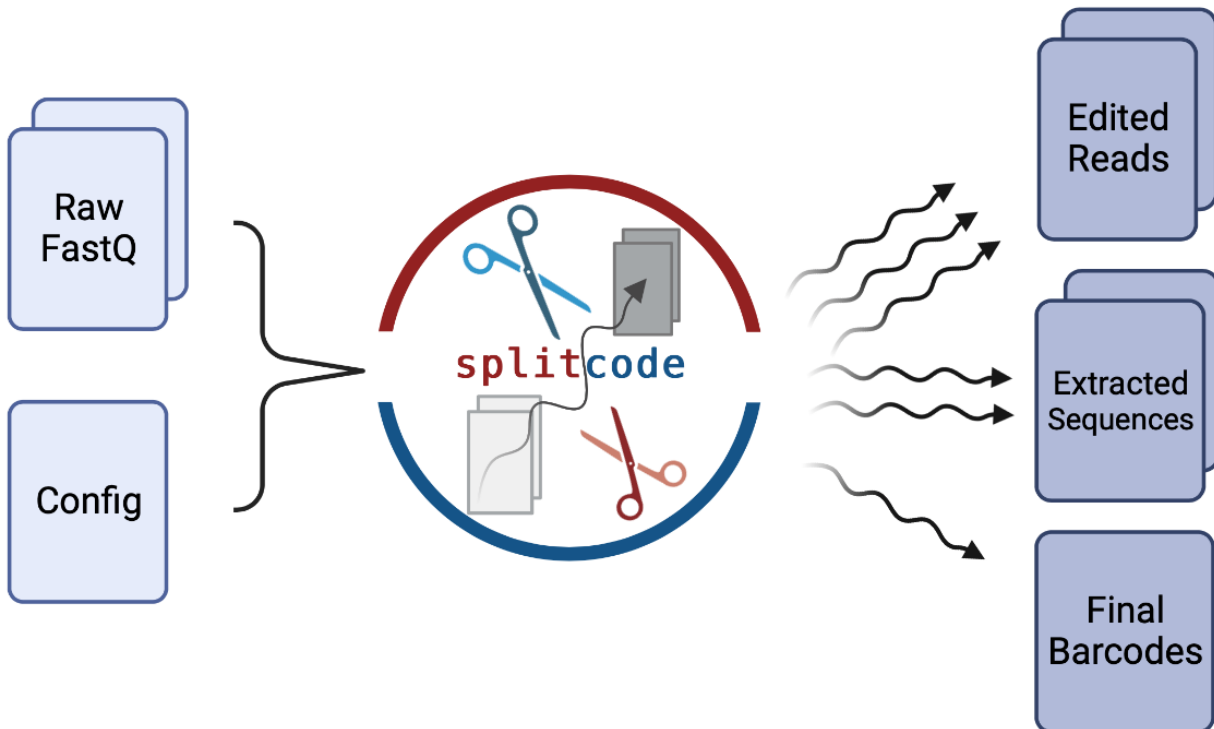
technical sequences in a flexible manner are lacking. Some methods, such as adapter trimming methods, can only remove identified technical sequences from reads but lack the ability to store information about technical sequences that are relevant to the provenance of the read. Other methods can extract and store technical sequences from reads but are limited to only extracting sequences at defined positions of defined lengths within reads, and may present limited options for handling variable position and variable length segments. Technologies such as sci-RNA-seq3 (Cao et al. 2019), (long-read) SPLiT-seq (Rosenberg et al. 2018; Rebboah et al. 2021), SPRITE (Quinodoz et al. 2018, 2022), and Smart-seq3 (Hagemann-Jensen et al. 2020) contain complex, multifaceted technical sequences that currently are processed by custom scripts or specific use-case modifications to existing tools.

To address these shortcomings we have developed `splitcode`, a flexible solution with a low memory and computational footprint that can reliably, efficiently, and error-tolerantly preprocess technical sequences based on a user-supplied structure of how those sequences are organized within reads. For example, `splitcode` can simultaneously trim adapter sequences, parse combinatorial barcodes that are variable in length and inconsistent in location within a read, and extract UMIs that are defined in location with respect to other technical sequences rather than at a set position within a read. Moreover, `splitcode` can seamlessly interface with other command-line tools, including other read sequencing read preprocessors as well as read mappers, by streaming the pre-processed reads into those tools. Thus, `splitcode` can eliminate the need to write an entirely new file to disk at every step of preprocessing, a practice that currently results in inefficient use of time and disk space. Furthermore, `splitcode` can stream reads into itself, enabling multiple preprocessing steps to be performed in sequence for more complicated assays.

## Results

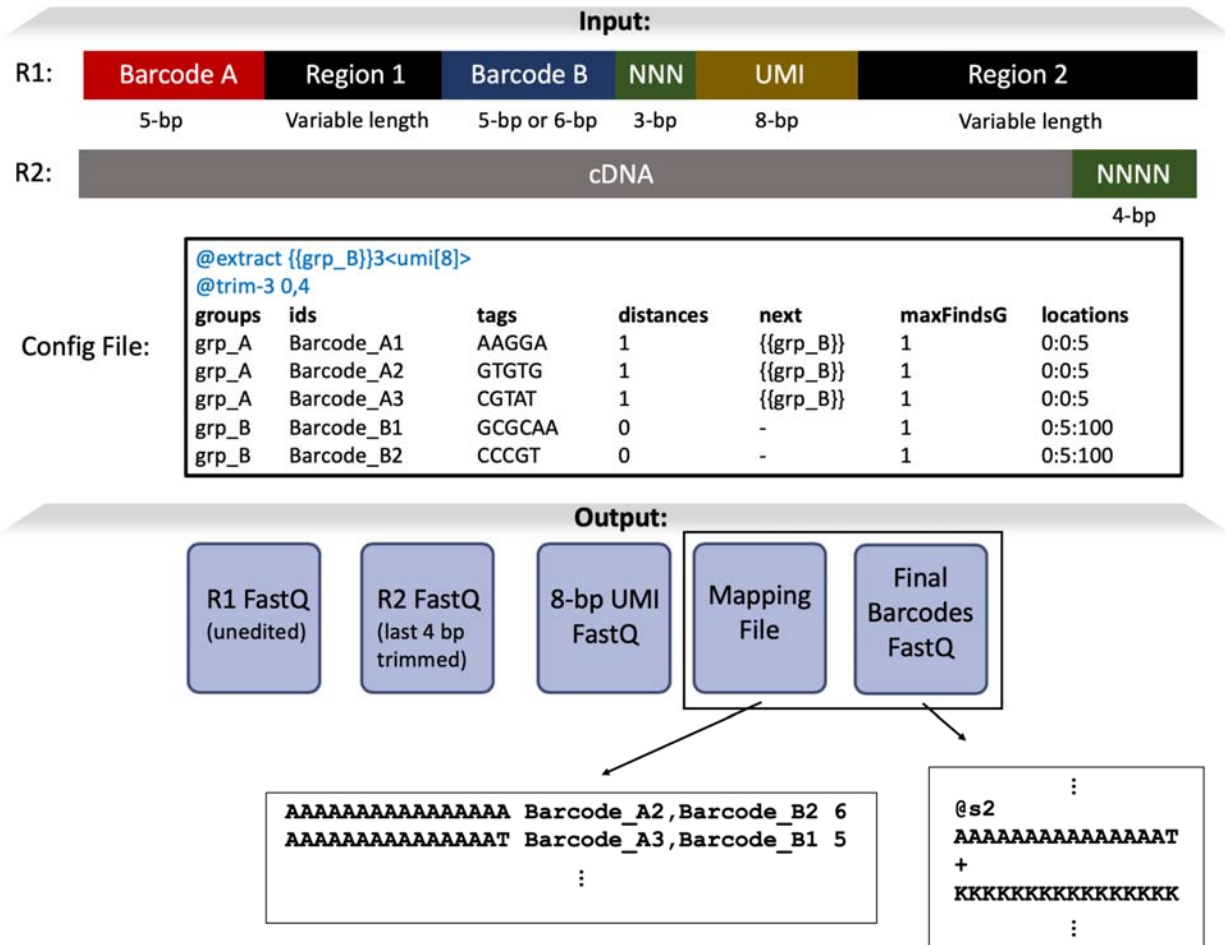
### Framework and Usage

We refer to the synthetic constructs, or technical sequences that can be identified in reads as tags. Tags are described in the `splitcode` config file with several parameters including a tag ID, the sequence itself, the error-tolerance for identifying that tag, and options such as where the tag might be found within sequencing reads and conditions under which the tag should be searched for. A collection of tags forms a barcode, which can be used to demultiplex reads according to the tags identified within a read. Within the config file, a user can also specify extraction options to delineate how certain subsequences within reads should be extracted. Subsequences can be extracted by using tags as anchor points or can be extracted at user-defined positions within reads. This feature is particularly useful for unique molecular identifier (UMI) sequences which are generally unknown sequences that exist at defined locations within reads. Additionally, in the config file, a user can specify read editing options including trimming and whether identified tags should be replaced with a particular sequence. Thus, identified technical sequences can be modified or trimmed *in situ*. Taken together, these array of options make it possible for `splitcode` to parse data from a large variety of sequencing assays, including those with many levels of multiplexing (Figure 1).



**Figure 1:** Overview of the splitcode workflow. The splitcode program takes in a set of FastQ files and a user-specified config file, which serves as a recipe describing how the reads should be parsed. The user executes splitcode on the command-line, specifying command-line options on how the output should be formatted. The output consists of one or more of the following: the original FastQ files (possibly edited), the extracted sequences (e.g. UMI sequences which are unknown and need to be extracted by using location information or anchor points), and the final barcodes which are unique for each combination of identified tags. The output may take the form of FastQ files, gzip-compressed FastQ files, or interleaved sequences directed to standard output, depending on what the user specifies.

Following construction of the config file (**Figure 2**), users can supply the config file to the splitcode program on the command-line. Users can further specify the output options for how the final barcode, the (possibly edited) reads, the extracted subsequences should be outputted. The program presents many options for outputting reads, allowing seamless integration with many downstream tools. Importantly, the output can be interleaved and directed to standard output, which can then be directly piped into tools (including splitcode itself if another round of read processing is needed) that support such input. This feature makes it possible to send processed reads directly to a read mapper, therefore eschewing the inefficiencies of creating large intermediate files on disk.



**Figure 2:** Example of splitcode usage. The structure of the reads from this hypothetical sequencing technology contains multiple regions that need to be parsed, including some of variable length. In the config file, each region that needs to be parsed is organized into “groups” and each group contains multiple tags. The tags in the grp\_A group have the value 1 in the “distances” column, meaning a hamming distance 1 error tolerance. The values in the “next” column indicate that after a grp\_A tag (i.e. Barcode\_A1, Barcode\_A2, or Barcode\_A3) is found, we should next search only for tags in the grp\_B group. The “maxFindsG” values of 1 mean that the maximum number of times a specific group can be found is 1 (e.g. after finding a tag in grp\_A, stop searching for tags in grp\_A). The “locations” for grp\_A tags have the value 0:0:5, meaning that the tag is found in file #0 (i.e. the R1 file) within positions 0-5 of the read; for grp\_B tags, splitcode searches file #0 within positions 5-100. In the header of the config file, the @extract option contains an expression indicating that we should extract an 8-bp sequence, which we name umi, 3 bases following identification of a grp\_B tag. The supplied @trim-3 option means that only 3'-end trimming of 0 bases and 4 bases of the R1 file and the R2 file, respectively, should be performed. As output, the “Final Barcodes” FastQ file contains a sequence uniquely identifying a combination of tags and the mapping file allows us to map the final barcode sequence back to the tag combination (the numbers in the right-most column of the mapping file represent how many reads that tag combination was found in). Finally, it is important to note that this is simply one of many ways to parse this read structure with splitcode

and users can configure the options how they save fit. Further, users can also customize the output options (for example, users can choose to output reads that contain both grp\_A and grp\_B tags into one set of files and direct all other reads into a separate set of files, and users can choose whether to output the 8-bp UMI sequence into an independent file or to put it in the FastQ header of the outputted reads as SAM tag).

### Capabilities

The splitcode program has many options, some of which can be supplied in the config file and others of which (namely the output options) must be supplied on the command line. In the config file, a user can specify “sequence identification” options for finding tags in reads as well as editing reads *in situ* based on identified tags as well as “read modification and extraction” options for general read trimming and extracting UMI-like sequences. The latter option group is supplied in the header of the config file while the “sequence identification” options are supplied as tab-separated values in a tabular format in the file, an example of which is shown in Figure 2. A noncomprehensive list of splitcode’s config file options is exhibited in Table 1.

**Table 1:**

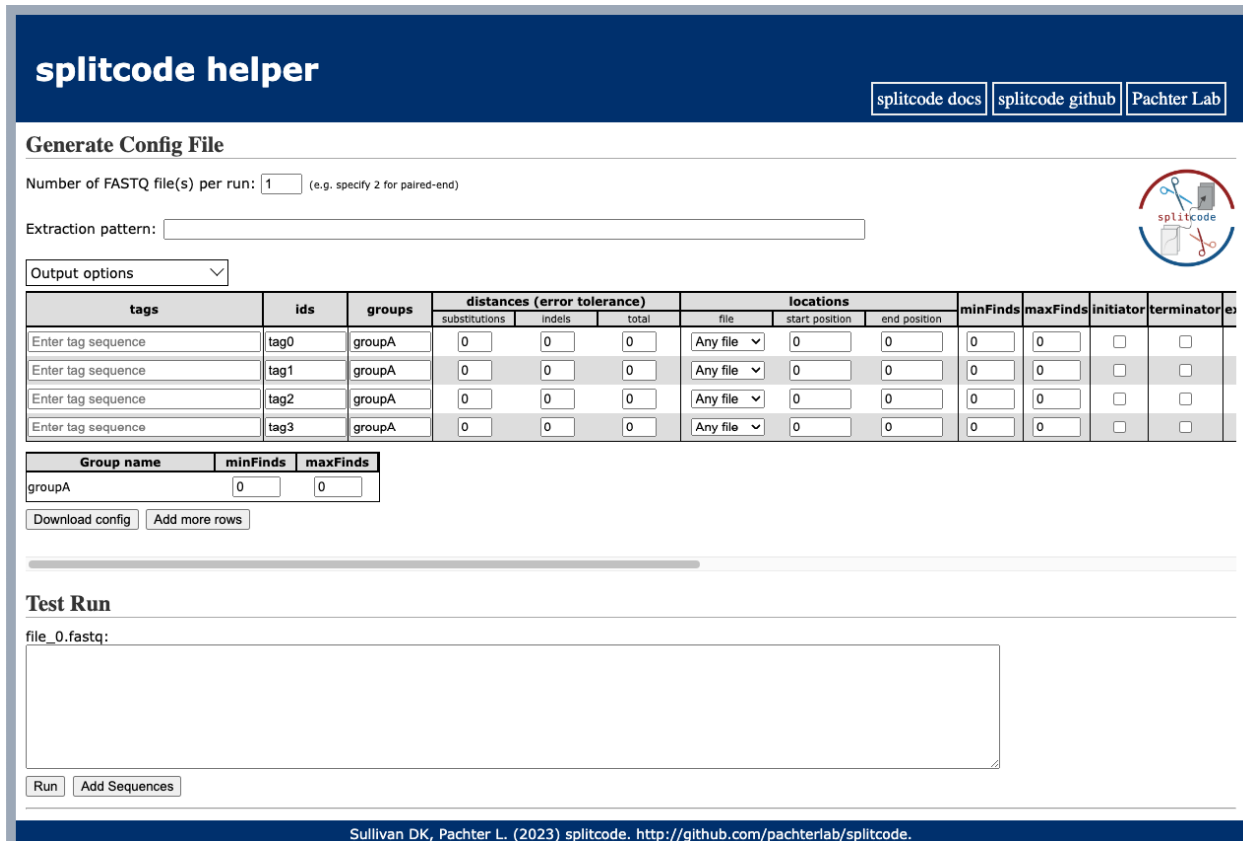
Option	Description	Additional info
<b>Sequence Identification Options</b>		
tags	Tag sequence	String of ATCG bases. Alternately, can supply a file containing multiple tag sequences.
ids	Tag name/ID	
distances	Allowable error tolerance	Supports setting hamming distance allowance, indel allowance, and total error (hamming+indel) allowance.
locations	Where a tag should be searched for in a read	Can specify file, start position, and end position.
groups	Tag group name/ID	Tags can be grouped together under a group name
minFinds	Minimum number of times a tag must be found in a read	If this isn’t met, the read is discarded
minFindsG	Minimum number of times a tag group must be found in a read	If this isn’t met, the read is discarded
maxFinds	Maximum number of times a tag must be found in a read	Once this is reached, the program simply stops looking for that tag
maxFindsG	Maximum number of times a tag group must be found in a read	Once this is reached, the program simply stops looking for any tag belonging to that group

left	Whether the tag should be a left trimming point	At the location the tag is found, that tag and all bases to the left of the tag in the read are removed
right	Whether the tag should be a right trimming point	At the location the tag is found, that tag and all bases to the right of the tag in the read are removed
next	What tag ID or group ID must come after the tag	When the tag is found, only the tag ID or group ID specified as “next” will be searched for
previous	What tag ID or group ID must come before the tag	The tag will not be searched for unless the tag ID or group ID specified as “previous” was found right before
subs	Sequence to substitute tag with when tag is found in read	Note: This is useful for error correction and one can also specify substituting the original tag sequence in if an error-corrected version of the tag was found
partial5	Specifies tag may be truncated at the 5' end	Can specify the minimum number of bases that must match as well as the mismatch frequency. Useful for adapter trimming.
partial3	Specifies tag may be truncated at the 5' end	Can specify the minimum number of bases that must match as well as the mismatch frequency. Useful for adapter trimming.
<b>Read Modification and Extraction Options</b>		
extract	Pattern(s) describing how to extract UMI and UMI-like sequences from reads	Multiple extractions can be specified (e.g. if there are two UMI sequences in the read structure).
trim-5	Number of base pairs to trim from the 5'-end of reads	
trim-3	Number of base pairs to trim from the 3'-end of reads	
filter-len	Filter reads based on length	
qtrim	Threshold for quality trimming	

The features specified in **Table 1** relate to read editing and tag identification. Downstream of the tag identification process, there are more options to further process identified tags. For example,

using the --keep and --keep-grp command-line options, a user can specify combination(s) of tags or tag groups that should be retained and only those reads will be kept. Likewise, using the --discard and --discard-grp command-line options, a user can specify a combination(s) that should be discarded and those reads will be discarded. Furthermore, using the --keep and --keep-grp options, a user can specify specific combinations to be outputted into specific files, enabling demultiplexing based on barcodes or barcode combinations.

While the config file and command line options can be complex to navigate, a graphical user interface (GUI) for splitcode exists and can facilitate the usage of splitcode (Figure 3). This GUI exists as a web page and helps a user create a config file which can then be downloaded. Additionally, this GUI enables live testing of configuration options on user-supplied sample sequences.



**splitcode helper**

[splitcode docs](#) [splitcode github](#) [Pachter Lab](#)

### Generate Config File

Number of FASTQ file(s) per run:  (e.g. specify 2 for paired-end)

Extraction pattern:

Output options

tags	ids	groups	distances (error tolerance)			locations			minFinds	maxFinds	initiator	terminator
			substitutions	indels	total	file	start position	end position				
<input type="text" value="Enter tag sequence"/>	tag0	groupA	<input type="text" value="0"/>	<input type="text" value="0"/>	<input type="text" value="0"/>	<input type="text" value="Any file v"/>	<input type="text" value="0"/>	<input type="text" value="0"/>	<input type="text" value="0"/>	<input type="text" value="0"/>	<input type="checkbox"/>	<input type="checkbox"/>
<input type="text" value="Enter tag sequence"/>	tag1	groupA	<input type="text" value="0"/>	<input type="text" value="0"/>	<input type="text" value="0"/>	<input type="text" value="Any file v"/>	<input type="text" value="0"/>	<input type="text" value="0"/>	<input type="text" value="0"/>	<input type="text" value="0"/>	<input type="checkbox"/>	<input type="checkbox"/>
<input type="text" value="Enter tag sequence"/>	tag2	groupA	<input type="text" value="0"/>	<input type="text" value="0"/>	<input type="text" value="0"/>	<input type="text" value="Any file v"/>	<input type="text" value="0"/>	<input type="text" value="0"/>	<input type="text" value="0"/>	<input type="text" value="0"/>	<input type="checkbox"/>	<input type="checkbox"/>
<input type="text" value="Enter tag sequence"/>	tag3	groupA	<input type="text" value="0"/>	<input type="text" value="0"/>	<input type="text" value="0"/>	<input type="text" value="Any file v"/>	<input type="text" value="0"/>	<input type="text" value="0"/>	<input type="text" value="0"/>	<input type="text" value="0"/>	<input type="checkbox"/>	<input type="checkbox"/>

Group name	minFinds	maxFinds
groupA	<input type="text" value="0"/>	<input type="text" value="0"/>

---

### Test Run

file\_0.fastq:

Sullivan DK, Pachter L. (2023) splitcode. <http://github.com/pachterlab/splitcode>.

**Figure 3:** The splitcode graphical user interface (GUI). The GUI can be viewed in a web browser and is designed to facilitate creation of the splitcode config file and navigation of output options. The GUI also features live testing of the splitcode program on user-supplied sample sequences in FastQ format.

## Discussion

The preprocessing of FastQ files is an important first step in bioinformatics pipelines. This step is frequently inefficient, involving multiple steps with the creation of large intermediate files or writing and running custom unoptimized scripts which would be unideal when processing consortium-scale sequencing data. The aim of splitcode is to alleviate some of these inefficiencies. splitcode presents a modular and flexible design to effectively and efficiently handle intricate, hierarchical read structures produced by technologies with many layers of multiplexing. However, while many of splitcode's features overlap with those of existing bioinformatics software, splitcode is not intended to fully recapitulate all the features of existing tools, fully replace any one tool, or perform better than all tools in all circumstances. Rather, splitcode is intended to serve as one additional, flexible and versatile tool in a bioinformatics arsenal, and has been designed to readily interoperate with other tools.. We anticipate that splitcode will be used in tandem with other preprocessing tools to provide an effective solution for many bioinformatics needs. Furthermore, we expect that splitcode will continue to expand in functionality based on user feedback, user needs, and possibly the introduction of more complicated read structures that may arise from the development of novel sequence census assays.

## Methods

### Tag Sequence Identification

Each sequence in the config file along with all sequences within the sequence's allowable hamming distance and/or indel error tolerance is indexed in a hash map. Each sequence is associated with the tag(s) from which it originated. Reads in FastQ files are scanned from start to end to identify tags based on hash map lookups. Additionally, users can specify locations and conditions within which a specific tag may appear and only tags satisfying such conditions are identified. Further, by restricting tag identification to only specific regions of reads, the number of hash map queries is reduced therefore improving runtime.

### Final Barcode Sequences

Each combination of tags is assigned a numerical ID, which begins at 0 and is incremented for every newly encountered combination. Each numerical ID, a 32-bit unsigned integer, can be converted to a unique 16-bp final barcode sequence by mapping each nucleotide to a 2-bit binary representation as follows: A = 00, C = 01, G = 10, T = 11. It follows that the numerical ID can be represented in nucleotide-space based on the integer's binary representation. For example, the numerical ID 0 is AAAAAAAAAAAAAAAAAA, the numerical ID 1 is AAAAAAAAAAAAAAAT, and the numerical ID 30 is AAAAAAAAAAAAAACTG. This interconversion between numerical IDs and nucleotide sequences facilitates simplifying complex barcodes.



## Software

The splitcode software is written in C++11 and is free and open-source. The framework for splitcode is a C++ header file making the direct incorporation of splitcode into a software project that involves processing sequencing reads possible. The GUI for the software is implemented as an HTML webpage and uses Emscripten for compilation of the software to WebAssembly. Documentation for the software is available at <https://splitcode.readthedocs.io/>.

## **Contributions**

D.K.S. conceived of the work, developed the methods and software, and drafted the manuscript. L.P. supervised the work. Both authors reviewed and edited the manuscript.

## **Acknowledgments**

We thank the laboratory of Mitchell Guttman (Caltech) for discussions which motivated this project. Some of the splitcode code is derived from code written by Páll Melsted (University of Iceland), and we are grateful to him for sharing his code with us. Thanks to A. Sina Boeshaghi for helpful discussions regarding *seqspec* and splitcode. Illustrations were created with BioRender: <http://biorender.com>.

## **Funding**

D.K.S. was funded by the UCLA-Caltech Medical Scientist Training Program (NIH NIGMS training grant T32 GM008042). L.P. was supported in part by the National Institutes of Health (NIH) grants U19MH114830 and 5UM1HG012077-02. The authors declare no conflicts of interest.

## **Code Availability**

The splitcode software is available at <http://github.com/pachterlab/splitcode>. The version of the splitcode software referred to throughout this paper is version 0.28.0.

## **References**

- Bolger, Anthony M., Marc Lohse, and Bjoern Usadel. 2014. "Trimmomatic: A Flexible Trimmer for Illumina Sequence Data." *Bioinformatics* 30 (15): 2114–20.
- Bushnell, Brian. 2014. "BBMap." <https://sourceforge.net/projects/bbmap/>.
- Cao, Junyue, Malte Spielmann, Xiaojie Qiu, Xingfan Huang, Daniel M. Ibrahim, Andrew J. Hill, Fan Zhang, et al. 2019. "The Single-Cell Transcriptional Landscape of Mammalian Organogenesis." *Nature* 566 (7745): 496–502.
- Chen, Shifu, Yanqing Zhou, Yaru Chen, and Jia Gu. 2018. "Fastp: An Ultra-Fast All-in-One FASTQ Preprocessor." *Bioinformatics* 34 (17): i884–90.
- Davis, Matthew P. A., Stijn van Dongen, Cei Abreu-Goodger, Nenad Bartonicek, and Anton J. Enright. 2013. "Kraken: A Set of Tools for Quality Control and Analysis of High-Throughput

- Sequence Data." *Methods* 63 (1): 41–49.
- Hagemann-Jensen, Michael, Christoph Ziegenhain, Ping Chen, Daniel Ramsköld, Gert-Jan Hendriks, Anton J. M. Larsson, Omid R. Faridani, and Rickard Sandberg. 2020. "Single-Cell RNA Counting at Allele and Isoform Resolution Using Smart-seq3." *Nature Biotechnology* 38 (6): 708–14.
- Johnson, Milo S., Sandeep Venkataram, and Sergey Kryazhimskiy. 2023. "Best Practices in Designing, Sequencing, and Identifying Random DNA Barcodes." *Journal of Molecular Evolution*, January, 1–18.
- Kebschull, Justus M., and Anthony M. Zador. 2018. "Cellular Barcoding: Lineage Tracing, Screening and beyond." *Nature Methods* 15 (11): 871–79.
- Kijima, Yusuke, Daniel Evans-Yamamoto, Hiromi Toyoshima, and Nozomu Yachie. 2023. "A Universal Sequencing Read Interpreter." *Science Advances* 9 (1): eadd2793.
- Kivioja, Teemu, Anna Vähärautio, Kasper Karlsson, Martin Bonke, Martin Enge, Sten Linnarsson, and Jussi Taipale. 2011. "Counting Absolute Numbers of Molecules Using Unique Molecular Identifiers." *Nature Methods* 9 (1): 72–74.
- Kong, Yong. 2011. "Btrim: A Fast, Lightweight Adapter and Quality Trimming Program for next-Generation Sequencing Technologies." *Genomics* 98 (2): 152–53.
- Martin, Marcel. 2011. "Cutadapt Removes Adapter Sequences from High-Throughput Sequencing Reads." *EMBnet.journal* 17 (1): 10–12.
- Melsted, Páll, Vasilis Ntranos, and Lior Pachter. 2019. "The Barcode, UMI, Set Format and BUStools." *Bioinformatics* 35 (21): 4472–73.
- Parekh, Swati, Christoph Ziegenhain, Beate Vieth, Wolfgang Enard, and Ines Hellmann. 2018. "zUMIs - A Fast and Flexible Pipeline to Process RNA Sequencing Data with UMIs." *GigaScience* 7 (6). <https://doi.org/10.1093/gigascience/giy059>.
- Quinodoz, Sofia A., Prashant Bhat, Peter Chovanec, Joanna W. Jachowicz, Noah Ollikainen, Elizabeth Detmar, Elizabeth Soehalim, and Mitchell Guttman. 2022. "SPRITE: A Genome-Wide Method for Mapping Higher-Order 3D Interactions in the Nucleus Using Combinatorial Split-and-Pool Barcoding." *Nature Protocols* 17 (1): 36–75.
- Quinodoz, Sofia A., Noah Ollikainen, Barbara Tabak, Ali Palla, Jan Marten Schmidt, Elizabeth Detmar, Mason M. Lai, et al. 2018. "Higher-Order Inter-Chromosomal Hubs Shape 3D Genome Organization in the Nucleus." *Cell* 174 (3): 744–57.e24.
- Rebboah, Elisabeth, Fairlie Reese, Katherine Williams, Gabriela Balderrama-Gutierrez, Cassandra McGill, Diane Trout, Isaryhia Rodriguez, Heidi Liang, Barbara J. Wold, and Ali Mortazavi. 2021. "Mapping and Modeling the Genomic Basis of Differential RNA Isoform Expression at Single-Cell Resolution with LR-Split-Seq." *Genome Biology* 22 (1): 286.
- Roehr, Johannes T., Christoph Dieterich, and Knut Reinert. 2017. "Flexbar 3.0 - SIMD and Multicore Parallelization." *Bioinformatics* 33 (18): 2941–42.
- Rosenberg, Alexander B., Charles M. Roco, Richard A. Muscat, Anna Kuchina, Paul Sample, Zizhen Yao, Lucas T. Graybuck, et al. 2018. "Single-Cell Profiling of the Developing Mouse Brain and Spinal Cord with Split-Pool Barcoding." *Science* 360 (6385): 176–82.
- Smith, Tom, Andreas Heger, and Ian Sudbery. 2017. "UMI-Tools: Modeling Sequencing Errors in Unique Molecular Identifiers to Improve Quantification Accuracy." *Genome Research* 27 (3): 491–99.