

1 Pathogen priming alters host transmission potential and predictors of transmissibility in a wild
2 songbird species

3

4

5

6 Keywords: acquired protection, reinfection, transmission, *Mycoplasma gallisepticum*, virulence
7 evolution

8

9 ¹Leon, A.E., ²Fleming-Davies, A., ³Adelman, J.S., and ¹Hawley, D.M.*

10

11 ¹Department of Biological Sciences, Virginia Tech

12 ²Department of Biology, University of San Diego

13 ³Department of Biological Sciences, University of Memphis

14 *Corresponding author: hawleyd@vt.edu

15

16

17

18

19

20 **Abstract**

21 Pathogen reinfections occur widely, but the extent to which reinfected hosts contribute to
22 ongoing transmission is often unknown despite its implications for host-pathogen dynamics.
23 House finches (*Haemorrhous mexicanus*) acquire partial protection from initial exposure to the
24 bacterial pathogen *Mycoplasma gallisepticum* (MG), with hosts readily reinfected with
25 homologous or heterologous strains on short timescales. However, the extent to which reinfected
26 hosts contribute to MG transmission has not been tested. We used three pathogen priming
27 treatments— none, intermediate (repeated low-dose priming), or high (single high-dose priming)—
28 to test how prior pathogen priming alters the likelihood of transmission to a cagemate during
29 index bird reinfection with a homologous or heterologous MG strain. Relative to unprimed
30 control hosts, the highest priming level strongly reduced maximum pathogen loads and
31 transmission success of index birds during reinfections. Reinfections with the heterologous
32 strain, previously shown to be more virulent and transmissible than the homologous strain used,
33 resulted in higher pathogen loads within high-primed index birds, and showed higher overall
34 transmission success regardless of host priming treatment. This suggests that inherent differences
35 in strain transmissibility are maintained in primed hosts, leading to the potential for ongoing
36 transmission during reinfections. Finally, among individuals, transmission was most likely from
37 hosts harboring higher within-host pathogen loads, while associations between disease severity
38 and transmission probability were dependent on a given bird's priming treatment. Overall, our
39 results indicate that reinfections can result in ongoing transmission, particularly where
40 reinfections result from heterologous and highly transmissible strains, with key implications for
41 virulence evolution.

42

43 **Importance**

44 As Covid-19 dramatically illustrated, humans and other animals can become infected with the
45 same pathogen multiple times. Because individuals already have defenses against pathogen their
46 immune systems have encountered before, reinfections are typically less severe, and are thought
47 to be less contagious, but this is rarely directly tested. We used a songbird species and two
48 strains of its common bacterial pathogen to study how contagious hosts are when their immune
49 systems have some degree of prior experience with a pathogen. We found that reinfected hosts
50 are not as contagious as initially infected ones. However, the more transmissible of the two
51 strains, which also causes more harm to its hosts, was able to multiply more readily than the
52 other strain within reinfected hosts, and was more contagious in both reinfected and first-infected
53 hosts. This suggests that reinfections might favor more harmful pathogen strains that are better
54 able to overcome immune defenses.

55

56

57 **Introduction**

58 Reinfections are a common but understudied feature of many host-pathogen systems (1–
59 4), including those of humans (e.g., SARS-Cov-2; (5)). The apparent pervasiveness of
60 reinfections is somewhat surprising given that vertebrate immune systems harbor specific
61 immune memory (6), allowing hosts to respond more rapidly and effectively to reinfection with
62 the same pathogen. Nonetheless, the immune memory generated by prior pathogen infection is
63 often incomplete, meaning some degree of reinfection is possible in many systems (7–9). The
64 extent to which acquired protection from infection is “incomplete” can also increase over time as
65 an individual’s initial acquired immunity wanes, increasing the risk of reinfection (10, 11).
66 Overall, the growing recognition that many vertebrate host-pathogen systems are characterized
67 by reinfection potential, whether immediately following recovery from initial infection or after
68 initial acquired protection has waned, has led to recent calls for epidemiological models that
69 better account for variability in infection-derived immunity (reviewed in 9). Nonetheless, the
70 extent to which reinfected hosts contribute to ongoing pathogen transmission is still not well
71 understood, despite the importance of this question for both epidemiological and evolutionary
72 dynamics of host-pathogen interactions (8, 12).

73 Because initial pathogen infection generates acquired immunity with some degree of
74 specificity for many hosts, reinfections with the same pathogen generally result in lower
75 pathogen loads, reduced disease severity, and/or increased survival relative to hosts infected for
76 the first time, which have no acquired protection (e.g. 13). Lower pathogen loads during
77 reinfection are predicted to reduce a reinfected host’s transmission potential relative to a host
78 infected for the first time. In two studies that experimentally infected mice with *Plasmodium*
79 *chabaudi* parasites and then rapidly treated them to create “immunized” mice, a three to four-

80 fold reduction in the density of transmission stage parasites was documented in previously
81 immunized versus non-immunized mice (14, 15). Interestingly, the extent of reductions in
82 transmission-stage parasites due to prior immunization was equivalent for homologous versus
83 heterologous challenge strains of *P. chabaudi*, though heterologous strains were better able to
84 transmit to mosquitoes (14). Further, numerous studies of vaccinated hosts across diverse taxa
85 find that hosts challenged with the specific pathogen they were vaccinated against show lower
86 transmission ability relative to unvaccinated hosts (16–19). Notably though, effects of
87 vaccination on host transmission probability can also vary across pathogen strains. For example,
88 vaccination of chickens for Marek’s virus reduced their transmission potential (relative to
89 unvaccinated hosts) for a low-virulence strain of virus, but actually enhanced transmission
90 potential of high-virulence strains (17). This occurred because vaccination against Marek’s virus
91 generates incomplete immunity, protecting hosts from viral-induced mortality but not viral
92 replication; together, this extends the infectious periods for virulent strains in vaccinated versus
93 unvaccinated hosts, the latter of which rapidly succumb to virulent strains, often prior to
94 transmitting (17). Thus, in addition to host pathogen loads, it is important to understand how
95 immunization from prior infection or vaccination influences disease severity, which may
96 determine reinfected host survival.

97 Other characteristics of pathogen strains, in addition to virulence, can potentially
98 influence transmission potential during reinfection. Across taxa, inherent differences in strain
99 within-host replication rates are often positively associated with transmission rates (20),
100 suggesting that strain characteristics that influence within-host replication can, at least in some
101 cases, predict transmission potential. High within-host replication rates are, in turn, associated
102 with strain virulence in many systems (20, 21); for example, across ten parasite clones of *P.*

103 *chabaudii* infecting laboratory mice, parasite clone growth, virulence, and transmissibility were
104 positively related (15). Although strains infecting immunized mice showed overall reductions in
105 all three pathogen fitness traits, the positive relationships between clonal growth, virulence, and
106 transmissibility persisted in immunized hosts, potentially favoring virulent strains able to
107 generate sufficient within-host growth, and thus transmissibility, in immunized hosts (22, 23). In
108 addition to traits such as virulence and transmissibility, antigenic relationships among strains can
109 determine the ability to sufficiently overcome host immune protection generated by initial
110 infection: for example, serum from humans previously infected with a variant of SARS-CoV-2
111 showed stronger neutralization ability against homologous versus heterologous viral variants
112 (24). Overall, such studies suggest that transmission success during reinfection can be strain
113 specific, with transmission more likely during reinfections with heterologous and/or more
114 virulent strains (14, 25, 26), provided such strains can better escape or overcome the acquired
115 protection present in immunized hosts (22).

116 In addition to strain characteristics, the extent to which reinfected hosts transmit is likely
117 dependent on the strength of acquired protection harbored by an individual at the time of
118 reinfection. For example, the degree of SARS-Cov2 infectiousness (viral load) during
119 reinfections or breakthrough infections was lowest for individuals who had both been vaccinated
120 and experienced prior natural infection (27), and for malaria, individuals with prior infections in
121 quick succession had serum stronger transmission-blocking immunity(28). Natural host-
122 pathogen systems are inherently variable in the extent of initial pathogen exposure that hosts
123 experience (e.g. 29, 30). Given that the strength of protection acquired from initial infection can
124 vary with the dose (28, 29, 31) and frequency (28, 32) of prior pathogen exposure that a host

125 experiences, variation in the extent of pathogen priming is predicted to influence the likelihood
126 of ongoing transmission during reinfection.

127 Natural systems in which reinfections are common, such as the bacterial pathogen
128 *Mycoplasma gallisepticum* (hereafter “MG”) of house finches (*Haemorhous mexicanus*), allow
129 examination of how the extent of pathogen priming alters host transmission potential during
130 reinfection with distinct pathogen strains (e.g., homologous versus heterologous). MG causes
131 seasonal epidemics of mycoplasmal conjunctivitis in house finch populations (33). MG is largely
132 transmitted at bird feeders (34), and because this obligate pathogen is short-lived outside of the
133 host (35), finches experience variable levels of exposure at contaminated feeders. Diseased
134 finches in the wild recover at high rates (36), and experimental studies show that reinfections are
135 characterized by significantly lower pathogen loads and disease severity relative to first
136 infections (37). Nonetheless, recovered individuals remain susceptible to reinfection with both
137 homologous and heterologous strains (8, 37, 38), with little evidence for additional protection
138 associated with reinfection strain homology (8).

139 While prior work suggests that reinfections are common in this host-pathogen system, the
140 likelihood and severity of reinfection varies with both the degree of initial pathogen priming and
141 the identity of the reinfecting strain. Leon and Hawley (39) experimentally varied the degree of
142 pathogen priming experienced by finches, finding that a single high-dose MG priming treatment
143 results in stronger host protection from homologous reinfection than intermediate degrees of MG
144 priming such as repeated, low-dose exposures. A follow-up study (40) using similar priming
145 treatments three distinct MG strains found that reinfections of primed hosts by a heterologous,
146 more virulent MG strain were associated with higher within-host pathogen loads relative to MG
147 strains with lower virulence and within-host replication rates (8, 40). Because within-host

148 pathogen loads serve as a potential proxy for transmission likelihood, such results suggest that
149 reinfection with a heterologous, more-virulent strain may result in higher transmission in this
150 system, but work to date has not directly assessed transmission success. Given that prior studies
151 have found discrepancies between effects of host immunization on proxies of transmission (such
152 as the density of transmission-stage parasites) versus direct measures of transmission success
153 (e.g. 14), it is key to examine effects of pathogen priming on between-host transmission success
154 to fully uncover the importance of reinfections for pathogen ecology and evolution.

155 While no studies have examined MG transmission potential during host reinfection,
156 several past studies quantified transmission in immunologically-naïve house finches. Among
157 MG strains, higher within-host pathogen loads are associated with higher transmission rates (41),
158 within a given strain, higher pathogen loads result in greater deposition of MG onto feeder port
159 surfaces (42). In addition to pathogen loads, host disease severity is associated with transmission
160 potential (43), with birds with more severely inflamed conjunctiva more likely to transmit to
161 cagemates, even when accounting for the higher pathogen loads associated with higher disease
162 severity (44–46). Given that reinfections in this system (8, 39) and others (15) are characterized
163 by significant reductions in disease severity relative to hosts infected for the first time, the
164 respective roles of pathogen load and disease severity in predicting transmission potential for
165 pathogen-naïve and reinfected hosts is key for understanding the selective pressures on
166 pathogens to cause higher disease severity (i.e. virulence) in hosts.

167 Here we test how pathogen priming alters transmission potential for hosts reinfected with
168 one of two strains (homologous versus heterologous), and quantify individual correlates of
169 transmission success (disease severity, pathogen load). Although we did not have sufficient
170 strain replication to isolate effects of strain virulence *per se* on transmission success, our

171 reinfections used two strains that differ in virulence (8, 47), within-host replication rate (40, 47)
172 and transmission potential (41). We specifically selected a more virulent strain as our
173 heterologous strain for reinfections because MG strains collected from free-living house finches
174 have increased in virulence over time (47, 48), with more virulent strains associated with higher
175 transmissibility (41, 44). Thus, our experimental design mimicked a natural population in which
176 individuals are most likely to be reinfected by either an endemic strain homologous to that which
177 the host recently recovered from, or by an invading heterologous strain that has higher inherent
178 transmissibility and virulence (44). To create variation in the degree of priming experienced by
179 hosts, we varied the number and concentration of priming doses with a single MG strain (VA94)
180 to create three priming levels: none, intermediate, or high. After recovery, we (re)-inoculated
181 hosts and assessed effects of priming treatment on transmission success to a naïve cagemate
182 during reinfection with one of two MG strains (the homologous strain, VA94, or the
183 heterologous strain, NC06). Based on prior work (39, 40), we predicted the highest priming level
184 would result in lowest host transmission potential. We also predicted that, consistent with prior
185 work (40, 41), the heterologous, more virulent strain (NC06) would have higher overall
186 transmission success, regardless of host priming treatment, with potential interactive effects of
187 host priming and strain identity on transmission, as detected in the rodent-malaria system (e.g.
188 14). Finally, based on prior work (44, 45), we predicted that disease severity would correlate
189 with transmission potential in naïve hosts, but less so for reinfected hosts, which typically show
190 stronger protection from disease versus pathogen loads (39).

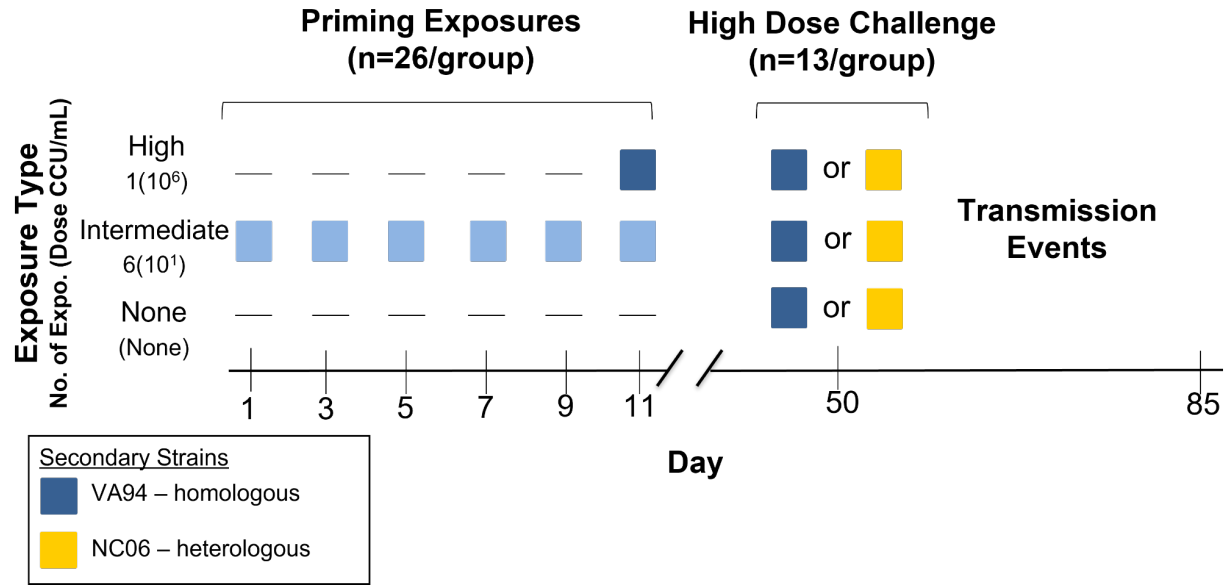
191

192 **Methods**

193 *Experimental Design*

194 Seventy-eight captive, MG-naïve house finches (see *Supplement*) were randomly
195 assigned to one of three priming treatments (n=26/group) that varied in both dose of pathogen
196 exposure and total number of exposures (Figure 1). These priming levels - a negative control
197 group (no priming), a low-dose repeat exposure group (“intermediate” priming), and a single
198 high-dose exposure group (“high” priming) - were selected because they produced the greatest
199 range in acquired protection in prior work, as measured by pathogen loads and disease severity
200 during reinfection challenge (40). Inoculations for the intermediate priming group, which
201 received six sequential exposures at 10¹ color changing units (CCU)/ml, were given every other
202 day and designed so that all groups received their final inoculation on the same day to allow for
203 the same window of recovery prior to challenge (Fig. 1).

204 Individuals were housed alone during priming treatment and given 39 days to recover
205 from priming exposures, consistent with prior work (40). All birds then received a secondary,
206 high-dose challenge with either a homologous or heterologous strain of MG (n=13 pairs/group;
207 Fig. 1). At the time of secondary challenge, each of these 78 individuals was pair-housed with an
208 MG-naïve cagemate to determine how pairwise transmission success varies with both the degree
209 of pathogen priming and strain identity. Hereafter, individuals who acted as “transmitters” are
210 referred to as “index” birds, and their immunologically-naïve cagemates used to assess
211 transmission potential are referred to as “naïve” birds. Sex ratios of index birds were even for
212 priming treatment groups (13:13 male:female). For secondary treatments, all transmission pairs
213 were same sex, but because groups had a sample size of 13 (Fig 1), sex ratios were randomly
214 assigned as either 6:7 male:female pairs or 7:6 female:male pairs. All protocols for animal use
215 were approved by Virginia Tech’s Institutional Animal Care and Use Committee. See
216 *Supplement* for capture and housing details.



217

218 *Figure 1.* Experimental design and timeline. Index individuals (housed alone for the priming
 219 portion) were given one of three priming treatments (y-axis) with the *M. gallisepticum* strain
 220 VA94 (blue squares), with treatments varying by number of priming exposures and dose (the
 221 color gradient indicates variation in dose, with more intense color indicating increasing dose
 222 concentration; CCU = color changing units). On day 39 post-priming treatment, all index birds
 223 challenged with one of two strains: one homologous to that used in priming exposures (VA94,
 224 seen in blue) or a heterologous strain (NC06, seen in yellow) and then pair-housed with an MG-
 225 naive cagemate to assess pairwise transmission success.

226

227 *Pathogen inoculations*

228 Two strains were selected based on previous work demonstrating differences in the
 229 maximum and average pathogen loads and virulence they produce in immunologically-naïve
 230 house finches (8, 47). The house finch MG strain “VA94” (7994-1 7P 2/12/09) (49) was used for
 231 all priming exposures, whether intermediate or high priming (Fig 1). Secondary challenge
 232 inoculations were all at high dose and varied only in strain identity: either the priming strain
 233 (homologous) or a heterologous strain “NC06” (2006.080-5 (4P) 7/26/12), used to represent a

234 hypothetical invading strain with higher transmissibility. Inoculations were administered via
235 droplet installation directly into the conjunctiva (70uL total volume across both conjunctiva) via
236 micropipette (see *Supplement*). The negative control (sham inoculation) group received 70uL of
237 sterile media.

238

239 *Disease severity and pathogen load*

240 Disease severity was assessed by scoring the degree of visible inflammation, eversion,
241 and exudate in conjunctival tissue (50) on a scale of 0-3 for each eye, and summing across eyes
242 per individual within a given sampling date. Scoring was done blind to treatment. Pathogen load
243 was assessed via swabbing of conjunctival tissue and MG-specific qPCR (see *Supplement*), with
244 loads log₁₀ transformed for analysis.

245 Index birds were eye scored and sampled for pathogen load on post-secondary
246 inoculation days (PSID) 4, 7, 14, 21 and 28. To obtain high resolution data on transmission
247 timing, naïve cagemates were eye scored daily on PSID 5 through 18 and then on days 21, 23,
248 25, 28, 32 and 35. Additionally, to ensure all individuals were still naive to MG just prior to the
249 start of the experiment, we sampled for eye score and pathogen load on pre-inoculation day 19,
250 as well as pre-challenge day 4 to obtain baseline data prior to re-inoculation. Responses to
251 priming exposure levels have been previously examined (39), and are not included here.

252

253 *Transmission*

254 Pairwise transmission was quantified as successful when a previously naïve cagemate
255 developed scorable eye lesions (>0). Although the use of eye score as the assay for transmission
256 can miss low-level, subclinical infections, prior work comparing the two metrics (34) showed
257 that using eye score as the transmission metric robustly captures naïve individuals with minimum
258 pathogen loads (> 1349 copies across both conjunctiva) considered to be infectious in this
259 system. Further, the use of eye score eliminates potential false positives, which are known to
260 occur in our qPCR assay (39).

261

262 *Analyses*

263 All analyses were done using the statistical software R (51). In models where interactions
264 were not significant, overall level effects were analyzed using Type II Likelihood Ratio tests
265 using the car package in R (52). Whenever significant interactions were present, effects were
266 analyzed using a Type III Likelihood Ratio (52). Post-hoc pairwise differences for significant
267 interactions of interest were generated using the emmeans function and a Tukey adjustment for
268 multiple comparisons.

269 *Within-Host Responses.* Because we were interested in the extent to which transmission
270 success was a function of within-host responses, we analyzed both disease severity and pathogen
271 load during secondary challenge of index birds with distinct priming treatments. As in our prior
272 work (8), we ensured independence of repeated-measures data by analyzing only the maximum
273 eye score and pathogen load for each index bird across four post-secondary challenge time-
274 points (PSID 7, 14, 21, 28). For both models, fixed effects included priming treatment, secondary
275 strain, and an interaction between the two effects (removed if not significant). To account for the

276 non-continuous nature of score data, maximum eye score was treated as an ordinal factor and
277 analyzed using cumulative link models (CLM) in the ordinal package (53). Maximum pathogen
278 load was analyzed using a generalized linear model with a Gamma distribution, chosen because
279 pathogen load was positively skewed, and inverse link function (lme4 package in R, (54)).

280 Transmission. Pairwise transmission (Y or N), assessed via any visible eye lesions in
281 cagemates, was analyzed using logistic regression with binomial distribution and a logit link
282 function. Fixed effects included priming treatment and secondary challenge strain. An interaction
283 between priming exposure and secondary strain was tested but not included in the final model, as
284 we did not have sufficient statistical power to fit a model with interactions.

285 To determine which host factors (eye score, pathogen load, or both) are predictive of
286 transmission success across priming treatments, pairwise transmission was also analyzed across
287 individuals using a second logistic regression with binomial distribution and a logit link function.
288 Because our analyses of eye score and pathogen load indicated that priming treatment influences
289 each host response somewhat distinctly, we included priming treatment in interaction with
290 maximum pathogen load and eye score in the model. Although previous work found correlations
291 between pathogen load and eye score across MG strains (47), in this study, the two variables
292 were correlated at a level of 0.48 (Pearson correlation coefficient) across individuals, allowing us
293 to include these variables as independent fixed effects in our model (55).

294

295

296 Results

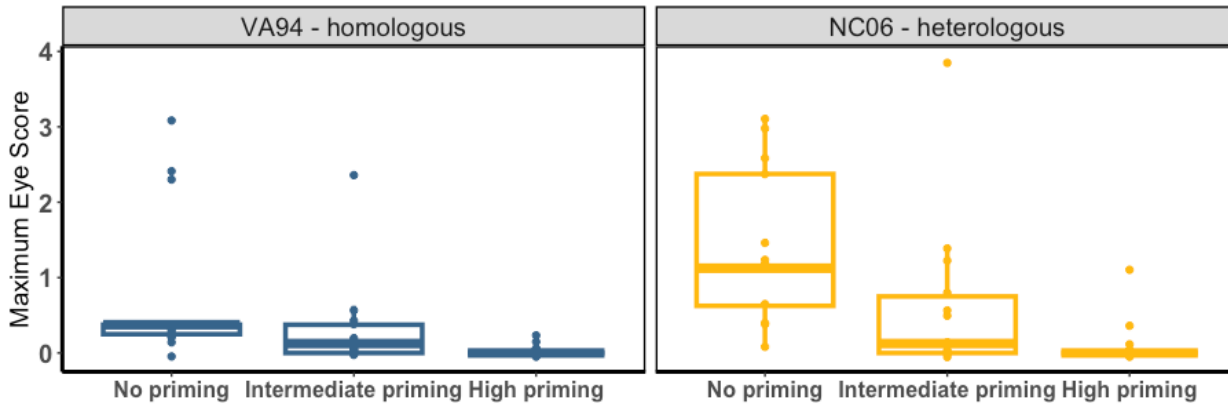
297 *Index Bird Within-Host Responses*

298 All birds recovered from priming-induced disease (eye scores = 0) by the time of
299 reinfection challenge on day 39. The level of pathogen priming that an index bird received
300 significantly predicted host disease severity (i.e., maximum eye scores) during reinfection
301 challenge, with the lowest disease in birds that received high pathogen priming prior to challenge
302 (CLM estimates: intermediate priming: -1.48 ± 0.71 ; high-dose priming: -3.34 ± 0.93); priming
303 treatment LR Chisq= 31.8, df = 2, $P < 0.0001$; Fig. 2A). As expected, the more virulent NC06
304 strain produced higher maximum disease severity in birds than VA94 (strain[NC06]: $1.59 \pm$
305 0.72), but secondary strain was not significant in the overall model (secondary strain LR = 2.15,
306 df = 1, $P = 0.14$). There was no significant interaction between priming treatment and secondary
307 strain identity on disease severity in index birds (priming:secondary LR = 5.10, df = 2, $P =$
308 0.078), suggesting effects of priming on disease severity were largely similar between the strains.

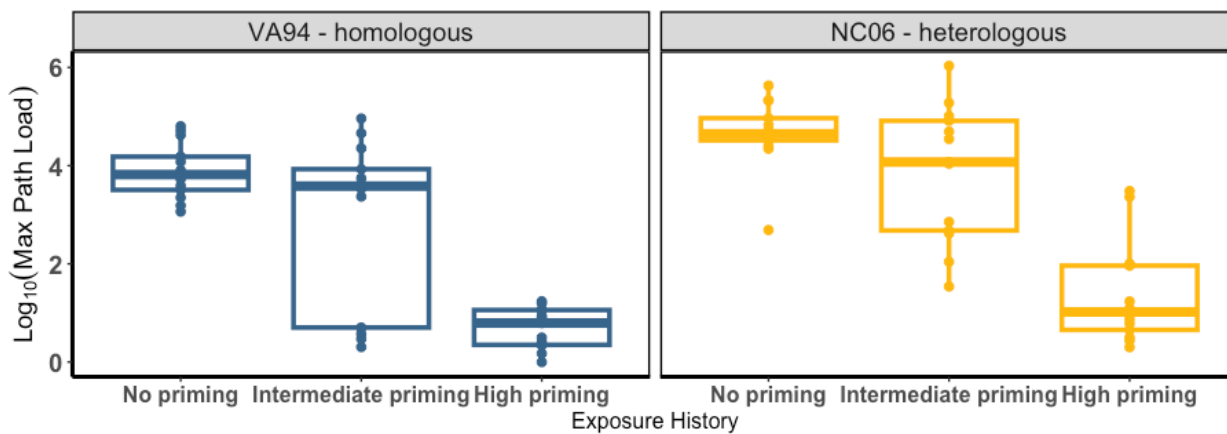
309 Pathogen loads just prior to reinfection challenge (day -4) were slightly elevated in index
310 birds that received high priming treatment (Fig S1), suggesting complete clearance of high-dose
311 priming had not universally occurred by the time of reinfection challenge. Nonetheless, birds that
312 received high priming reached lower maximum pathogen loads during reinfection challenge than
313 did birds with intermediate or no priming, indicating that residual pathogen from priming
314 treatments was outweighed by effects of the protection acquired from priming (GLM assuming
315 gamma distribution [parameters on *inverse* scale]: intermediate priming: 0.049 ± 0.036 ; high
316 priming: 0.616 ± 0.10 ; priming treatment LR = 68.42, df = 2, $P < 0.0001$; Fig. 2B). Priming
317 treatment also interacted with strain identity to predict pathogen loads during reinfection
318 (priming:secondary strain LR = 11.68, df = 2, $P = 0.0023$). Specifically, in index birds given



319 high priming, hosts challenged with the heterologous, more virulent strain NC06 harbored
320 significantly higher maximum pathogen loads than those challenged with VA94 (Table 1).
321 Secondary strain did not have a significant main effect on pathogen loads (secondary strain LR =
322 0.245, $df = 2$, $P = 0.62$).

323 A)



324 B)



Secondary Challenge Strain  VA94 - homologous  NC06 - heterologous

325

326

327 *Figure 2.* A) Maximum eye scores and B) pathogen loads after secondary challenge with one of
328 two *Mycoplasma gallisepticum* strains (Left: homologous VA94, blue; Right: heterologous
329 NC06, yellow) in index birds with distinct pathogen priming histories (x-axis: none,
330 intermediate, or high). Each point represents maximum responses for each individual over four
331 sample points. While eye scores are visualized as continuous here, they were analyzed as ordinal
332 factors to account for their non-continuous distribution.

333 **Table 1.** Pairwise post-hoc comparisons for the significant interactive effect of priming (“prim.”)
 334 treatment (none, intermediate=“int”, or high) and secondary strain (VA94 or NC06) on
 335 maximum pathogen loads following secondary challenge. Interactive comparisons (strain
 336 differences within priming treatment) are in italics for ease of visualization. Upper triangle (light
 337 gray cells) gives Tukey-adjusted p-values ($*p < 0.05$, $**p < 0.01$), the bottom triangle (unfilled
 338 cells) shows estimates for each pairwise comparison, and diagonal cells (dark gray, white text)
 339 show predicted pathogen loads (emmeans) for each combination on the response scale. Within
 340 the high priming treatment only, birds reinfected with NC06 had significantly higher pathogen
 341 loads than birds infected with VA94.

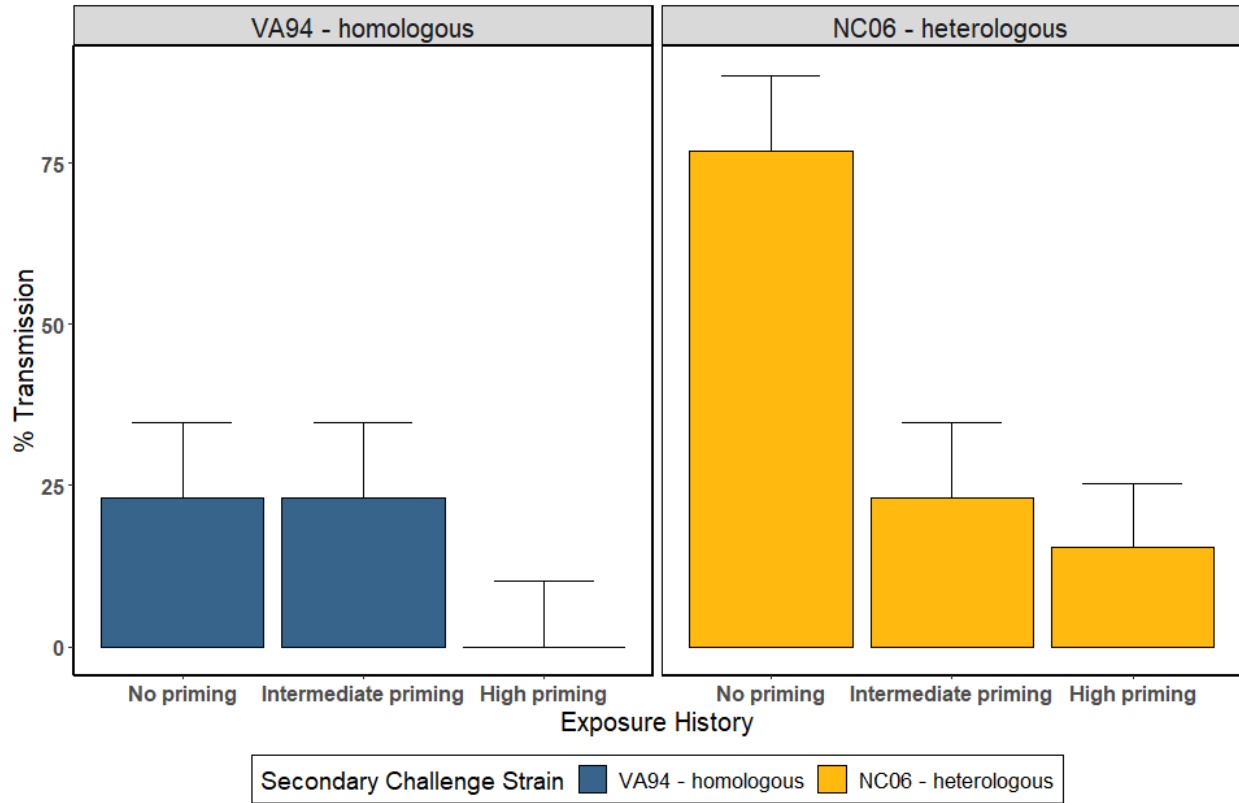
<i>Priming: strain</i>	No priming VA94	Int. Prim. VA94	High Prim. VA94	No priming NC06	Int. prim. NC06	High prim. NC06
No priming VA94	5.37	0.735	<0.001**	0.996	1.000	0.0007**
Intermediate VA94	-0.049	4.24	<0.001**	0.436	0.656	0.0218*
High priming VA94	-0.616	-0.567	1.25	<0.001**	<0.0001**	0.0119*
No priming NC06	0.015	0.064	0.631	5.83	0.999	0.0002**
Intermediate NC06	0.004	0.054	0.620	-0.011	5.49	0.0005**
High priming NC06	-0.234	-0.185	0.382	-0.249	-0.239	2.38

343
 344
 345
 346

Transmission Success

347 Pairwise transmission success was significantly lower, relative to unprimed birds, in
 348 reinfected index birds that received intermediate or high priming prior to secondary challenge,
 349 with the strongest reduction in transmission potential in the high priming group (logistic
 350 regression with a binomial distribution: intermediate priming: -0.7703 ± 0.381 ; high priming: -
 351 1.581 ± 0.470 ; LR = 13.63, df = 2, P = 0.001; Fig 3). The heterologous, higher virulence NC06
 352 strain had higher overall transmission success than the VA94 strain (NC06 strain: $0.8627 \pm$
 353 0.351 ; LR = 6.45, df = 1, P = 0.011; Fig. 3). Although NC06 was notably the only strain with
 354 detectable transmission from high priming index birds, the low overall transmission success from
 355 hosts with high priming (2/13 pairs for NC06, relative to 0/13 for VA94) made any statistical
 356 interactions between secondary strain identity and priming treatment challenging to estimate.

357



358

359 *Figure 3.* Pairwise transmission of *Mycoplasma gallisepticum* from captive house finches with
360 variable pathogen priming (x-axis) that were experimentally inoculated with one of two pathogen
361 strains (Left: VA94 - homologous, seen in blue; Right: NC06 - heterologous, seen in yellow).
362 Percent transmission (y-axis) from index birds (transmitters) was measured in pathogen-naive
363 cagemates. Higher degrees of priming reduced an index bird's transmission potential to its
364 cagemate for both strains, though the NC06 strain produced higher transmission regardless of
365 host priming. Each treatment group had 13 pairs. Error bars represent binomial standard errors
366 calculated using sample size.

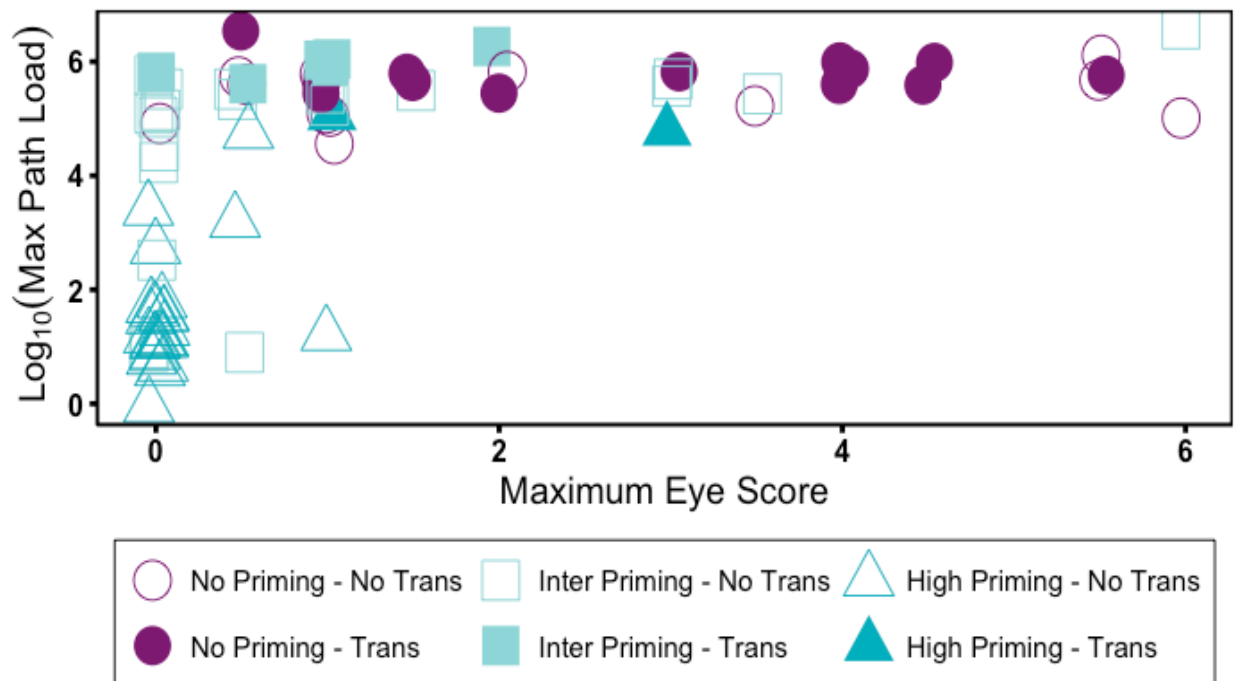
367

368 *Host Factors Predictive of Transmission*

369

370 The model of index bird transmission (Y/N) with the strongest support included an index
371 bird's maximum pathogen loads during secondary challenge, as well as the interaction between
372 index bird maximum eye score and priming treatment. Specifically, across all priming
373 treatments, index bird pathogen loads were positively associated with transmission probability

374 (logistic regression: pathogen load: 3.93 ± 1.52 , LR = 14.58, df = 1, $P < 0.001$). In contrast, the
375 relationship between an index bird's maximum eye score and transmission success depended on
376 a bird's priming treatment (eye score*priming treatment: LR = 6.70, df = 2, $P = 0.035$;
377 interaction visualized in Fig. 4). For birds given intermediate priming, higher maximum eye
378 scores during reinfection were associated with slightly lower transmission (intermediate
379 priming*score: -0.938 ± 0.601), while a positive effect of eye score was estimated for high
380 primed birds (high priming*score: 46.1 ± 5055.7), although the model parameter could not be
381 estimated with any precision due to the low number of high-primed birds with detectable eye
382 score. The three-way interaction between pathogen load, disease severity, and priming treatment
383 was not significant (LR = 0.44, df = 2, $P = 0.80$) and was removed from the model.



384
385 *Figure 4.* Successful pairwise transmission of *Mycoplasma gallisepticum* (filled symbols) from
386 index house finches (n=78) given various priming treatments (symbols: unprimed birds = circles,
387 intermediate priming = squares, high priming = triangles) was a function of the pathogen load of
388 the index bird (y-axis), with successful transmission occurring only from index birds above a

389 threshold pathogen load of $\log_{10} \sim 4.5$. There were also significant effects of index bird
390 maximum eye score (x-axis) in interaction with pathogen priming treatment, with higher eye
391 scores associated with lower transmission success at intermediate priming levels (squares), while
392 for high priming birds (triangle), intermediate eye scores, which were the highest maximum
393 reached for this treatment, were positively associated with transmission likelihood.

394

395 **Discussion**

396 We show that pathogen priming significantly reduces transmission success during
397 reinfections relative to birds that are infected for the first time. Nonetheless, reinfected hosts
398 were still associated with a notable degree of successful pairwise transmission, particularly in
399 cases where index birds had an intermediate priming level and reinfections were with a
400 heterologous, higher virulence MG strain. Together, our findings suggest that reinfections
401 meaningfully contribute to transmission dynamics in this system, particularly in cases that
402 approximate our intermediate priming treatment, such as when pathogen priming in a population
403 is variable, or acquired protection from previous infection has waned over time (37). As such,
404 variation in the degree of acquired protection among hosts in natural populations, in systems
405 where reinfections are common, can be an important impediment to transmission, placing
406 selective pressure on invading pathogen strains to overcome host acquired protection.

407 Our main objective was to determine how the degree of pathogen priming, and thus the
408 degree of acquired protection, alters host transmission potential during reinfection. For both
409 strains examined, we found that the highest priming level resulted in strong reductions in
410 transmission potential relative to unprimed hosts. These results are consistent with effects of host
411 immunization on transmission likelihood in other key systems where this question has been
412 examined, including mouse models (14, 15), and malaria (28) and SARS-Cov-2 in humans (27,

413 56–58). Together, these results demonstrate that prior pathogen infection or vaccination at levels
414 sufficient to generate acquired protection can have strong effects on epidemic dynamics in wild
415 populations, as documented in vaccinated human populations (e.g. 59), and likely provides
416 strong selection on pathogens circulating in host populations where many individuals have
417 acquired protection (17).

418 Our results also suggest that the degree of pathogen priming a host experienced has key
419 effects on transmission success, potentially akin to the additive effects of vaccination and prior
420 natural infection on the infectiousness of breakthrough SARS-Cov2 infections (27). Here, while
421 our highest priming treatment caused strong reductions in transmission success for both strains,
422 there were apparent, though not statistically significant, differences between the two strains in
423 response to our intermediate priming level. The homologous VA94 strain showed no difference
424 in transmission success between the no priming and intermediate priming levels. In contrast, the
425 intermediate priming treatment resulted in fewer successful transmission events relative to
426 unprimed birds for the heterologous NC06 strain. Future work should incorporate a low priming
427 treatment such as a single, low-dose priming dose (39), to test whether there are strain-specific
428 effects of lower degrees of pathogen priming on transmission in this system.

429 We also detected overall strain differences in transmission success akin to prior work
430 (41), with the NC06 strain showing higher transmission success than VA94, regardless of a
431 host's priming treatment. For within-host pathogen loads, however, effects of strain were
432 dependent on host priming background, with the NC06 strain reaching significantly higher
433 within-host pathogen loads than the VA94 strain within the high-priming group. This pathogen
434 load advantage for NC06 may explain why there was successful transmission (~15%) of the
435 NC06 strain even from hosts with the high priming level, whereas there were no instances of

436 successful transmission of the VA94 strain from hosts with the same high priming level. Overall,
437 our findings align with mouse-malaria studies showing that parasite clone differences in growth
438 rate and transmission are largely maintained in immunized hosts, despite overall reductions in
439 average growth and transmission (15). Although heterology of the reinfection strain relative to
440 the priming strain may partly explain the ability of NC06 to successfully replicate within and
441 transmit during reinfection from hosts with the highest priming level, heterology is unlikely to be
442 the main driver of these patterns: first, heterology is only a relevant mechanism in primed hosts,
443 whereas transmission success of NC06 was substantially higher in unprimed hosts, for which the
444 NC06 strain was the first MG strain that such hosts had been exposed to (and thus was not truly
445 “heterologous”). Second, if heterology was an important driver of transmission potential during
446 reinfection, we would predict that NC06 strain transmission would have been less affected by
447 our intermediate priming level than was the homologous strain; instead NC06 appears more
448 strongly affected (relative to unprimed birds) by intermediate priming than was VA94, the
449 homologous strain. Finally, prior work in this system using larger numbers of MG strains found
450 that strain virulence was a stronger predictor of reinfection likelihood than homology (8, 40),
451 although effects of homology may result in small increases in acquired protection (8). Overall,
452 our results complement prior work showing higher transmission rates (41, 44) for virulent MG
453 strains in immunologically-naïve hosts, and suggest that this transmission advantage is
454 maintained in the presence of strong acquired protection from priming.

455 We can use our results to hypothesize as to how detected effects of pathogen priming on
456 transmission potential might ultimately influence virulence evolution in this system, although
457 studies using replicate heterologous strains are needed to confirm effects of strain virulence on
458 transmission potential during reinfection. For directly-transmitted pathogens, where virulence

459 typically reduces opportunities for transmission (60), high virulence should be favored when it is
460 an unavoidable by-product of the high within-host replication needed for transmission given a
461 contact (20). Thus, any within-host selective environment that requires higher levels of
462 replication to achieve transmission should favor higher pathogen virulence, a prediction
463 supported by prior studies in the mouse-malaria system (22, 23). Because pathogen priming led
464 to significant reductions in pathogen loads and transmission success in reinfected hosts in our
465 study, and maximum pathogen loads were associated with successful transmission, a host
466 population with acquired protection from priming would favor a higher optimal pathogen
467 virulence relative to an unprimed, naïve host population. Second, optimal virulence is predicted
468 to increase whenever acquired protection in hosts reduces the costs of virulence to pathogens (8,
469 15, 17) by preventing reinfected hosts from dying when infected with strains of higher virulence.
470 These predictions were confirmed empirically in chickens vaccinated with Marek's virus (17),
471 which are able to successfully transmit virulent strains in vaccinated flocks. Notably, priming at
472 both intermediate and high levels in our study resulted in significantly lower index bird disease
473 severity during reinfection, and disease severity is a relevant proxy for infection-mediated
474 mortality in this system (61). Thus, while survival did not vary here (because birds survive MG
475 infection in captive conditions where predators are absent), our results suggest that primed hosts
476 in the wild are more likely to survive reinfections, potentially resulting in longer infectious
477 periods for virulent strains in primed hosts (17). Overall, our findings, alongside prior modeling
478 work on this system (8), suggest that acquired protection from priming in this system will favor
479 higher optimal pathogen virulence.

480 Our results also reveal a key role for pathogen load in driving transmission success
481 among individuals. In contrast to work by Bonneaud et al. (44) that did not detect effects of

482 strain-level variation in pathogen loads on MG transmission success, we found that individual
483 variation in pathogen loads was positively associated with pairwise transmission success,
484 regardless of host priming background. Although we also predicted that individual variation in
485 disease severity would correlate with transmission as seen previously in this system (44, 45), we
486 found that associations of disease severity with transmission success depended on a bird's
487 priming treatment. For intermediate-primed birds, higher disease severity was associated with
488 *reductions* rather than increases in transmission success, such that several birds with both high
489 levels of disease severity and pathogen load did not successfully transmit to cagemates. While
490 the reasons for this are unclear, one possibility is that because birds with high levels of disease
491 severity also show behavioral morbidity during infection (61), high levels of disease severity
492 may sometimes suppress rather than augment transmission opportunities in this system, and
493 likely others (62). Indeed, prior work (45) found that MG-infected house finches that maintained
494 foraging activity were more likely to transmit to cagemates, consistent with the idea that
495 behavioral morbidity can suppress transmission. In contrast, for high-primed birds, disease
496 severity appeared positively associated with transmission success, but due to the strong effects of
497 high priming on protection from disease, we did not have sufficient numbers of high-primed
498 birds with detectable eye scores to estimate this relationship with any precision. Overall, our
499 findings suggest that effects of disease severity on transmission success differ between reinfected
500 and naive hosts, with potential consequences for virulence evolution.

501 Overall, our results demonstrate that acquired protection from pathogen priming alters
502 transmission success, potentially in distinct ways for different pathogen strains. Our results add
503 to broader growing recognition (9, 12), that many epidemiological systems fall between the
504 classically studied Susceptible-Infected-Recovered (SIR) systems, where recovered individuals

505 acquire complete protection that can wane over time, and Susceptible-Infected-Susceptible (SIS)
506 systems, where hosts acquire no lasting protection from infection. As mathematical models
507 continue to evolve to better capture this variation in infection- or vaccine-induced immunity (9,
508 63, 64), it is important to empirically quantify how parameters such as transmission success vary
509 with acquired protection in both vaccinated and reinfected populations to better understand
510 transmission dynamics and predict the evolution of more harmful pathogens.

511

512 **Acknowledgments**

513 This work was funded by NIH grants R01GM105245 and R01GM144972 as part of the
514 joint NIH-NSF-USDA Ecology and Evolution of Infectious Diseases program. Additional
515 fellowship support for A. Leon was provided by the Virginia Tech IMSD program funded
516 through NIH-NIGMS grant R25GM072767-09, the Virginia Tech College of Science Graduate
517 Departmental Fellowship Award through the Department of Biological Sciences, the College of
518 Science Roundtable Scholarship and the Southern Regional Education Board's Dissertation
519 Writing Fellowship. We thank Courtney Thomason, Sahnzi Moyers, and Matt Aberle for their
520 assistance with this project, as well as Kate Langwig, Joel McGlothlin, Rami Dalloul and Liwu
521 Li for valuable feedback. We especially thank Natalie Bale and Eddie Schuler for their help with
522 data collection, as well as Daphne Aguirre, Jennifer Holub and Camron Robertson.

523

524

525 **References Cited**

- 526 1. Yamamoto T, Nagasawa I, Nojima M, Yoshida K, Kuwabara Y. 1999. Sexual transmission and
527 reinfection of group B streptococci between spouses. *J Obstet Gynaecol Res* 25:215–219.
- 528 2. Nardell E, McInnis B, Thomas B, Weidhaas S. 1986. Exogenous reinfection with tuberculosis in a
529 shelter for the homeless. *N Engl J Med* 315:1570–1575.
- 530 3. Islam N, Krajden M, Shoveller J, Gustafson P, Gilbert M, Buxton JA, Wong J, Tyndall MW, Janjua
531 NZ, British Columbia Hepatitis Testers Cohort (BC-HTC) team. 2017. Incidence, risk factors, and
532 prevention of hepatitis C reinfection: a population-based cohort study. *Lancet Gastroenterol Hepatol*
533 2:200–210.
- 534 4. Versteegh FGA, Schellekens JFP, Nagelkerke AF, Roord JJ. 2007. Laboratory-confirmed
535 reinfections with *Bordetella pertussis*. *Acta Paediatr* 91:95–97.
- 536 5. Pilz S, Theiler-Schwetz V, Trummer C, Krause R, Ioannidis JPA. 2022. SARS-CoV-2 reinfections:
537 Overview of efficacy and duration of natural and hybrid immunity. *Environ Res* 209:112911.
- 538 6. Netea MG, Schlitzer A, Placek K, Joosten LAB, Schultze JL. 2019. Innate and Adaptive Immune
539 Memory: an Evolutionary Continuum in the Host’s Response to Pathogens. *Cell Host Microbe*
540 25:13–26.
- 541 7. Forshey BM, Reiner RC, Olkowski S, Morrison AC, Espinoza A, Long KC, Vilcarrromero S,
542 Casanova W, Wearing HJ, Halsey ES, Kochel TJ, Scott TW, Stoddard ST. 2016. Incomplete
543 Protection against Dengue Virus Type 2 Re-infection in Peru. *PLoS Negl Trop Dis* 10:e0004398.
- 544 8. Fleming-Davies AE, Williams PD, Dhondt AA, Dobson AP, Hochachka WM, Leon AE, Ley DH,
545 Osnas EE, Hawley DM. 2018. Incomplete host immunity favors the evolution of virulence in an
546 emergent pathogen. *Science* 359:1030–1033.

- 547 9. Le A, King AA, Magpantay FMG, Mesbahi A, Rohani P. 2021. The impact of infection-derived
548 immunity on disease dynamics. *J Math Biol* 83:61.
- 549 10. Breathnach AS, Riley PA, Cotter MP, Houston AC, Habibi MS, Planche TD. 2021. Prior COVID-19
550 significantly reduces the risk of subsequent infection, but reinfections are seen after eight months. *J*
551 *Infect* 82:e11–e12.
- 552 11. Goldberg Y, Mandel M, Bar-On YM, Bodenheimer O, Freedman LS, Ash N, Alroy-Preis S, Huppert
553 A, Milo R. 2022. Protection and Waning of Natural and Hybrid Immunity to SARS-CoV-2. *N Engl J*
554 *Med* 386:2201–2212.
- 555 12. Gomes MGM, White LJ, Medley GF. 2004. Infection, reinfection, and vaccination under suboptimal
556 immune protection: epidemiological perspectives. *J Theor Biol* 228:539–549.
- 557 13. Raida MK, Buchmann K. 2009. Innate immune response in rainbow trout (*Oncorhynchus mykiss*)
558 against primary and secondary infections with *Yersinia ruckeri* O1. *Dev Comp Immunol* 33:35–45.
- 559 14. Buckling A, Read AF. 2001. The effect of partial host immunity on the transmission of malaria
560 parasites. *Proc Biol Sci* 268:2325–2330.
- 561 15. Mackinnon MJ, Read AF. 2003. The effects of host immunity on virulence–transmissibility
562 relationships in the rodent malaria parasite *Plasmodium chabaudi*. *Parasitology* 126:103–112.
- 563 16. Singanayagam, Hakki, Dunning. Community transmission and viral load kinetics of the SARS-CoV-
564 2 delta (B. 1.617. 2) variant in vaccinated and unvaccinated individuals in the UK: a *Lancet*
565 *Infect Dis*.
- 566 17. Read AF, Baigent SJ, Powers C, Kgosana LB, Blackwell L, Smith LP, Kennedy DA, Walkden-
567 Brown SW, Nair VK. 2015. Imperfect Vaccination Can Enhance the Transmission of Highly
568 Virulent Pathogens. *PLoS Biol* 13:e1002198.

- 569 18. Chase-Topping ME, Pooley C, Moghadam HK, Hillestad B, Lillehammer M, Sveen L, Doeschl-
570 Wilson A. 2021. Impact of vaccination and selective breeding on the transmission of Infectious
571 salmon anemia virus. *Aquaculture* 535:736365.
- 572 19. Chase-Topping M, Xie J, Pooley C, Trus I, Bonckaert C, Rediger K, Bailey RI, Brown H, Bitsouni
573 V, Barrio MB, Gueguen S, Nauwynck H, Doeschl-Wilson A. 2020. New insights about vaccine
574 effectiveness: Impact of attenuated PRRS-strain vaccination on heterologous strain transmission.
575 *Vaccine* 38:3050–3061.
- 576 20. Acevedo MA, Dillemath FP, Flick AJ, Faldyn MJ, Elderd BD. 2019. Virulence-driven trade-offs in
577 disease transmission: A meta-analysis. *Evolution* 73:636–647.
- 578 21. Lipsitch M, Moxon ER. 1997. Virulence and transmissibility of pathogens: what is the relationship?
579 *Trends Microbiol* 5:31–37.
- 580 22. Barclay VC, Sim D, Chan BHK, Nell LA, Rabaa MA, Bell AS, Anders RF, Read AF. 2012. The
581 evolutionary consequences of blood-stage vaccination on the rodent malaria *Plasmodium chabaudi*.
582 *PLoS Biol* 10:e1001368.
- 583 23. Mackinnon MJ, Read AF. 2004. Immunity promotes virulence evolution in a malaria model. *PLoS*
584 *Biol* 2:E230.
- 585 24. Bekliz M, Adea K, Vetter P, Eberhardt CS, Hosszu-Fellous K, Vu D-L, Puhach O, Essaidi-Laziosi
586 M, Waldvogel-Abramowski S, Stephan C, L’Huillier AG, Siegrist C-A, Didierlaurent AM, Kaiser L,
587 Meyer B, Eckerle I. 2022. Neutralization capacity of antibodies elicited through homologous or
588 heterologous infection or vaccination against SARS-CoV-2 VOCs. *Nat Commun* 13:3840.
- 589 25. Markov PV, Katzourakis A, Stilianakis NI. 2022. Antigenic evolution will lead to new SARS-CoV-2
590 variants with unpredictable severity. *Nat Rev Microbiol* 20:251–252.

- 591 26. Mideo N, Kamiya T. 2022. Antigenic evolution can drive virulence evolution. *Nat Ecol Evol* 6:24–
592 25.
- 593 27. Tan ST, Kwan AT, Rodríguez-Barraquer I, Singer BJ, Park HJ, Lewnard JA, Sears D, Lo NC. 2023.
594 Infectiousness of SARS-CoV-2 breakthrough infections and reinfections during the Omicron wave.
595 *Nat Med* 29:358–365.
- 596 28. Ranawaka MB, Munasinghe YD, de Silva DM, Carter R, Mendis KN. 1988. Boosting of
597 transmission-blocking immunity during natural *Plasmodium vivax* infections in humans depends
598 upon frequent reinfection. *Infect Immun* 56:1820–1824.
- 599 29. Konrad M, Vyleta ML, Theis FJ, Stock M, Tragust S, Klatt M, Drescher V, Marr C, Ugelvig LV,
600 Cremer S. 2012. Social transfer of pathogenic fungus promotes active immunisation in ant colonies.
601 *PLoS Biol* 10:e1001300.
- 602 30. Müller-Klein N, Risely A, Schmid DW, Manser M, Clutton-Brock T, Sommer S. 2022. Two decades
603 of tuberculosis surveillance reveal disease spread, high levels of exposure and mortality and marked
604 variation in disease progression in wild meerkats. *Transbound Emerg Dis* 69:3274–3284.
- 605 31. Weitzman CL, Ceja G, Leon AE, Hawley DM. 2022. Protection Generated by Prior Exposure to
606 Pathogens Depends on both Priming and Challenge Dose. *Infection and Immunity*
607 <https://doi.org/10.1128/iai.00537-21>.
- 608 32. Glover M, Colombo SAP, Thornton DJ, Grenicis RK. 2019. Trickle infection and immunity to
609 *Trichuris muris*. *PLoS Pathog* 15:e1007926.
- 610 33. Dhondt AA, Altizer S, Cooch EG, Davis AK, Dobson A, Driscoll MJL, Hartup BK, Hawley DM,
611 Hochachka WM, Hosseini PR, Jennelle CS, Kollias GV, Ley DH, Swarthout ECH, Sydenstricker
612 KV. 2005. Dynamics of a novel pathogen in an avian host: Mycoplasmal conjunctivitis in house
613 finches. *Acta Trop* 94:77–93.

- 614 34. Adelman JS, Moyers SC, Farine DR, Hawley DM. 2015. Feeder use predicts both acquisition and
615 transmission of a contagious pathogen in a North American songbird. *Proceedings of the Royal*
616 *Society B: Biological Sciences* 282:20151429.
- 617 35. Dhondt AA, Dhondt KV, Hawley DM, Jennelle CS. 2007. Experimental evidence for transmission
618 of *Mycoplasma gallisepticum* in house finches by fomites. *Avian Pathol* 36:205–208.
- 619 36. Faustino CR, Jennelle CS, Connolly V, Davis AK, Swarthout EC, Dhondt AA, Cooch EG. 2004.
620 *Mycoplasma gallisepticum* infection dynamics in a house finch population: seasonal variation in
621 survival, encounter and transmission rate. *J Anim Ecol* 73:651–669.
- 622 37. Sydenstricker KV, Dhondt AA, Ley DH, Kollias GV. 2005. Re-exposure of captive house finches
623 that recovered from *Mycoplasma gallisepticum* infection. *J Wildl Dis* 41:326–333.
- 624 38. Dhondt AA, Dhondt KV, Hochachka WM, Ley DH, Hawley DM. 2017. Response of House Finches
625 Recovered from *Mycoplasma gallisepticum* to Reinfection with a Heterologous Strain. *Avian Dis*
626 61:437–441.
- 627 39. Leon AE, Hawley DM. 2017. Host Responses to Pathogen Priming in a Natural Songbird Host.
628 *Ecohealth* 14:793–804.
- 629 40. Leon AE, Fleming-Davies AE, Hawley DM. 2019. Host exposure history modulates the within-host
630 advantage of virulence in a songbird-bacterium system. *Sci Rep* 9:20348.
- 631 41. Williams PD, Dobson AP, Dhondt KV, Hawley DM, Dhondt AA. 2014. Evidence of trade-offs
632 shaping virulence evolution in an emerging wildlife pathogen. *J Evol Biol* 27:1271–1278.
- 633 42. Adelman JS, Carter AW, Hopkins WA, Hawley DM. 2013. Deposition of pathogenic *Mycoplasma*
634 *gallisepticum* onto bird feeders: host pathology is more important than temperature-driven increases
635 in food intake. *Biol Lett* 9:20130594.

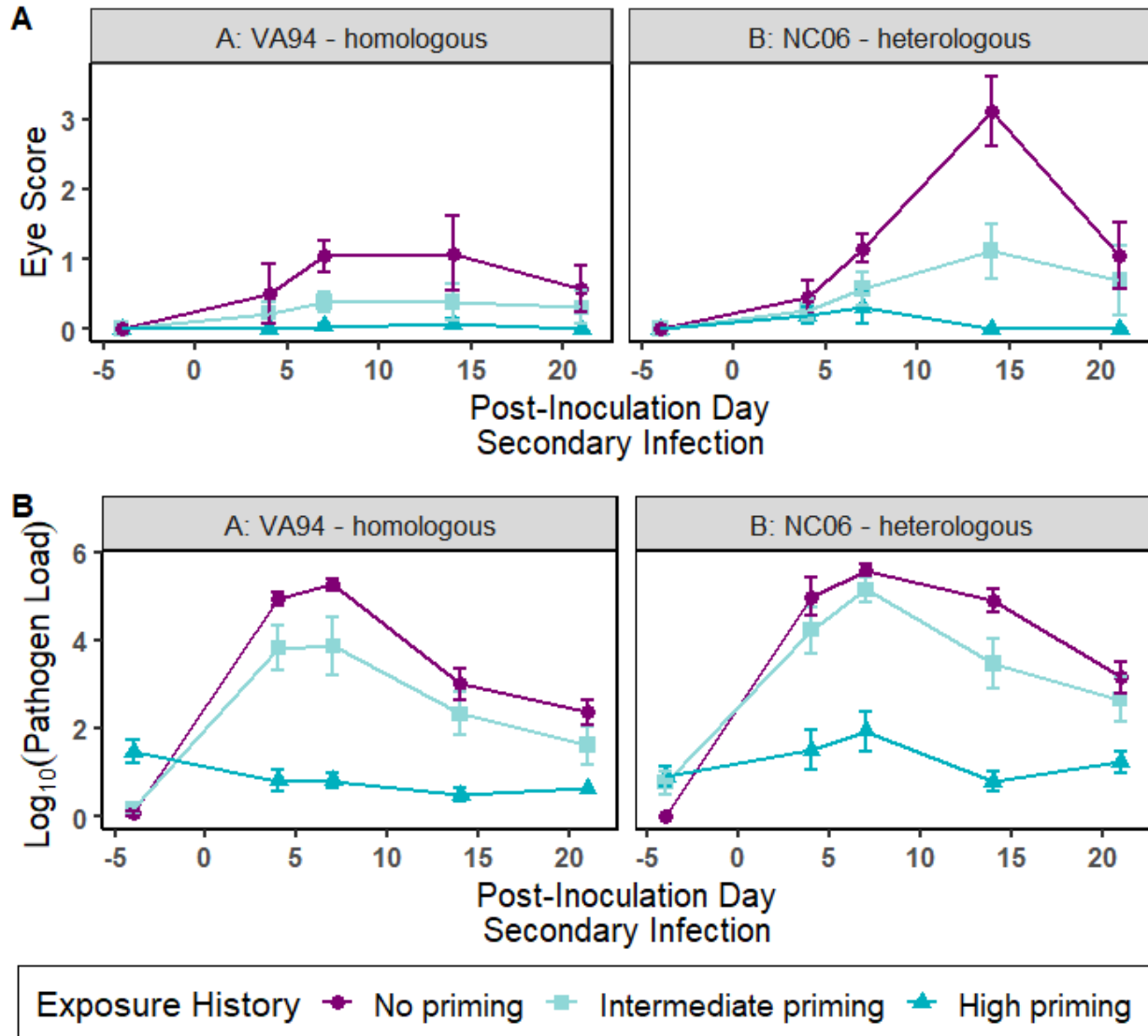
- 636 43. Hawley DM, Thomason CA, Aberle MA, Brown R, Adelman JS. 2023. High virulence is associated
637 with pathogen spreadability in a songbird–bacterial system. *Royal Society Open Science* 10:220975.
- 638 44. Bonneaud C, Tardy L, Hill GE, McGraw KJ, Wilson AJ, Giraudeau M. 2020. Experimental evidence
639 for stabilizing selection on virulence in a bacterial pathogen. *Evol Lett* 4:491–501.
- 640 45. Ruden RM, Adelman JS. 2021. Disease tolerance alters host competence in a wild songbird. *Biol*
641 *Lett* 17:20210362.
- 642 46. Hawley, DM, Thomason C, Aberle M, Brown R, and Adelman JS. High virulence is associated with
643 pathogen spreadability in a songbird-bacterial system.
- 644 47. Hawley DM, Osnas EE, Dobson AP, Hochachka WM, Ley DH, Dhondt AA. 2013. Parallel patterns
645 of increased virulence in a recently emerged wildlife pathogen. *PLoS Biol* 11:e1001570.
- 646 48. Bonneaud C, Giraudeau M, Tardy L, Staley M, Hill GE, McGraw KJ. 2018. Rapid Antagonistic
647 Coevolution in an Emerging Pathogen and Its Vertebrate Host. *Curr Biol* 28:2978–2983.e5.
- 648 49. Ley DH, Edward Berkhoff J, McLaren JM. 1996. *Mycoplasma gallisepticum* Isolated from House
649 Finches (*Carpodacus mexicanus*) with Conjunctivitis. *Avian Diseases*
650 <https://doi.org/10.2307/1592250>.
- 651 50. Sydenstricker KV, Dhondt AA, Hawley DM, Jennelle CS, Kollias HW, Kollias GV. 2006.
652 Characterization of experimental *Mycoplasma gallisepticum* infection in captive house finch flocks.
653 *Avian Dis* 50:39–44.
- 654 51. R Development Core Team. 2020. R: A Language and Environment for Statistical Computing
655 (4.0.3).
- 656 52. Fox, Weisberg, Adler, Bates. Package “car.” : R Foundation for

- 657 53. Christensen RHB. 2015. ordinal—regression models for ordinal data. R package version 28:2015.
- 658 54. Bates D, Mächler M, Bolker B, Walker S. 2014. Fitting Linear Mixed-Effects Models using lme4.
659 arXiv [statCO].
- 660 55. Dormann CF, Elith J, Bacher S, Buchmann C, Carl G, Carré G, Marquéz JRG, Gruber B, Lafourcade
661 B, Leitão PJ, Münkemüller T, McClean C, Osborne PE, Reineking B, Schröder B, Skidmore AK,
662 Zurell D, Lautenbach S. 2013. Collinearity: a review of methods to deal with it and a simulation
663 study evaluating their performance. *Ecography* 36:27–46.
- 664 56. Abrokwa SK, Müller SA, Méndez-Brito A, Hanefeld J, El Bcheraoui C. 2021. Recurrent SARS-
665 CoV-2 infections and their potential risk to public health - a systematic review. *PLoS One*
666 16:e0261221.
- 667 57. Puhach O, Adea K, Hulo N, Sattoune P, Genecand C, Iten A, Jacquérior F, Kaiser L, Vetter P,
668 Eckerle I, Meyer B. 2022. Infectious viral load in unvaccinated and vaccinated individuals infected
669 with ancestral, Delta or Omicron SARS-CoV-2. *Nat Med* 28:1491–1500.
- 670 58. Bailey RI, Cheng HH, Chase-Topping M, Mays JK, Anacleto O, Dunn JR, Doeschl-Wilson A.
671 Pathogen transmission from vaccinated hosts can cause dose-dependent reduction in virulence
672 <https://doi.org/10.1101/830570>.
- 673 59. Anderson RM, May RM. 1985. Vaccination and herd immunity to infectious diseases. *Nature*
674 318:323–329.
- 675 60. Anderson RM, May RM. 1982. Coevolution of hosts and parasites. *Parasitology* 85 (Pt 2):411–426.
- 676 61. Adelman JS, Mayer C, Hawley DM. 2017. Infection reduces anti-predator behaviors in house
677 finches. *J Avian Biol* 48:519–528.
- 678 62. Kennedy DA. 2023. Death is overrated: the potential role of detection in driving virulence evolution.

- 679 Proc Biol Sci 290:20230117.
- 680 63. Katriel G. 2010. Epidemics with partial immunity to reinfection. *Math Biosci* 228:153–159.
- 681 64. Magpantay FMG, Riolo MA, DE Cellès MD, King AA, Rohani P. 2014. EPIDEMIOLOGICAL
682 CONSEQUENCES OF IMPERFECT VACCINES FOR IMMUNIZING INFECTIONS. *SIAM J*
683 *Appl Math* 74:1810–1830.
- 684 65. Hawley DM, Grodio J, Frasca S, Kirkpatrick L, Ley DH. 2011. Experimental infection of domestic
685 canaries (*Serinus canaria domestica*) with *Mycoplasma gallisepticum*: a new model system for a
686 wildlife disease. *Avian Pathol* 40:321–327.
- 687 66. Hartup BK, Mohammed HO, Kollias GV, Dhondt AA. 1998. Risk factors associated with
688 mycoplasmal conjunctivitis in house finches. *J Wildl Dis* 34:281–288.
- 689 67. Grodio JL, Dhondt KV, O’Connell PH, Schat KA. 2008. Detection and quantification of
690 *Mycoplasma gallisepticum* genome load in conjunctival samples of experimentally infected house
691 finches (*Carpodacus mexicanus*) using real-time polymerase chain reaction. *Avian Pathol* 37:385–
692 391.
- 693

694 Supplemental Materials

695



697 Figure S1. A) Disease severity (eye score) and B) pathogen loads over the course of secondary
698 infection for index birds with distinct levels of pathogen priming given a secondary high-dose
699 challenge with one of two strains of *Mycoplasma gallisepticum* (A: VA94; B: NC06). Exposure
700 history (purple, circles – no priming; light blue, squares – intermediate priming; dark blue,
701 triangular points – high priming) largely determined the extent of disease and pathogen load

702 across both strains, although the heterologous strain (NC06) produced higher levels of disease
703 than the homologous strain (VA94), overall. Error bars represent standard error from the mean.

704

705 *Bird Capture and Housing*

706 Hatch-year house finches were captured in Montgomery County, VA in June-July 2016
707 using a combination of mesh wire traps and mist-nets under permits from VDGIF (056090) and
708 USFWS (MB158404-1). To ensure that birds used in our experiments had no previous exposure
709 to MG in the wild, captive animals underwent a two-week quarantine protocol wherein they were
710 monitored for visible signs of infection and blood sampled on day 14 post-capture to test for
711 MG-specific antibodies (as per (65)). Only individuals that never showed clinical signs of
712 infection, had not been housed with an infected individual, and were seronegative for pathogen-
713 specific antibodies were included in the experiment (n=156 total).

714 All animals were pair-housed during quarantine, but index birds were single-housed prior
715 to the start of and for the duration of the priming portion of the experiment. After recovery from
716 priming exposures and immediately following secondary challenge, the index birds were then
717 pair-housed with MG-naïve cagemates to assess pairwise transmission potential during
718 reinfection. For the entirety of their time in captivity, finches were held at constant day length
719 (12L:12D) and temperature, and were fed an *ad libitum* diet (Daily Maintenance Diet,
720 Roudybush Inc., Woodland, CA). Individuals were given food in open-cup dishes for the
721 priming portion of the study (when no transmission could occur due to individual housing).
722 When inoculated birds were pair-housed with pathogen-naïve cagemates to quantify pairwise
723 transmission, all pairs were given a two-port hanging tube feeder to mimic the feeder type most
724 likely to facilitate transmission in the wild (34, 66).

725 *Inoculation*

726 Stock inocula were grown in Frey's broth media with 15% swine serum (FMS) and
727 provided by D.H. Ley, North Carolina State University, College of Veterinary Medicine,
728 Raleigh, NC, USA. All inocula were stored at -80°C and thawed and diluted immediately before
729 use. Inoculation dilutions for priming exposures were calculated using the starting viable count
730 of 10^7 CCU/ml of VA94. To control for the stress of extra handling and inoculation for birds in
731 the repeated low-dose priming group, a randomly selected subset of individuals from the no
732 priming and high-dose priming groups were given a sham inoculation of sterile FMS on priming
733 days 1, 3, 5, 7 and 9 (Fig. 1). No effect of this sham treatment was detected on disease ($F =$
734 0.048 , $df = 30$, $P = 0.83$) or infection outcomes ($F = 1.28$, $df = 12$, $P = 0.28$) compared to control
735 animals not given sham inoculations.

736

737 *Pathogen load quantification*

738 Both conjunctival sacs were swabbed for 5 seconds using separate sterile cotton swabs
739 dipped in tryptose phosphate broth (TPB) and eluted in a single tube containing 300uL of TPB.
740 Samples were kept on ice until frozen at -20°C and remained frozen until thawed for DNA
741 extraction. DNA was extracted using Qiagen DNeasy 96 Blood and Tissue kits (Qiagen,
742 Valencia, CA). Quantitative polymerase chain reaction (qPCR) was performed using a Bio-Rad
743 C1000 CFX96 Real-time System (Hercules, CA). Primers and probes that target the Mgc2 gene
744 of MG were used, and a standard curve of 2.98×10^1 to 2.98×10^8 copy numbers was produced
745 using a plasmid containing a 303 bp Mgc2 insert (67). Cycling parameters used were as follows:
746 95°C for 3 minutes then 40 cycles of 95°C for 3 seconds followed by 60°C for 30 seconds.