

1 **Trophic cascade driven by behavioural fine-tuning as naïve prey rapidly**  
2 **adjust to a novel predator**

3

4 CHRIS J. JOLLY\*<sup>1</sup>, ADAM S. SMART<sup>1</sup>, JOHN MOREEN<sup>2</sup>, JONATHAN K. WEBB<sup>3</sup>, GRAEME R.

5 GILLESPIE<sup>1,4</sup> AND BEN L. PHILLIPS<sup>1</sup>

6 <sup>1</sup>School of BioSciences, University of Melbourne, Parkville Vic 3010 Australia

7 <sup>2</sup>Kenbi Rangers, Mandorah NT 0822 Australia

8 <sup>3</sup>School of Life Sciences, University of Technology Sydney, Broadway NSW 2007 Australia

9 <sup>4</sup>Flora and Fauna Division, Department of Environment and Natural Resources, Northern Territory

10 Government, Berrimah NT 0828 Australia

11

12

13 **\*Correspondence:**

14 C. Jolly

15 Email: [cjolly1@student.unimelb.edu.au](mailto:cjolly1@student.unimelb.edu.au)

16

17

18

19

20

21 November 2019

22

23 **Keywords:** Behavioural fine-tuning, novel predator, predator-prey dynamics, trophic

24 cascade

25 **The arrival of novel predators can trigger trophic cascades driven by shifts in prey**  
26 **numbers. Predators also elicit behavioural change in prey populations, via plasticity and**  
27 **rapid evolution, and such behavioural responses by prey may also contribute to trophic**  
28 **cascades. Here we document the effects of a novel predator on the behaviour and**  
29 **demography of a native prey species. We reveal rapid behavioural responses in the prey**  
30 **species (grassland melomys, a granivorous rodent) following the introduction of a novel**  
31 **marsupial predator (northern quoll). Within months of quolls appearing, populations of**  
32 **melomys exhibited reduced survival and population declines relative to control**  
33 **populations. Quoll-exposed populations were also significantly shyer than nearby,**  
34 **predator-free populations of conspecifics. This rapid but generalised response to a novel**  
35 **threat was replaced over the following two years with more threat-specific antipredator**  
36 **behaviours (i.e. predator-scent aversion). Predator-exposed populations, however,**  
37 **remained more neophobic than predator-free populations throughout the study. These**  
38 **behavioural responses manifested rapidly in changed rates of seed predation by melomys**  
39 **across treatments. Quoll-exposed melomys populations exhibited lower per-capita seed**  
40 **take rates, and rapidly developed an avoidance of seeds associated with quoll scent, with**  
41 **discrimination playing out over a spatial scale of tens of metres. Presumably the**  
42 **significant and novel predation pressure induced by the introduction of quolls drove**  
43 **melomys to fine-tune their behavioural response through time as the nature of the threat**  
44 **became clearer. These behavioural shifts could reflect individual plasticity in behaviour or**  
45 **may be adaptive shifts from natural selection imposed by quoll predation. Our study**  
46 **provides a rare insight into the rapid ecological and behavioural shifts enacted by prey to**  
47 **mitigate the impacts of a novel predator and shows that trophic cascades can be strongly**  
48 **influenced by behavioural as well as numerical responses.**

## 49 INTRODUCTION

50 Predation is one of the most pervasive and powerful forces acting on populations. Not only  
51 does predation directly impact a population's demography (Schoener & Spiller 1996), it also  
52 imposes natural selection (Abrams 2000). Although pervasive, predation is not a constant.  
53 The pressure that predators impose on populations will vary through time and space (Lima  
54 & Dill 1990; Sih 1992) as a consequence of tightly coupled predator-prey dynamics; prey  
55 switching; or stochastic processes. The fact that predation is not constant, and that  
56 antipredator defences may be costly, suggests that flexible, plastic responses to predation  
57 pressure will often be favoured (Sih *et al.* 2000; Berger *et al.* 2001). There is, in fact, a great  
58 deal of empirical evidence that plastic responses to predation are common (e.g. Relyea  
59 2003; Brown *et al.* 2013; Cunningham *et al.* 2019): investment in antipredator traits across  
60 morphology, life-history, and behaviour is often flexible, and dependent on the perceived  
61 risk of predation.

62 As well as impacting prey populations, it is increasingly apparent that predators play  
63 a powerful role in structuring communities (Estes *et al.* 2011). Some of our best evidence for  
64 this comes from the introduction of predators to naïve communities. Invasive predators can  
65 cause extinctions (Medina *et al.* 2011; Woinarski *et al.* 2015; Doherty *et al.* 2016), and alter  
66 trophic structures and ecosystem function within recipient communities (Courchamp *et al.*  
67 2003; Simberloff *et al.* 2013). We typically think of these cascading outcomes as purely  
68 numeric effects: predators depress the size of prey populations, and the altered numbers of  
69 prey can cause cascading numerical changes down trophic levels (e.g. Ripple *et al.* 2001).  
70 These numerical effects are undeniably important, but the fact that predators can also elicit  
71 phenotypic change in prey populations – through plasticity and natural selection – means  
72 that subtler ecological effects may also manifest. Prey species living in a landscape of fear

73 may forage at different times, or in different places compared with the same species in a  
74 predator-free environment (Laundre *et al.* 2010). Such behavioural shifts will alter all  
75 downstream species interactions in potentially complex ways (e.g. Fortin *et al.* 2005; Suraci  
76 *et al.* 2016).

77 Because predator invasions are rarely intentional or anticipated, there is a scarcity of  
78 controlled empirical work on the effects of novel predators on recipient communities and  
79 the mechanisms via which these effects play out (but see Lapiedra *et al.* 2018; Pringle *et al.*  
80 2019). Such tests are needed, however, if we are to predict invasive species impacts,  
81 advance conservation management (Sih *et al.* 2010), and improve our understanding of how  
82 communities are structured (Sax *et al.* 2007). Here, we exploit a conservation-motivated  
83 predator introduction, and show that (as well as numerical effects) rapid shifts in prey  
84 behaviour occurred, and these behavioural shifts caused measurable change in downstream  
85 trophic interactions.

86 Northern quolls (*Dasyurus hallucatus*) were, until recently, a common predator  
87 across northern Australia. They have declined over the last several decades, following the  
88 general decline in northern Australian mammals (Woinarski *et al.* 2015), thought to be  
89 driven by changes in grazing, fire, and predation regimes (Braithwaite & Griffiths 1994).  
90 More recently, the invasion of toxic invasive prey (cane toads, *Rhinella marina*) has resulted  
91 in dramatic, range-wide population declines in northern quolls (Shine 2010; Oakwood *et al.*  
92 2016). Due to local extinction, northern quolls are now absent from large tracts of their  
93 former range and their ecological function as a medium-sized mammalian predator has  
94 been lost (Moore *et al.* 2019). For their conservation, northern quolls have recently been  
95 introduced to a number of offshore islands where they have never previously existed. We  
96 exploit the introduction of northern quolls to a new island to directly test the effects of

97 quolls as a novel predator on an island ecosystem and observe how native prey adjust to  
98 mitigate the impacts of their arrival.

99 In 2017, a population of 55 “toad-smart” northern quolls were introduced to a  
100 25km<sup>2</sup> island off the coast of north-western Northern Territory, Australia (Kelly 2019). Prior  
101 to this introduction, Indian Island (Kabal) lacked mammalian predators, and large native  
102 reptilian predators had recently been reduced to near extinction by the invasion of cane  
103 toads. The introduction of northern quolls provided a unique opportunity to test the effects  
104 of the arrival of a novel predator in a system that has been isolated from major mammalian  
105 predators for thousands of years.

106

## 107 **METHODS**

### 108 *Introduction of northern quolls*

109 In May 2017, 55 adult northern quolls were introduced to the north-eastern tip of Indian  
110 Island, Bynoe Harbor, Northern Territory, Australia (12°37'24.60"S, 130°30'0.72"E) to field  
111 test the conservation strategy of targeted gene flow (Kelly & Phillips 2016). Quolls are a  
112 voracious, opportunistic generalist predator (< 1.5kg; Oakwood 1997), and their  
113 introduction presented a unique opportunity to monitor the behavioural and demographic  
114 impacts on grassland melomys (*Melomys burtoni*), a native mammalian granivorous prey  
115 species (mean body mass 56 g, 5.6–103.7g). Immediately prior to the introduction of quolls,  
116 we started monitoring populations of melomys in one woodland and two monsoon vine  
117 thicket plots in the vicinity of where quolls were to be released and radio tracked. After  
118 quolls were introduced and tracked it became immediately apparent that quolls were  
119 largely avoiding monsoon vine thicket sites and these sites were dropped from the on-going  
120 monitoring. For this reason, we only present data from before the introduction of quolls

121 from one invaded site. Most of our data compare quoll-invaded versus quoll-free sites over  
122 time, commencing within a few months of quoll arrival.

123

#### 124 *Melomys population monitoring*

125 To determine whether the arrival of a novel predator resulted in demographic impacts  
126 (population size and survival) to native prey species, we monitored populations of melomys  
127 on Indian Island, during four trips occurring in May (site 1) and August 2017 (sites 2–7), April  
128 2018 (sites 1–7), and May 2019 (sites 1–7). Melomys were caught from seven independent  
129 1ha (100 m x 100 m) plots (sites 1–7) spread out across Indian Island using a standard mark-  
130 recapture trapping regime designed for a monitoring project (Begg *et al.* 1983; Kemper *et al.*  
131 1987). Four “impact”, quoll-invaded sites were established in the north of the island in the  
132 vicinity of where quolls were released and three “control”, quoll-free sites were established  
133 in the south of the island. Sites in the north (quoll-invaded) and south (quoll-free) of the  
134 island were between 8.7 and 9.8km apart (Table 1) and were composed of similar habitat  
135 types. The northern and southern sections of Indian Island are divided by mangrove habitat  
136 which is inundated at high tide. We assumed quolls would be confined to the northern half  
137 of the island for at least a few years. Cage and camera trapping as well as track surveys  
138 confirmed that quolls were present at the “impact” sites and absent from the “control” sites  
139 for the duration of the study (Jolly *et al.* unpub. data).

140

141

142

143

144

145 **Table 1.** Pairwise distance matrix between sites on Indian Island, Northern Territory, Australia. Quolls were  
146 present at sites 1–4 and quolls were absent at sites 5–7 for the duration of the study.

Distance (m)	Site 1	Site 2	Site 3	Site 4	Site 5	Site 6	Site 7
Site 1							
Site 2	270						
Site 3	260	350					
Site 4	400	300	250				
Site 5	8760	9030	8710	9000			
Site 6	8470	8730	8450	8070	300		
Site 7	9670	9920	9590	9820	1260	1500	

147

148 Each of the seven monitoring sites consisted of 100 Elliott traps (Elliott Scientific  
149 Equipment, Upwey, Victoria) spaced at 10 m intervals in a 10 x 10 grid. Most trapping grids  
150 were open for four nights, however, the first trapping grid (site 1, May 2017) was open for  
151 six nights. After four trap nights, the majority of the melomys population had been captured  
152 at least once (Jolly *et al.* 2019). Traps were baited with peanut butter and rolled oats. These  
153 baits were replaced daily for the duration of each trapping session. Traps were checked for  
154 captures early each morning and all traps were cleared within two hours of sunrise.

155 Captured melomys were weighed (g) and sexed. Before release, each melomys was  
156 implanted with a microchip (Trovan Unique ID100). On successive mornings, all melomys  
157 were scanned (Trovan LID575 Handheld Reader), and any new individuals were  
158 microchipped. On the last morning of each trapping session, all melomys caught were  
159 retained for behavioural assays. Throughout the study 435 individual melomys were  
160 captured and given microchips. Of these, 191 (44%) were caught on the final night of  
161 trapping and were retained for behavioural trials. Only large, healthy juveniles ( $n = 12$ ),  
162 adult males ( $n = 83$ ), and adult non-visibly pregnant females ( $n = 96$ ) were retained for  
163 behavioural experiments. Indian Island is remote and uninhabited by humans, so all

164 behavioural experiments were conducted in the field under near natural conditions (see  
165 Jolly *et al.* 2019 for detailed experimental procedures).

166

167 *Modified open field tests*

168 We employed modified open field tests (also referred to as emergence tests: see Brown &  
169 Braithwaite 2004; López *et al.* 2005; Carter *et al.* 2013; Jolly *et al.* 2019) to assess boldness  
170 in grassland melomys and whether the arrival of a novel predator resulted in behavioural  
171 shifts in invaded populations. All open field tests were conducted on the night after the last  
172 trap night (night 5) and in opaque-walled experimental arenas (540mm x 340mm x 370mm).  
173 Experimental arenas were modified plastic boxes that had an inverted Elliott trap sized hole  
174 cut in one end and were illuminated by strings of red LED lights (Jolly *et al.* 2019). Each  
175 experimental arena had natural sand as substrate, and a bait ball located both in the centre  
176 and along one wall of the arena (Jolly *et al.* 2019). After dark, Elliott traps containing a  
177 melomys were inserted into the hole in the side of each experimental arena and melomys  
178 were allowed to habituate for 10 min. At the start of each trial, Elliott trap doors were  
179 locked open – the inverted orientation of the trap prevented them from being triggered  
180 closed. Melomys were given 10 min to explore the open field arena. After 10 min,  
181 individuals were rounded back into their retreat (the Elliott trap) and a novel object (plastic  
182 bowl) was placed at the end of the arena opposite the Elliott trap (Jolly *et al.* 2019).  
183 Melomys were then given a further 10 min to explore the arena and interact with the novel  
184 object. Elliott traps remained open during the open field tests and melomys could shelter  
185 and emerge from them under their own volition. All trials were recorded using a GoPro  
186 HERO 3. A previous study in this system determined that melomys showed repeatable  
187 behaviour between trials (Jolly *et al.* 2019), therefore the data presented in this study were



188 from a single behavioural trial of each animal ( $n = 191$ ). Once trials were complete, each  
189 melomys was released at its point of capture.

190 To measure the boldness of individual melomys, we scored three behaviours  
191 typically associated with boldness and neophobia in rodents (Dielenberg & McGregor 2001;  
192 McGregor *et al.* 2002; Réale *et al.* 2007; Cremona *et al.* 2015): whether melomys fully  
193 emerged from their Elliott trap hide and entered the open arena during the 0–10 min period  
194 (scored 0 or 1, respectively); whether they fully emerged and entered the trial arena during  
195 the 10–20 min period (scored 0 or 1); and whether they interacted (made contact) with the  
196 novel object that was placed in the arena during the 10–20 min period (scored 0 or 1).  
197 Videos were scored by a single observer who was blind to each melomys' origin and  
198 identity. Because interacting with the novel object was predicated on a melomys'  
199 willingness to emerge from their hide during the 10–20 min period, for analysis we  
200 combined their emergence during this period and interaction with the novel object into a  
201 single binary score: 0 (neophobic) = did not emerge or emerged but did not interact with  
202 novel object; or 1 (not neophobic): emerged and interacted with novel object.

203

#### 204 *Seed removal plots*

205 To assess whether the arrival of a novel predator affected the seed harvesting behaviour of  
206 granivorous melomys, we established seed removal plots at each site and sampled them  
207 each trapping session (night 6). After trapping and open field tests were conducted and  
208 melomys had been returned to their capture location, we set up 81 seed plots at each site  
209 by scraping away leaf litter with a shovel to create bare earth plots. These bare earth plots  
210 were created so that they were located in the centre between four Elliott traps within the  
211 10x10 trapping grid. Just before dark on the night of the seed removal experiment, we

212 placed a single wheat seed in the centre of each bare earth plot. These seeds were either  
213 unscented, control seeds ( $n = 40$ ) or predator-scented seeds that had been maintained in a  
214 sealed clip-lock bag filled with freshly collected northern quoll fur ( $n = 41$ ). The placement of  
215 predator-scented and unscented seeds was alternated so that there was a chequered  
216 arrangement of scented and unscented seeds across the site. To ensure that the predator-  
217 scent was strong enough to be detected by melomys, along with the predator-scented  
218 seeds, we also placed a few strands of quoll fur around the predator-scented seeds. Before  
219 light the next morning, we returned back to each plot and counted the number of seeds of  
220 each scent-type that were removed from the plot. Melomys are the only nocturnal  
221 granivorous animal that occurs on Indian Island, and to avoid diurnal granivorous birds from  
222 removing seeds we conducted this experiment during the night only.

223

#### 224 *Wildfire on northern Indian Island*

225 Immediately following our monitoring and experiments in August 2017, a wildfire broke out  
226 on northern Indian Island in the vicinity of the four quoll-invaded sites and burnt through all  
227 of the sites. Because of this, our experimental design is confounded by the fact that all of  
228 our quoll-invaded sites were burnt, and all of our quoll-free sites were unburnt. Fire is a  
229 regular disturbance in this landscape (Andersen *et al.* 2005), and previous work has shown  
230 little effect of fire on abundance, survival or recruitment of grassland melomys (Griffiths &  
231 Brook 2015; Liedloff *et al.* 2018). Nonetheless, this confound exists and we proceed with  
232 caution when interpreting the effects of quolls on population size and survival of melomys.

233

#### 234 *Statistical analysis*

235 During trapping sessions we identified individual melomys that were captured at each site  
236 by their unique microchips. Because melomys on Indian Island have very small home ranges  
237 (tending to be caught in the same or adjacent traps throughout the trapping period: Jolly *et*  
238 *al.* unpub. data) and since we never observed captures of melomys marked at other sites  
239 (Jolly *et al.* unpub. data), we treated each site as independent with regard to demographics  
240 and behaviour (Table 1).

241 To estimate between-session survival, we analysed the mark-recapture data to  
242 estimate recapture and survival rates using Cormack-Jolly-Seber models in program MARK.  
243 At each site, there were three primary trapping sessions of four nights, for a total of 12 time  
244 intervals in the input file. Because quolls prey on melomys, we hypothesised that survival  
245 rates of melomys would be lower between trapping sessions at sites with quolls than at  
246 sites without quolls. We included two groups, quoll-free (control) and quoll-invaded  
247 (impact), in the input file. We ran a series of models in MARK to test the following *a priori*  
248 hypotheses: (1) survival rates between sessions are lower at quoll-free sites than at quoll-  
249 invaded sites; (2) survival rates are lower between sessions than within sessions, but are  
250 unaffected by quolls; (3) survival is constant through time; and (4) survival varies through  
251 time. All candidate models were ranked according to their AICc values and associated AIC  
252 weights (Burnham & Anderson 1998).

253 To test whether the presence of quolls impacted melomys population size, we used  
254 a hierarchical model in which population size was made a function of quoll  
255 presence/absence, capture session, and the interaction between these factors. Population  
256 size at each site during each session is estimated in this process, and we fitted this model in  
257 a Bayesian framework. Our observations consisted of a capture history for each observed  
258 individual over the number of nights at each site for each trapping session. We denoted the

259 number of individuals at site  $s$  during session  $k$  as  $N_{ks}$ . To estimate  $N_{ks}$  we used a closed  
260 population mark-recapture analysis in which each individual,  $l$ , was either observed, or not,  
261 according to a Bernoulli distribution:

$$262 \quad O_{iks} \sim \text{Bernoulli}(d_s)$$

263 Our previous MARK analysis found clear evidence for variation in detection probability  
264 across sessions, but detection probabilities of melomys on Indian Island had previously been  
265 found not to vary measurably between individuals nor to change over time within a trapping  
266 session (Jolly *et al.* 2019). Thus, we made detection probability a function of session  
267 according to:

$$268 \quad \text{logit}(d_s) = \mu_d + t_s$$

269 Where  $d_s$  denotes the expected detection probability within session  $s$ ,  $\mu_d$  is the expected  
270 detection probability in the first session, and  $t_s$  denotes the (categorical) effect of session on  
271 detection.

272 We used the “data augmentation” method (Tanner & Wong 1987; Royle *et al.* 2007;  
273 Kery & Schaub 2011) in combination with this detection probability to estimate  $N_{ks}$  for each  
274 site.session. Using this approach, the data were ‘padded’ by adding an arbitrary number of  
275 zero-only encounter histories of ‘potential’ unobserved individuals. The augmented dataset  
276 was modelled as a zero-inflated model (Royle *et al.* 2007) which changes the problem from  
277 estimating a count, to estimating a proportion. This was executed by adding a latent binary  
278 indicator variable,  $R_{iks}$ , to classify each row in the augmented data matrix as a ‘real’  
279 individual or not, where  $R_{iks} \sim \text{Bernoulli}(\Omega_{ks})$ . The parameter  $\Omega_{ks}$  was estimated from the data,  
280 and  $N_{ks} = \sum_i R_{iks}$ .

281 We then made  $\Omega_{ks}$  (which scales with population size) a function of quoll  
282 presence/absence,  $q_c$ ; session,  $b_k$ ; and the interaction between the two:

283 
$$\text{logit}(\Omega_{ks}) = \mu_p + q_c + b_k + \gamma_{ck}$$

284 The model was fitted using Bayesian Markov Chain Monte Carlo (MCMC) methods  
285 and minimally informative priors (Table 2) within the package JAGS (Plummer *et al.* 2017)  
286 using R (R Core Team 2019). Parameter estimates were based on 30,000 iterations with a  
287 thinning interval of 5 following a 10,000 sample burn-in. Three MCMC chains were run, and  
288 model convergence assessed by eye, and using the Gelman-Rubin diagnostic (Gelman &  
289 Rubin 1992a, 1992b).

290 To assess whether the introduction of quolls affected the behaviour of melomys  
291 populations, we divided the responses of melomys in open field tests into two independent  
292 response variables: the proportion that emerged during the 0-10 min period; and the  
293 proportion that emerged and interacted with the novel object during the 10-20 min period.  
294 We used generalised linear mixed-effects models with binomial errors and a logit link to test  
295 the effect of quoll presence and trapping session, with site included as a random effect, on  
296 the behavioural response variables. *P*-values were obtained by likelihood ratio tests of the  
297 full model with the effect in question against the model without the effect. This analysis was  
298 performed using R with the *lme4* software package (R Core Team 2019).

299 To assess whether the numerical impact of quolls on melomys affected the seed  
300 harvesting rate of invaded melomys populations, we first examined the relationship  
301 between melomys population size (estimated above) and the total number of seeds  
302 harvested in the control (unscented) seeds. Here we used a simple linear model with  
303 number of seeds harvested as a function of population size, quoll presence/absence and the  
304 interaction between these effects. To test whether there was an additional effect of quoll  
305 presence, beyond their effect on population size, we defined a new variable,  $\Delta$ , as the  
306 difference in seed take between scented and unscented treatments within each site.session.

307 Here any effect of melomys density is cancelled out (because density is common to both  
308 treatments within each site.session). Thus, we fitted a model in which  $\Delta$  is a function of  
309 quoll presence/absence, session and the interaction between these effects. These analyses  
310 were performed using R (R Core Team 2019).

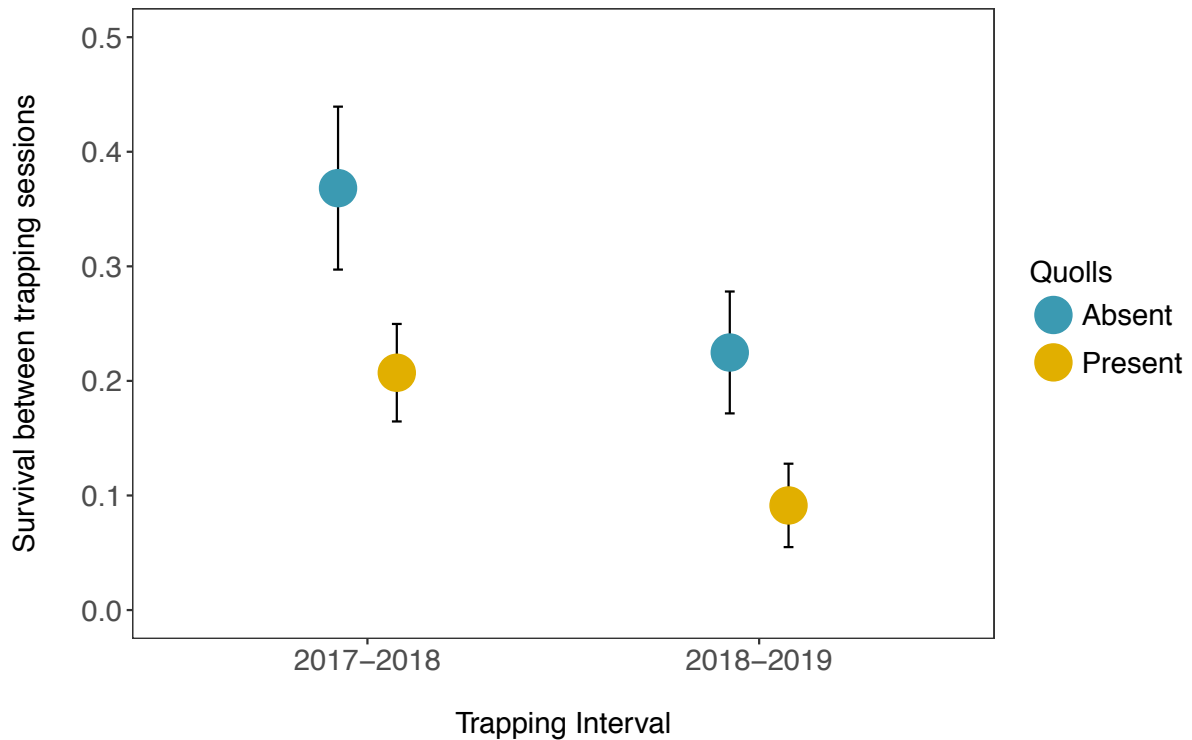
311

## 312 **RESULTS**

### 313 *Effect of novel predator on survival*

314 When we assessed the impact of quolls on melomys survival between trapping sessions the  
315 best supported model was one in which survival rates between sessions were lower at  
316 quoll-invaded sites than at quoll-free sites, and recapture rates were session-dependent  
317 (Table 2). All other models were more than 4 AIC units from this best model, and so clearly  
318 inferior descriptions of the data. From the best-supported model, estimates of apparent  
319 survival for the intervals between the capture sessions were substantially higher at quoll-  
320 free sites ( $S_{2017-2018} = 0.368$ ;  $S_{2018-2019} = 0.225$ ) than at quoll-invaded sites ( $S_{2017-2018} = 0.207$ ;  
321  $S_{2018-2019} = 0.091$ ; Fig. 1). The differing survival probability between sessions is largely  
322 explained by the time difference between intervals (2017–2018 = 9 months vs. 2018–2019  
323 = 13 months; Fig. 2).

324



325

326 **Figure 1.** Between trapping session survival ( $\pm$  s.e.) of grassland melomys (*Melomys burtoni*) on Indian Island

327 in quoll-invaded ( $n = 4$ ) and quoll-free ( $n = 3$ ) populations on Indian Island, Northern Territory, Australia.

328

329 **Table 2.** Results of Cormack-Jolly-Seber analyses used to compare survival ( $\Phi$ ) and recapture ( $p$ ) probabilities

330 of grassland melomys (*Melomys burtoni*) on Indian Island, Northern Territory, Australia. The symbols ‘.’ and ‘t’

331 refer to constant and time, respectively. Table shows AIC values and associated AIC weights, model likelihood,

332 number of parameters ( $N$ ), and model deviance. The term ‘w/b’ indicates that within trapping session survival

333 rates ( $s_1$ - $s_3$ ,  $s_5$ - $s_7$ ,  $s_9$ - $s_{11}$ ) were constant and equivalent, and different to the between trapping session survival

334 rates ( $s_4$ ,  $s_8$ ). The term ‘group w/b’ is as above, except that between trapping session survival rates differed

335 between the two groups.

Model	AICc	Delta AICc	AICc Weights	Model Likelihood	N	Deviance
Phi (group w/b) p(t)	1688.629	0	0.92162	1	16	477.5224
Phi (w/b) p(t)	1693.562	4.933	0.07823	0.0849	14	486.6202
Phi (t) p (t)	1706.168	17.5394	0.00014	0.0002	21	484.553
Phi (g*t) p(t)	1712.896	24.2675	0	0	32	467.664
Phi (t) p (g*t)	1718.863	30.2344	0	0	32	473.631
Phi (t) p (.)	1719.862	31.2339	0	0	12	517.0641
Phi (t) p (g)	1720.751	32.1229	0	0	13	515.8843

336

337 *Effect of novel predator on population size*

338 Populations of melomys declined dramatically in quoll-invaded sites in the year following

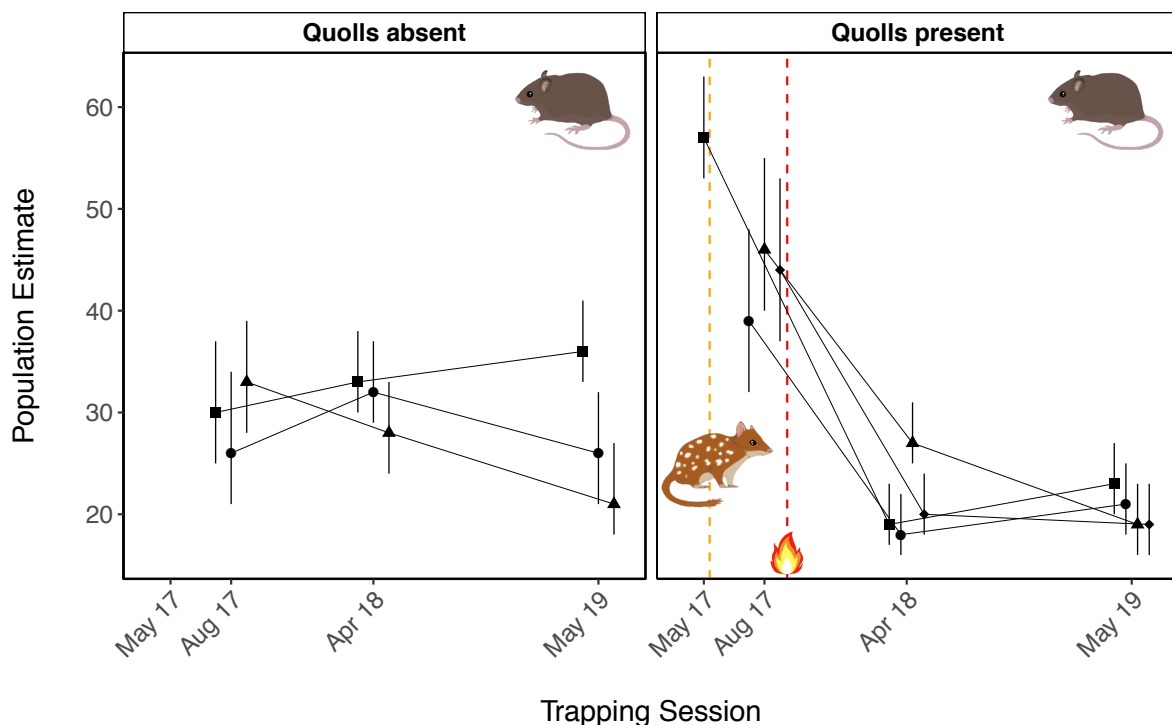
339 their introduction but not in quoll-free sites (Fig. 2). A strong negative interaction between

340 the presence of quolls and trapping session in 2018 (mean = -1.194, 95% credible interval [-

341 1.732, -0.665]) and 2019 (mean = -1.097, 95% confidence interval [-1.652, -0.551]) suggested

342 that the presence of quolls dramatically impacted these populations of melomys (Fig. 2;

343 Table 3).



344

345 **Figure 2.** Posterior mean population sizes ( $N_{ks} \pm 95\%$  CI) for quoll-invaded and quoll-free populations of

346 grassland melomys (*Melomys burtoni*) on Indian Island, Northern Territory, Australia. The orange dotted

347 vertical line denotes the timing of the introduction of quolls. The red dotted vertical line denotes the timing of

348 an unplanned fire that burnt through the quoll-invaded sites. Estimates assume closure of the population

349 within each session and detection probability that varies across sessions.

350

351

352



353 **Table 3.** Model parameters and their priors including prior distributions, standard deviation, estimated  
 354 posterior means and their 95% credible intervals. N denotes normal probability distribution with mean and  
 355 standard deviation.

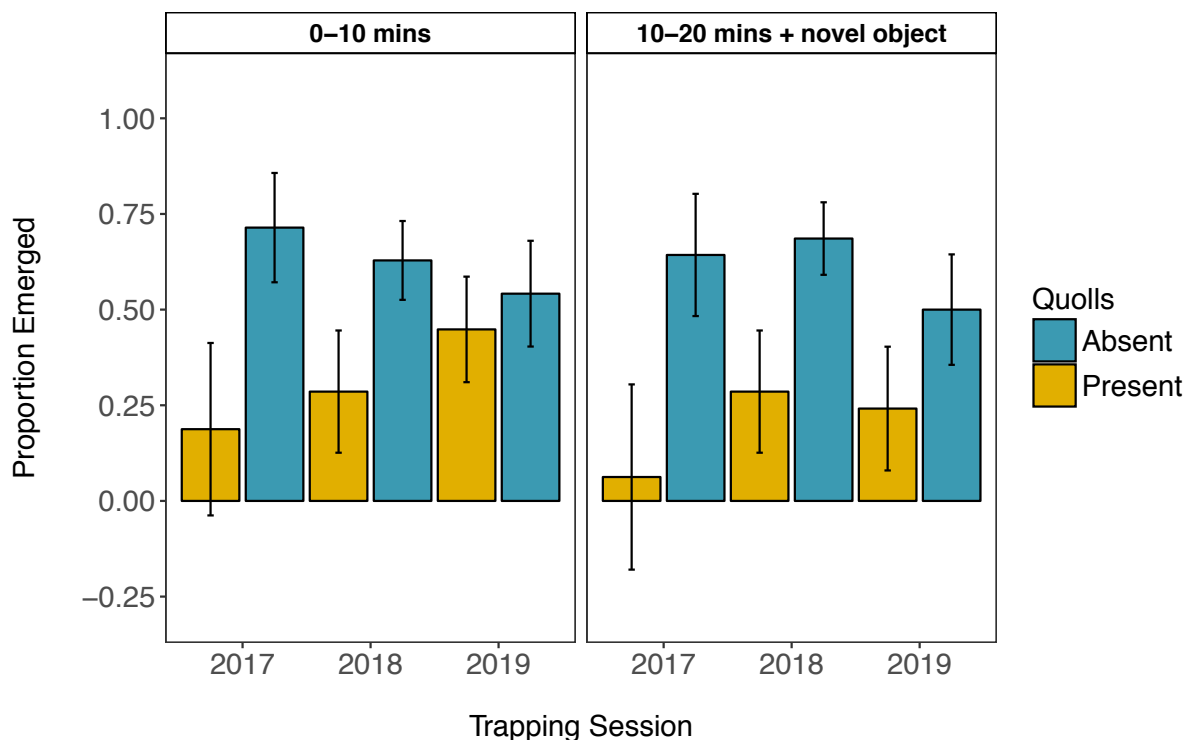
Model Parameters				
Name for parameter	Parameter	Prior (mean, SD)	Posterior mean	95% credible intervals
<b>Detection:</b>				
Intercept for detection	$\mu_d$	N (0, 2.71)	-0.938	-1.118, -0.760
Effect of session 2 on detection	$t_2$	N (0, 2.71)	0.592	0.332, 0.852
Effect of session 3 on detection	$t_3$	N (0, 2.71)	0.458	0.179, 0.730
<b>Population size:</b>				
Intercept for Omega	$\mu_p$	N (0, 2.71)	-0.906	-1.222, -0.583
Quoll Presence	$r_2$	N (0, 2.71)	0.698	0.314, 1.093
Trapping Session 2	$b_2$	N (0, 2.71)	0.061	-0.360, 0.478
Trapping Session 3	$b_3$	N (0, 2.71)	-0.100	-0.527, 0.339
Interaction 1 [Quoll Presence * Trapping Session 2]	$\gamma_{2,2}$	N (0, 2.71)	-1.194	-1.732, -0.665
Interaction 2 [Quoll Presence * Trapping Session 3]	$\gamma_{2,3}$	N (0, 2.71)	-1.097	-1.652, -0.551

356

357 *Effects of novel predator on prey behaviour*

358 For the proportion of melomys emerging in open field tests during the 0–10 min period,  
 359 there was a significant interaction between quoll presence and trapping session ( $\chi^2$  (5) =  
 360 4.386,  $P$  = 0.04; Fig. 3). There was no interaction between quoll presence and trapping  
 361 session for the proportion of melomys emerging and interacting with the novel object  
 362 during 10–20 min period ( $\chi^2$  (5) = 2.567,  $P$  = 0.109; Fig. 3). The model without this

363 interaction, however, revealed a significant effect of quoll presence on the neophobic  
364 behaviour of melomys in open field tests, with fewer melomys emerging from hiding and  
365 interacting with the novel object during the 10–20 min period of open field tests from sites  
366 where quolls were present than from sites where quolls were absent ( $\chi^2(5) = -4.696, P <$   
367  $0.001$ ; Fig. 3).  
368



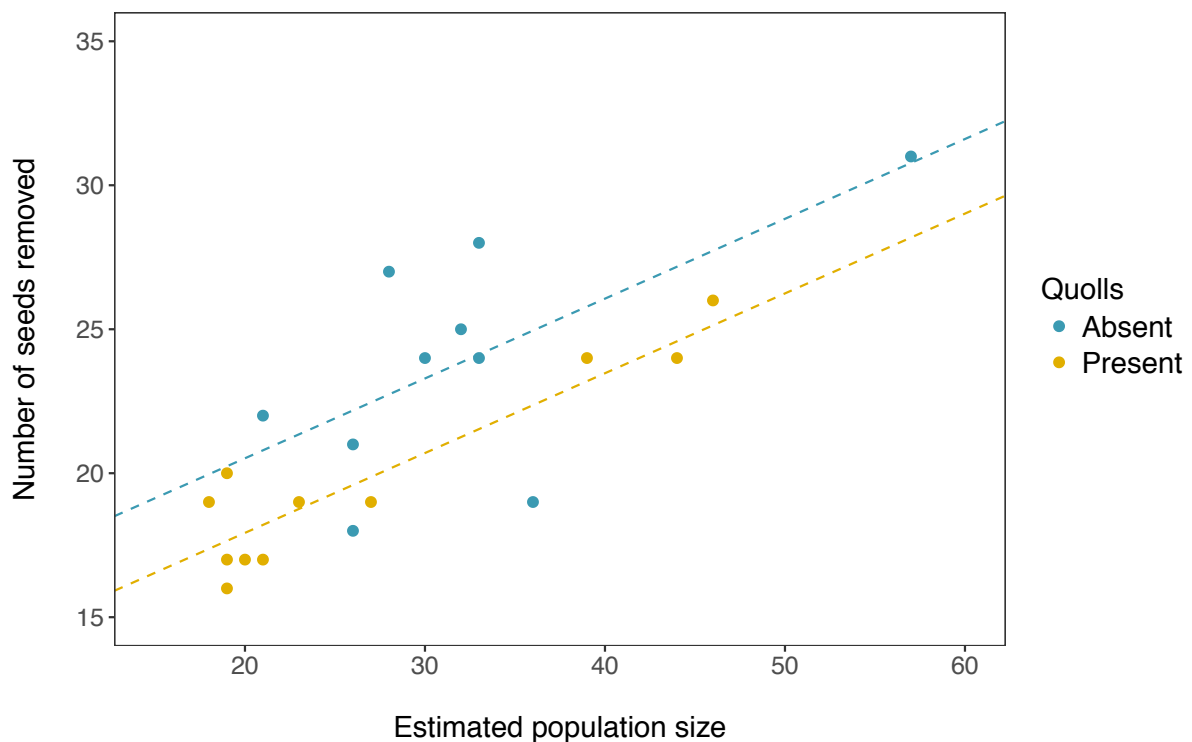
369  
370 **Figure 3.** Mean proportion ( $\pm$  s.e.) of grassland melomys (*Melomys burtoni*) emerging from hiding during open  
371 field tests from quoll-invaded sites in 2017 ( $n = 16$ ), 2018 ( $n = 28$ ) and 2019 ( $n = 29$ ), and quoll-free sites in  
372 2017 ( $n = 14$ ), 2018 ( $n = 35$ ) and 2019 ( $n = 24$ ) on Indian Island, Northern Territory, Australia.

373

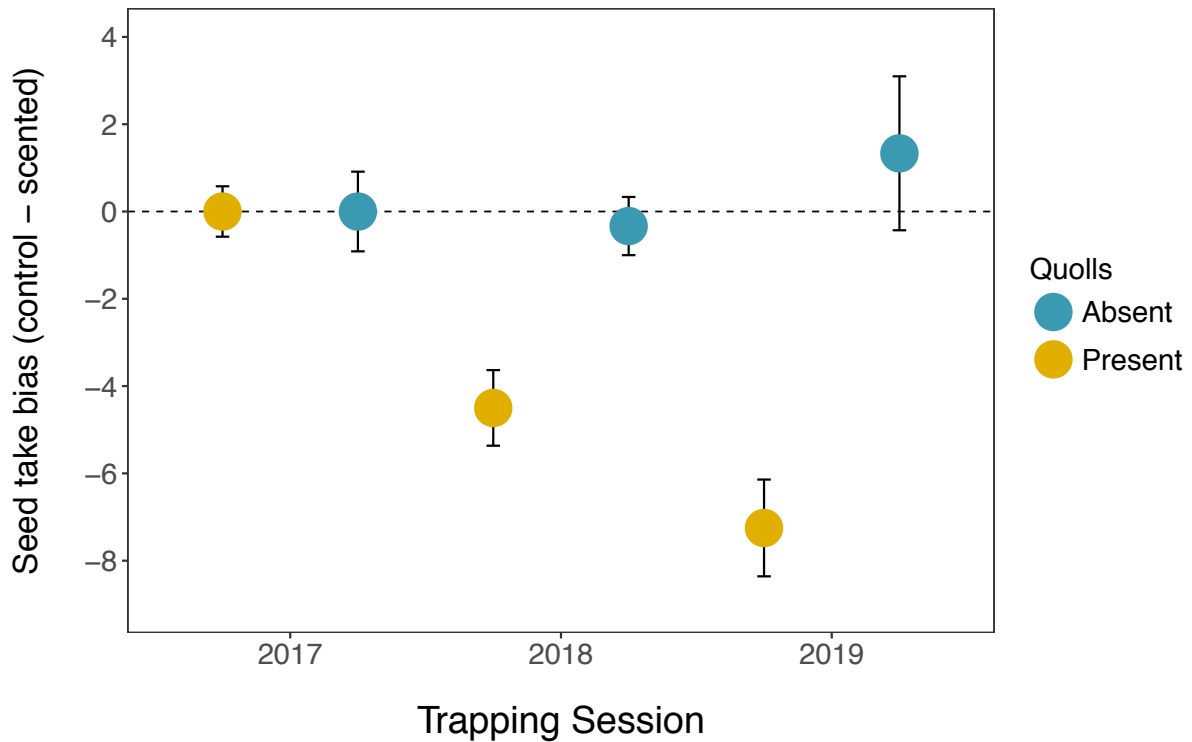
#### 374 *Effects of novel predator on seed harvesting and predator-scent aversion*

375 There was a very clear positive relationship between melomys density and seed take ( $t_{18} =$   
376  $5.112, P < 0.001$ ; Fig. 4) and a clear negative relationship between quoll presence and seed  
377 take ( $t_{18} = -2.344, P = 0.031$ ; Fig. 4). There was, however, no interaction between melomys

378 density and quoll presence ( $t_{18} = -0.251$ ,  $P = 0.805$ ; Fig. 4). When we looked at the difference  
379 in seed take ( $\Delta$ ) between scent treatments within site.session, a striking pattern emerges, in  
380 which there is a clear interaction between the presence of quolls and session ( $F_{3,17} = 18.61$ ,  
381  $P < 0.001$ ; Fig. 5). Soon after the introduction of quolls to Indian Island in 2017, responses of  
382 melomys to predator-scented seeds were indistinguishable between populations with and  
383 without quolls, however, the difference in the responses of melomys diverged after quolls  
384 had been present for one (2018) and two years (2019), respectively (Fig. 5).



385  
386 **Figure 4.** Effect of estimated population size on the number of control, unscented seeds removed from seed  
387 plots ( $n = 21$ ) in quoll-invaded and quolls-free sites. Dotted lines denote the effect of quoll presence on seed  
388 removal rate.



389

390 **Figure 5.** Mean ( $\pm$  s.e.) difference ( $\Delta$ ) between the number of control, unscented seeds and predator-scented  
391 seeds removed by melomys from quoll-invaded ( $n = 3$ ; 2017 &  $n = 4$ ; 2018-19) and quoll-free ( $n = 4$ ; 2017 &  $n =$   
392 3; 2018-19) sites during each trapping session.

393

#### 394 **DISCUSSION**

395 The introduction of northern quolls to Indian Island was associated with lowered survival

396 (Fig. 1) and an immediate drop in population size (Fig. 2) in quoll-invaded melomys

397 populations. This numerical effect on melomys density had an immediate impact on seed

398 predation rates (Fig. 4), because seed take is strongly associated with the density of

399 melomys in this system. This is a classic trophic cascade: predation suppresses herbivore

400 density, which reduces the pressure that herbivores place on primary producers. Our study,

401 however, also reveals an additional, subtler, cascade effect; driven by altered prey

402 behaviour rather than by altered prey density (Fig. 3 & 5).

403           Within months of quolls appearing on the island, invaded populations of melomys  
404 were significantly shyer than nearby, predator-free populations of conspecifics (Fig. 3). This  
405 rapid but generalised response to a novel threat appears to have had a subtle effect on seed  
406 predation rates: when we examine unscented seeds, per capita seed take is slightly lower in  
407 quoll-invaded populations (Fig. 4). This generalised response appears to have been  
408 supplemented over time with more threat-specific antipredator behaviours (Fig. 5).  
409 Although the willingness of predator-exposed melomys to emerge from shelter (i.e.  
410 boldness) converged through time with that of predator-free melomys, predator-exposed  
411 melomys continued to be more neophobic than their predator-free conspecifics throughout  
412 the study (Fig. 3). Meanwhile, predator-scent aversion, as evidenced by seed plots, steadily  
413 increased over time (Fig. 5). Presumably the significant and novel predation pressure  
414 induced by the introduction of quolls resulted in selection on behaviour and/or learning in  
415 impacted rodent populations, allowing them to fine-tune their behavioural response  
416 (decrease general shyness, but maintain neophobia, and respond to specific cues) as the  
417 nature of the threat became clearer. These changing behavioural responses imply a  
418 generalised reduction in seed take that also becomes fine-tuned over time, with high risk  
419 sites (those that smell of predators) ultimately displaying substantially much lower seed  
420 take than low risk sites. Thus, we see a reduction in seed take that applies to the entire  
421 landscape becoming a fine-grained response, varying on a spatial scale measured in the tens  
422 of metres.

423           Predation is a pervasive selective force in most natural systems, driving evolutionary  
424 change in prey morphology, physiology, life history and behaviour. Unlike morphology and  
425 physiology, however, the labile nature of behaviour makes it a particularly powerful trait for  
426 rapid response in a changing world (Réale *et al.* 2007; Dall & Griffith 2014). Behavioural

427 comparisons of wild populations exposed to differing predation regimes provides some  
428 support for the prediction that reduced boldness would be selected for under high  
429 predation scenarios (Åbjörnsson *et al.* 2004; Bell 2005; Brydges *et al.* 2008) and that the  
430 appearance of novel predators can result in bold individuals becoming shyer (Niemelä *et al.*  
431 2012), however, the opposite pattern of response can also occur (Brown *et al.* 2005; Urban  
432 2007) or behavioural phenotypes can be unrelated to predation regime (Laurila 2000;  
433 Carlson & Langkilde 2014). Interestingly, a number of studies have demonstrated that  
434 individuals from high-predation areas were quicker to emerge (Harris *et al.* 2010) and were  
435 bolder and more aggressive (Bell & Sih 2007; Dingemanse *et al.* 2007) than predator-naïve  
436 conspecifics. Although we found the opposite pattern to this immediately following the  
437 arrival of a novel predator, by the second year after predator introduction we found the  
438 emergence latency and boldness of melomys converging with that of predator-free  
439 populations. It is plausible that with more time they may become bolder than their  
440 predator-free conspecifics (by way of compensating for additional costs of acquiring food).  
441 Thus, it is clear that the behavioural state of the population is dynamic, and it seems likely  
442 this dynamism (and perhaps the capacity of the prey species to identify specific threats) may  
443 explain some of the variation between earlier studies.

444         Although boldness may change over time, neophobia, as a generalised adaptive  
445 response to predation pressure, is now well supported across a number of studies (Crane *et al.*  
446 2019). Individuals living under high predation risk scenarios have been shown to typically  
447 display generalized neophobia (Brown *et al.* 2015; Elvidge *et al.* 2016), and neophobia can  
448 increase the survival of predator-naïve individuals in initial encounters with predators  
449 (Ferrari *et al.* 2015; Crane *et al.* 2018). Certainly, in our study, predator-exposed melomys

450 were significantly more neophobic than their predator-free conspecifics; an effect  
451 maintained throughout the study.

452         Despite reduced survival, significant population declines, and clear behavioural  
453 changes in invaded populations, it is impossible to determine with certainty from our data  
454 whether changes in the behaviour of predator-invaded melomys populations are the result  
455 phenotypic plasticity (learning) or natural selection. The low between trapping session  
456 survival ( $S_{2017-2018} = 0.207$ ;  $S_{2018-2019} = 0.091$ ; Fig. 1) of melomys in quoll-invaded  
457 populations means few individuals survive between sessions, so natural selection is a  
458 possibility, and selection on these behavioural traits is potentially very strong. Although  
459 behavioural changes in predator-invaded populations have been documented in a few  
460 systems where predator introductions have been staged and experimentally controlled  
461 (Lapiedra *et al.* 2018; Blumstein *et al.* 2019; Cunningham *et al.* 2019; Pringle *et al.* 2019),  
462 elucidating whether these observed changes arise because of behavioural plasticity or  
463 natural selection can be exceptionally difficult. Rapid behavioural responses of vulnerable  
464 prey to recovered predators has been observed in a single prey generation, presumably  
465 due to behavioural plasticity (Berger *et al.* 2001; Cunningham *et al.* 2019). Similarly,  
466 behavioural adjustments to an introduced predator have been observed as a result of  
467 natural selection on advantageous behavioural traits (Lapiedra *et al.* 2018). In this study,  
468 although we had measures of individual behaviour, our between session recapture rates of  
469 these individuals was sufficiently low that we had no longitudinal data on the behaviour of  
470 individuals to test whether individuals were adjusting their behaviour or whether natural  
471 selection was resulting in population-level change. It thus remains possible (and quite  
472 likely) that both mechanisms were in play.

473           Although northern quolls represent a novel predator to melomys on Indian Island,  
474 the two species' shared evolutionary history on the northern Australian mainland may  
475 provide some explanation as to why this staged introduction resulted in rapid, finely-tuned  
476 behavioural adjustment in melomys, rather than extinction. Isolation from predators can  
477 rapidly result in the loss of antipredator behaviours from a prey species' behavioural  
478 repertoire (Blumstein & Daniel 2005; Jolly *et al.* 2018a), dramatically increasing an  
479 individual's susceptibility to predation following the introduction of either predator or prey  
480 (Carthey & Banks 2014; Jolly *et al.* 2018b). But such outcomes are not inevitable: length of  
481 isolation, co-evolutionary history, degree of predator novelty, density-dependent effects,  
482 population size, and pre-existing predator-prey associations (Berger *et al.* 2001; Blumstein  
483 2006; Banks & Dickman 2007; Sih *et al.* 2010; Carthey & Banks 2014) are all likely to be  
484 hugely influential in determining whether an invaded population adjusts to the invader or  
485 proceeds towards extinction. Recently, a conservation introduction of Tasmanian devils to  
486 an island previously lacking them found that their possum prey rapidly adjusted their  
487 foraging behaviour to accommodate this newly arrived predator (Cunningham *et al.* 2019).  
488 Despite possums having lived on the island in isolation from devils since the 1950s,  
489 presumably, their long evolutionary history together on mainland Tasmania had them  
490 primed to respond to this predatory archetype (Sih *et al.* 2010; Carthey & Banks 2014;  
491 Cunningham *et al.* 2019). This shared evolutionary history is likely responsible for both  
492 possums' and melomys' ability to rapidly mount appropriate antipredator responses to the  
493 introduction of these predators. The predators are novel within an individual's lifetime, but  
494 the individual's ancestors have encountered them before.

495           Such considerations are of more than just theoretical interest. While native  
496 Australian mammals clearly possess the ability to rapidly respond to some evolutionary



497 novel predators under certain circumstances (Carthey & Banks 2014; Blumstein *et al.* 2019),  
498 many native mammals have been unable to mount rapid and/or effective enough defences  
499 to thwart the invasion of evolutionarily novel predators (cats, foxes). This situation has led  
500 to widespread predator-driven extinction on the Australian continent, resulting in Australia  
501 leading the world in modern mammal extinctions (Woinarski *et al.* 2015).

502         Although our study documented dramatic population declines in predator-invaded  
503 melomys populations, and we are assigning the causation of these declines to the  
504 introduction of quolls, we need to address the unplanned, confounding factor of the fire  
505 that burnt through northern Indian Island after completion of our population monitoring  
506 and behavioural assays in 2017 (Fig. 2). Such fires are commonplace in the Australian wet-  
507 dry tropics (Russell-Smith & Yates 2007); a regular disturbance that is often rapidly offset by  
508 the annual monsoon driven wet season. Since our sites are composed of grass-free  
509 woodland, the fire that burnt through them mostly burnt leaf-litter (though it reached the  
510 mid-storey in other parts of the island). While this likely reduced the short-term availability  
511 of food and cover for melomys, it is unlikely to directly explain the demographic effects we  
512 observed (Fig. 1 & 2). A previous study investigating the effect of fire regimes on native  
513 mammals in savanna woodland in Kakadu National Park, Northern Territory was unable to  
514 detect an effect of fire frequency or intensity on the survival or recruitment of grassland  
515 melomys, despite finding fire impacts in all other co-occurring native mammals studied  
516 (Griffiths & Brook 2015). Interestingly, even in a system where fire is much more infrequent  
517 and significantly more intense (e.g. mesic habitats of eastern Australia), grassland melomys  
518 were found to be relatively unaffected by a wildfire that caused significant impacts to a co-  
519 occurring native rodent, and any demographic impacts felt by melomys were entirely absent  
520 within months of the fire (Liedloff *et al.* 2018). Additionally, the most dramatic behavioural

521 difference (boldness and neophobia) between quoll-invaded and quoll-free sites was  
522 observed immediately prior to the occurrence of the fire (early August vs. mid-August 2017;  
523 Fig 2 & 3). For the behavioural changes we observed that were potentially confounded by  
524 fire, such as predator-scent aversion, we would expect to see these effects decreasing with  
525 time since fire if fire was driving this response, instead we see the opposite trend (Fig. 5).  
526 Finally, if food had become strongly limiting as a consequence of the fire, we would expect  
527 to have observed an increase in seed take in the burned (quoll-invaded) sites, instead we  
528 saw a decrease. For these reasons, we suspect the fire was unlikely to be directly  
529 responsible for the demographic effects to melomys we observed, and fire cannot in any  
530 way explain the response we observed to quoll-scented seeds. We, therefore, believe our  
531 interpretation of these changes as being driven mostly by the addition of a novel predator  
532 to the system is the most parsimonious and globally coherent interpretation of the data.  
533 Fires in northern Australian savannas have, however, been shown to reduce cover for prey  
534 species, facilitating and improving the hunting ability of predators (McGregor *et al.* 2014).  
535 There is, therefore, a strong possibility that this fire may have facilitated the hunting  
536 capabilities of quolls, increased the predation pressure and selection on behaviour imposed  
537 by their arrival in this system.

538         Although our results suggest that invaded melomys populations are beginning to  
539 adjust to the presence of northern quolls as a novel predator on Indian Island, there has  
540 been no sign of demographic recovery from the addition of this predation pressure on the  
541 island (Fig. 1 & 2). Data from our seed removal experiment clearly demonstrated that the  
542 function of melomys as seed harvesters and dispersers scales with density (Fig. 4). Trophic  
543 cascades resulting from the addition and loss of predators from ecosystems has been  
544 observed in a number of systems globally (Ripple *et al.* 2001; Terborgh *et al.* 2001; Estes *et*

545 *al.* 2011), and the results can profoundly shape entire systems. As the only rodent and the  
546 dominant granivore in this system, while melomys populations may not go extinct as a  
547 result of quoll invasion, their reduced abundance and weakened ability to harvest and  
548 disperse seeds may have dramatic, yet to be observed, longer-term consequences for the  
549 vegetation structure and ecosystem function of Indian Island (McConkey & O’Farrill 2016).  
550 Currently, grass is a rare vegetation feature on Indian island (though it is a dominant feature  
551 of savanna woodlands generally), and this is quite possibly a result of the high density of  
552 melomys on this (previously) predator-free island. The presence of quolls may well change  
553 that, as both numerical and behaviour responses of melomys cascade down to the grass  
554 community.

555         Empirical research on the effects of novel predators on recipient communities under  
556 controlled conditions on a landscape-scale is exceptionally difficult and remains relatively  
557 rare. The introduction of threatened predators to landscapes from which they have been  
558 lost (Cunningham *et al.* 2019) or where they are entirely novel (Lapiedra *et al.* 2018),  
559 however, provides a unique opportunity to observe how naïve prey can respond to novel  
560 predators, and the mechanisms by which predators can structure communities. Our study  
561 provides empirical support that some impacted prey populations can adjust rapidly to the  
562 arrival of a novel predator via a generalised behavioural response (decreased boldness)  
563 followed by development of a species-specific antipredator response (behavioural fine-  
564 tuning). The arrival of the novel predator set off a trophic cascade that was driven, not only  
565 by changed prey density, but also by changed prey behaviour. Thus, rapid adaptive shift may  
566 allow prey populations to persist, but large-scale, system-wide changes may still follow.

567 **Acknowledgments**

568 Thanks to Kenbi Traditional Owners (Raelene and Zoe Singh) for land access permission and  
569 Kenbi Rangers for assistance in the field. Special thanks to Kenbi Rangers Brett Bigfoot, Rex  
570 Edmunds, Jack Gardner, Ian McFarlane, Dale Singh, and Rex Singh for continued field  
571 assistance throughout this project. Thanks to Kenbi Ranger Co-ordinator Steven Brown for  
572 logistical support in the field. Thanks to Alana de Laive for graphic design of figures. Thanks  
573 to Ella Kelly and Naomi Indigo for logistical and moral support on the island.

574

575 **Funding information**

576 This research was funded by an Australian Research Council Linkage Grant (JKW and BP  
577 LP150100722). In kind support was provided by Kenbi Rangers and the Northern Territory  
578 Government Department of Environment and Natural Resources, Flora and Fauna  
579 Division (via GRG). CJJ was supported by an Australian Postgraduate Award and the  
580 Holsworth Wildlife Research Endowment.

581

582 **Data availability**

583 The datasets generated and analysed during this study are available via figshare.com.  
584 <https://doi.org/10.26188/5dd8fe5651e8b> is currently embargoed but access can be granted  
585 on request.

586 **REFERENCES**

- 587 Åbjörnsson, K., Hansson, L.-A. & Brönmark, C. (2004). Responses of prey from habitats with  
588 different predator regimes: local, adaptation and heritability. *Ecology*, 85, 1859–  
589 1866.
- 590 Abrams, P.A. (2000). The evolution of predator-prey interactions: theory and evidence.  
591 *Annu. Rev. Ecol. Syst.*, 31, 79–105.
- 592 Andersen, A.N., Cook, G.D., Corbett, L.K., Douglas, M.M., Eager, R.W., Russell-Smith, J., *et al.*  
593 (2005). Fire frequency and biodiversity conservation in Australian tropical savannas:  
594 implications from the Kapalga fire experiment. *Austral Ecol*, 30, 155–167.
- 595 Banks, P.B. & Dickman, C.R. (2007). Alien predation and the effects of multiple levels of prey  
596 naiveté. *Trends in Ecology & Evolution*, 22, 229–230.
- 597 Begg, R., Walsh, B., Woerle, F. & King, S. (1983). Ecology of *Melomys burtoni*, the grassland  
598 melomys (Rodentia: Muridae) at Cobourg Peninsula, N.T. *Wildlife Research*, 10, 259–  
599 267.
- 600 Bell, A.M. (2005). Behavioural differences between individuals and two populations of  
601 stickleback (*Gasterosteus aculeatus*): behavioural syndromes. *Journal of Evolutionary*  
602 *Biology*, 18, 464–473.
- 603 Bell, A.M. & Sih, A. (2007). Exposure to predation generates personality in threespined  
604 sticklebacks (*Gasterosteus aculeatus*). *Ecology Letters*, 10, 828–834.
- 605 Berger, J., Swenson, J.E. & Persson, I.-L. (2001). Recolonizing carnivores and naive prey:  
606 conservation lessons from pleistocene extinctions. *Science*, 291, 1036–1039.
- 607 Blumstein, D.T. (2006). The multipredator hypothesis and the evolutionary persistence of  
608 antipredator behavior. *Ethology*, 112, 209–217.

- 609 Blumstein, D.T. & Daniel, J.C. (2005). The loss of anti-predator behaviour following isolation  
610 on islands. *Proceedings of the Royal Society B: Biological Sciences*, 272, 1663–1668.
- 611 Blumstein, D.T., Letnic, M. & Moseby, K.E. (2019). *In situ* predator conditioning of naive prey  
612 prior to reintroduction. *Phil. Trans. R. Soc. B*, 374, 20180058.
- 613 Braithwaite, R. & Griffiths, A. (1994). Demographic variation and range contraction in the  
614 northern quoll, *Dasyurus hallucatus* (Marsupialia: Dasyuridae). *Wildlife Research*, 21,  
615 203.
- 616 Brown, C. & Braithwaite, V.A. (2004). Size matters: a test of boldness in eight populations of  
617 the poeciliid *Brachyraphis episcopi*. *Animal Behaviour*, 68, 1325–1329.
- 618 Brown, C., Jones, F. & Braithwaite, V. (2005). *In situ* examination of boldness–shyness traits  
619 in the tropical poeciliid, *Brachyraphis episcopi*. *Animal Behaviour*, 70, 1003–1009.
- 620 Brown, G.E., Elvidge, C.K., Ramnarine, I., Ferrari, M.C.O. & Chivers, D.P. (2015). Background  
621 risk and recent experience influences retention of neophobic responses to  
622 predators. *Behav Ecol Sociobiol*, 69, 737–745.
- 623 Brown, G.E., Ferrari, M.C.O., Elvidge, C.K., Ramnarine, I. & Chivers, D.P. (2013).  
624 Phenotypically plastic neophobia: a response to variable predation risk. *Proceedings*  
625 *of the Royal Society B: Biological Sciences*, 280, 20122712–20122712.
- 626 Brydges, N.M., Colegrave, N., Heathcote, R.J.P. & Braithwaite, V.A. (2008). Habitat stability  
627 and predation pressure affect temperament behaviours in populations of three-  
628 spined sticklebacks. *J Anim Ecology*, 77, 229–235.
- 629 Burnham, K.P. & Anderson, D.R. (1998). *Model selection and inference: a practical*  
630 *information-theoretic approach*. Springer, New York.
- 631 Carlson, B.E. & Langkilde, T. (2014). No evidence of selection by predators on tadpole  
632 boldness. *Behav*, 151, 23–45.

- 633 Carter, A.J., Feeney, W.E., Marshall, H.H., Cowlshaw, G. & Heinsohn, R. (2013). Animal  
634 personality: what are behavioural ecologists measuring? *Biological Reviews*, 88, 465–  
635 475.
- 636 Carthey, A.J.R. & Banks, P.B. (2014). Naïveté in novel ecological interactions: lessons from  
637 theory and experimental evidence. *Biological Reviews*, 89, 932–949.
- 638 Courchamp, F., Chapuis, J.-L. & Pascal, M. (2003). Mammal invaders on islands: impact,  
639 control and control impact. *Biological Reviews*, 78, 347–383.
- 640 Crane, A.L., Brown, G.E., Chivers, D.P. & Ferrari, M.C.O. (2019). An ecological framework of  
641 neophobia: from cells to organisms to populations. *Biol Rev*, brv.12560.
- 642 Crane, A.L., Chivers, D.P. & Ferrari, M.C.O. (2018). Embryonic background risk promotes the  
643 survival of tadpoles facing surface predators. *PLoS ONE*, 13, e0193939.
- 644 Cremona, T., Mella, V.S.A., Webb, J.K. & Crowther, M.S. (2015). Do individual differences in  
645 behavior influence wild rodents more than predation risk? *Journal of Mammalogy*,  
646 96, 1337–1343.
- 647 Cunningham, C.X., Johnson, C.N., Hollings, T., Kreger, K. & Jones, M.E. (2019). Trophic  
648 rewilding establishes a landscape of fear: Tasmanian devil introduction increases  
649 risk-sensitive foraging in a key prey species. *Ecography*, ecog.04635.
- 650 Dall, S.R.X. & Griffith, S.C. (2014). An empiricist guide to animal personality variation in  
651 ecology and evolution. *Front. Ecol. Evol.*, 2, 1–7.
- 652 Dielenberg, R.A. & McGregor, I.S. (2001). Defensive behavior in rats towards predatory  
653 odors: a review. *Neuroscience & Biobehavioral Reviews*, 25, 597–609.
- 654 Dingemanse, N.J., Wright, J., Kazem, A.J.N., Thomas, D.K., Hickling, R. & Dawnay, N. (2007).  
655 Behavioural syndromes differ predictably between 12 populations of three-spined  
656 stickleback. *J Anim Ecology*, 76, 1128–1138.

- 657 Doherty, T.S., Glen, A.S., Nimmo, D.G., Ritchie, E.G. & Dickman, C.R. (2016). Invasive  
658 predators and global biodiversity loss. *Proc Natl Acad Sci USA*, 113, 11261–11265.
- 659 Elvidge, C.K., Chuard, P.J.C. & Brown, G.E. (2016). Local predation risk shapes spatial and  
660 foraging neophobia patterns in Trinidadian guppies. *Curr Zool*, 62, 457–462.
- 661 Estes, J.A., Terborgh, J., Brashares, J.S., Power, M.E., Berger, J., Bond, W.J., *et al.* (2011).  
662 Trophic downgrading of planet Earth. *Science*, 333, 301–306.
- 663 Ferrari, M.C.O., McCormick, M.I., Meekan, M.G. & Chivers, D.P. (2015). Background level of  
664 risk and the survival of predator-naive prey: can neophobia compensate for predator  
665 naivety in juvenile coral reef fishes? *Proc. R. Soc. B*, 282, 20142197.
- 666 Fortin, D., Beyer, H.L., Boyce, M.S., Smith, D.W., Duchesne, T. & Mao, J.S. (2005). Wolves  
667 influence elk movements: behavior shapes a trophic cascade in Yellowstone National  
668 Park. *Ecology*, 86, 1320–1330.
- 669 Gelman, A. & Rubin, D.B. (1992a). Inference from iterative simulation using multiple  
670 sequences. *Statistical Science*, 7, 457–472.
- 671 Gelman, A. & Rubin, D.B. (1992b). [Practical Markov Chain Monte Carlo]: Rejoinder:  
672 replication without contrition. *Statistical Science*, 7, 503–511.
- 673 Griffiths, A.D. & Brook, B.W. (2015). Fire impacts recruitment more than survival of small-  
674 mammals in a tropical savanna. *Ecosphere*, 6, 1–22.
- 675 Harris, S., Ramnarine, I.W., Smith, H.G. & Pettersson, L.B. (2010). Picking personalities apart:  
676 estimating the influence of predation, sex and body size on boldness in the guppy  
677 *Poecilia reticulata*. *Oikos*, 119, 1711–1718.
- 678 Jolly, C.J., Webb, J.K. & Phillips, B.L. (2018a). The perils of paradise: an endangered species  
679 conserved on an island loses antipredator behaviours within 13 generations. *Biol.*  
680 *Lett.*, 14, 20180222.



- 681 Jolly, C.J., Kelly, E., Gillespie, G.R., Phillips, B. & Webb, J.K. (2018b). Out of the frying pan:  
682 Reintroduction of toad-smart northern quolls to southern Kakadu National Park.  
683 *Austral Ecology*, 43, 139–149.
- 684 Jolly, C.J., Webb, J.K., Gillespie, G.R., Hughes, N.K. & Phillips, B.L. (2019). Bias averted:  
685 personality may not influence trappability. *Behav Ecol Sociobiol*, 73, 129.
- 686 Kelly, E. (2019). *Targeted gene flow for conservation: northern quolls and the invasive cane*  
687 *toad*. PhD Thesis. University of Melbourne, Australia.
- 688 Kelly, E. & Phillips, B.L. (2016). Targeted gene flow for conservation. *Conservation Biology*,  
689 30, 259–267.
- 690 Kemper, C.M., Kitchener, D.J., Humphreys, W.F., How, R.A., Bradley, A.J. & Schmitt, L.H.  
691 (1987). The demography and physiology of *Melomys* sp. (Rodentia: Muridae) in the  
692 Mitchell Plateau area, Kimberley, Western Australia. *Journal of Zoology*, 212, 533–  
693 562.
- 694 Kery, M. & Schaub, M. (2011). *Bayesian Population Analysis using WinBUGS: A Hierarchical*  
695 *Perspective*. Elsevier Science & Technology, San Diego, United States.
- 696 Lapiedra, O., Schoener, T.W., Leal, M., Losos, J.B. & Kolbe, J.J. (2018). Predator-driven  
697 natural selection on risk-taking behavior in anole lizards. *Science*, 360, 1017–1020.
- 698 Laundre, J.W., Hernandez, L. & Ripple, W.J. (2010). The landscape of fear: ecological  
699 implications of being afraid. *TOECOLJ*, 3, 1–7.
- 700 Laurila, A. (2000). Behavioural responses to predator chemical cues and local variation in  
701 antipredator performance in *Rana temporaria* tadpoles. *Oikos*, 88, 159–168.
- 702 Liedloff, A.C., Wilson, J.C. & Engeman, R.M. (2018). The effect of wildfire on population  
703 dynamics for two native small mammal species in a coastal heathland in Queensland,  
704 Australia. *Acta Oecologica*, 88, 58–64.

- 705 Lima, S.L. & Dill, L.M. (1990). Behavioral decisions made under the risk of predation: a  
706 review and prospectus. *Can. J. Zool.*, 68, 619–640.
- 707 López, P., Hawlena, D., Polo, V., Amo, L. & Martín, J. (2005). Sources of individual shy–bold  
708 variations in antipredator behaviour of male Iberian rock lizards. *Animal Behaviour*,  
709 69, 1–9.
- 710 McConkey, K.R. & O’Farrill, G. (2016). Loss of seed dispersal before the loss of seed  
711 dispersers. *Biological Conservation*, 201, 38–49.
- 712 McGregor, H.W., Legge, S., Jones, M.E. & Johnson, C.N. (2014). Landscape management of  
713 fire and grazing regimes alters the fine-scale habitat utilisation by feral cats. *PLoS*  
714 *ONE*, 9, e109097.
- 715 McGregor, I.S., Schrama, L., Ambermoon, P. & Dielenberg, R.A. (2002). Not all ‘predator  
716 odours’ are equal: cat odour but not 2,4,5 trimethylthiazoline (TMT; fox odour)  
717 elicits specific defensive behaviours in rats. *Behavioural Brain Research*, 129, 1–16.
- 718 Medina, F.M., Bonnaud, E., Vidal, E., Tershy, B.R., Zavaleta, E.S., Josh Donlan, C., *et al.*  
719 (2011). A global review of the impacts of invasive cats on island endangered  
720 vertebrates. *Glob. Change Biol.*, 17, 3503–3510.
- 721 Moore, H.A., Dunlop, J.A., Valentine, L.E., Woinarski, J.C.Z., Ritchie, E.G., Watson, D.M., *et al.*  
722 (2019). Topographic ruggedness and rainfall mediate geographic range contraction  
723 of a threatened marsupial predator. *Divers Distrib*, ddi.12982.
- 724 Niemelä, P.T., DiRienzo, N. & Hedrick, A.V. (2012). Predator-induced changes in the boldness  
725 of naïve field crickets, *Gryllus integer*, depends on behavioural type. *Animal*  
726 *Behaviour*, 84, 129–135.
- 727 Oakwood, M. (1997). The Ecology of the Northern Quoll, *Dasyurus hallucatus*. PhD Thesis.  
728 Australian National University, Australia.

- 729 Oakwood, M., Woinarski, J.C.Z. & Burnett, S. (2016). *Dasyurus hallucatus* (northern quoll).  
730 The IUCN Red List of Threatened Species 2016:  
731 e.T6295A21947321. [http://dx.doi.org/10.2305/IUCN.UK.2016-](http://dx.doi.org/10.2305/IUCN.UK.2016-2.RLTS.T6295A21947321.en)  
732 2.RLTS.T6295A21947321.en. Downloaded on 31 October 2019.
- 733 Plummer, M., Stukalov, A. & Denwood, M. (2017). rjags: Bayesian graphical models using  
734 MCMC. URL <http://CRAN.R-project.org/package=rjags>. R package version, 2, 0-4.
- 735 Pringle, R.M., Kartzinel, T.R., Palmer, T.M., Thurman, T.J., Fox-Dobbs, K., Xu, C.C.Y., *et al.*  
736 (2019). Predator-induced collapse of niche structure and species coexistence.  
737 *Nature*, 570, 58–64.
- 738 R Core Team. (2019). *R: A Language and Environment for Statistical Computing*. R  
739 Foundation for Statistical Computing, Vienna.
- 740 Réale, D., Reader, S.M., Sol, D., McDougall, P.T. & Dingemanse, N.J. (2007). Integrating  
741 animal temperament within ecology and evolution. *Biological Reviews*, 82, 291–318.
- 742 Relyea, R.A. (2003). Predators come and predators go: the reversibility of predator-induced  
743 traits. *Ecology*, 84, 1840–1848.
- 744 Ripple, W.J., Larsen, E.J., Renkin, R.A. & Smith, D.W. (2001). Trophic cascades among wolves,  
745 elk and aspen on Yellowstone National Park’s northern range. *Biological*  
746 *Conservation*, 102, 227–234.
- 747 Royle, J.A., Dorazio, R.M. & Link, W.A. (2007). Analysis of multinomial models with unknown  
748 index using data augmentation. *Journal of Computational and Graphical Statistics*,  
749 16, 67–85.
- 750 Russell-Smith, J. & Yates, C.P. (2007). Australian savanna fire regimes: context, scales,  
751 patchiness. *Fire Ecology*, 3, 48–63.

- 752 Sax, D., Stachowicz, J., Brown, J., Bruno, J., Dawson, M., Gaines, S., *et al.* (2007). Ecological  
753 and evolutionary insights from species invasions. *Trends in Ecology & Evolution*, 22,  
754 465–471.
- 755 Schoener, T.W. & Spiller, D.A. (1996). Devastation of prey diversity by experimentally  
756 introduced predators in the field. *Nature*, 381, 691–694.
- 757 Shine, R. (2010). The ecological impact of invasive cane toads (*Bufo marinus*) in Australia.  
758 *The Quarterly Review of Biology*, 85, 253–291.
- 759 Sih, A. (1992). Prey uncertainty and the balancing of antipredator and feeding needs. *The*  
760 *American Naturalist*, 139, 1052–1069.
- 761 Sih, A., Bolnick, D.I., Luttbeg, B., Orrock, J.L., Peacor, S.D., Pintor, L.M., *et al.* (2010).  
762 Predator-prey naïveté, antipredator behavior, and the ecology of predator invasions.  
763 *Oikos*, 119, 610–621.
- 764 Sih, A., Ziemba, R. & Harding, K.C. (2000). New insights on how temporal variation in  
765 predation risk shapes prey behavior. *Trends in Ecology & Evolution*, 15, 3–4.
- 766 Simberloff, D., Martin, J.-L., Genovesi, P., Maris, V., Wardle, D.A., Aronson, J., *et al.* (2013).  
767 Impacts of biological invasions: what’s what and the way forward. *Trends in Ecology*  
768 *& Evolution*, 28, 58–66.
- 769 Suraci, J.P., Clinchy, M., Dill, L.M., Roberts, D. & Zanette, L.Y. (2016). Fear of large carnivores  
770 causes a trophic cascade. *Nature Communications*, 7, 10698.
- 771 Tanner, M.A. & Wong, W.H. (1987). The calculation of posterior distributions by data  
772 augmentation. *Journal of the American Statistical Association*, 82, 528–540.
- 773 Terborgh, J., Lopez, L., Nunez, P., Rao, M., Shahabuddin, G., Orihuela, G., *et al.* (2001).  
774 Ecological meltdown in predator-free forest fragments. *Science*, 294, 1923–1926.

- 775 Urban, M.C. (2007). Risky prey behavior evolves in risky habitats. *Proceedings of the*  
776 *National Academy of Sciences*, 104, 14377–14382.
- 777 Woinarski, J.C.Z., Burbidge, A.A. & Harrison, P.L. (2015). Ongoing unraveling of a continental  
778 fauna: decline and extinction of Australian mammals since European settlement.  
779 *Proceedings of the National Academy of Sciences*, 112, 4531–4540.
- 780