bioRxiv preprint doi: https://doi.org/10.1101/216382; this version posted November 8, 2017. The copyright holder for this preprint (which was not certified by peer review) is the author/funder, who has granted bioRxiv a license to display the preprint in perpetuity. It is made available under aCC-BY-NC 4.0 International license.

Mouse lemurs' use of degraded habitat

Running head: Mouse lemurs use degraded habitat

Simon KNOOP[i,ii*], Lounès CHIKHI[i,iii,iv], Jordi SALMONA[i,iii,iv*]

[i] *Instituto Gulbenkian de Ciencia,* Rua da Quinta Grande 6, P-2780-156 Oeiras, Portugal.

[ii] *Geographisches Institut, Universiät Heidelberg, Heidelberg, Germany*

[iii] *CNRS, Université Paul Sabatier, ENFA, UMR 5174 EDB (Laboratoire Evolution & Diversité Biologique), Toulouse, France*

[iv] *Université de Toulouse, UMR 5174 EDB, Toulouse, France*

*** Corresponding authors:**

Simon Knoop: Email: simon.knoop@gmx.de

Jordi Salmona: Email: jordi.salmona@gmail.com

bioRxiv preprint doi: https://doi.org/10.1101/216382; this version posted November 8, 2017. The copyright holder for this preprint (which was not certified by peer review) is the author/funder, who has granted bioRxiv a license to display the preprint in perpetuity. It is made available under aCC-BY-NC 4.0 International license.

RESEARCH HIGHLIGHTS

- Little differences in the use of degraded forest (DF) between forest types, distribution ranges or conservation status.
- Varying factors potentially affecting DF use, such as food resources, forest structure, tree hole availability and predation.

ABSTRACT

Madagascar is known for its unique biodiversity including its endemic primates, the lemurs. This biodiversity is threatened by deforestation, forest degradation and anthropogenic disturbances. Several mouse lemurs (genus *Microcebus*) have been shown to cope with habitat disturbances and degradation. However, there are 24 recognized mouse lemur species living in very different habitats, and it is not clear whether all these species respond similarly to forest degradation. Here, we review the literature on mouse lemur use of degraded habitat. We further question whether mouse lemurs show variation in degraded habitat use, with respect to forest type, conservation status and distribution range. We show that data on degraded forest (DF) use is available for 14 species and geographically aggregated in a few locations. However, data are scarce for most species, and lacking for almost half of the currently recognized species. Our results however confirm that most mouse lemur species are able to cope with, but do not necessarily respond positively to habitat degradation. We found no variation in degraded habitat use, with respect to forest type, conservation status and distribution range. However, we identified food resources availability, understory structure, predation, and tree hole availability to be the most frequently invoked factors potentially influencing DF use. The relative

bioRxiv preprint doi: https://doi.org/10.1101/216382; this version posted November 8, 2017. The copyright holder for this preprint (which was not certified by peer review) is the author/funder, who has granted bioRxiv a license to display the preprint in perpetuity. It is made available under aCC-BY-NC 4.0 International license.

35 frequency of these four factors vary among forest types suggesting that differences may exist
36 but still require research efforts for ecological and environmental differences among regions to
37 be fully understood.

38 **Key words:** Madagascar, *Microcebus*, habitat alteration, human impact, degraded forest.

39

bioRxiv preprint doi: https://doi.org/10.1101/216382; this version posted November 8, 2017. The copyright holder for this preprint (which was not certified by peer review) is the author/funder, who has granted bioRxiv a license to display the preprint in perpetuity. It is made available under aCC-BY-NC 4.0 International license.

INTRODUCTION

Madagascar is considered one of the world's "hottest" biodiversity hotspots due to its exceptional biodiversity and the high level of threats this diversity faces (Goodman & Benstead, 2005; Myers, Mittermeier, Mittermeier, Da Fonseca, & Kent, 2000). Home to *ca.* 110 currently recognized lemur taxa (Louis Jr. & Lei, 2016; Mittermeier et al., 2014; Setash, Zohdy, Gerber, & Karanewsky, 2017), Madagascar harbors the second-highest primate diversity of all countries and the highest proportion of primate endemism (Mittermeier et al., 2010). Mouse lemur habitats and population sizes are decreasing, while their level of threat is rising, mainly from deforestation, forest degradation, and poaching (IUCN, 2017; Schwitzer et al., 2013; Schwitzer, Mittermeier, et al., 2014). Since 2014, 18 out of 24 recognized mouse lemur species are considered threatened (IUCN, 2017; Schwitzer et al., 2013). This high proportion of threatened species is not surprising if we consider the high rate (>50% between the 1950's and 2000) of forest loss in Madagascar (Schwitzer, Chikhi, et al., 2014). However, they contrast with data suggesting that some species of mouse lemurs are able to use degraded habitat (Ganzhorn, 1995; Mittermeier et al., 2010). Mouse lemurs are commonly observed in degraded forest (we use here a large definition including partially logged, partially deforested, partially cultivated, regenerating forest, but not completely denuded landscape, cf. Methods section for details) (Herrera, Wright, Lauterbur, Ratovonjanahary, & Taylor, 2011; Miller et al., submitted; Randrianambinina, Rasoloharijaona, Rakotondravony, Zimmermann, & Radespiel, 2010), rural areas (Deppe, Randriamiarisoa, Schütte, & Wright, 2007; Ganzhorn, 1987), and in garden environments (Irwin et al., 2010). Aside these evidences, mouse lemurs are forest-dwelling species, and depend on forest for survival (Ganzhorn & Schmid, 1998; Karanewsky & Wright,

bioRxiv preprint doi: https://doi.org/10.1101/216382; this version posted November 8, 2017. The copyright holder for this preprint (which was not certified by peer review) is the author/funder, who has granted bioRxiv a license to display the preprint in perpetuity. It is made available under aCC-BY-NC 4.0 International license.

62 2015). Thus, DF might only harbor sink populations. Understanding the use of DF by mouse
63 lemurs may therefore be crucial to their conservation (Schwitzer et al., 2013).

64 Dry and humid forest species typically have a different diet (Kappeler & Rasoloarison, 2003;
65 Radespiel, 2007), and dry forests generally harbor higher population densities than humid
66 forests (Randrianambinina et al., 2010; Setash et al., 2017). In addition, western dry and eastern
67 humid regions harbor contrasting climatic conditions and climatic extremes that may have led
68 to the development of independent unique resource use strategies (Génin, 2008, 2010; Kobbe
69 & Dausmann, 2009). We therefore ask the following question (Q1): *"Do mouse lemurs vary in*
70 *their responses to DF in humid and dry forests?"*

71 Mouse lemur species show a large diversity of distribution range size. Species with large
72 distribution (e.g. *M. murinus*) show high seasonal variability in feeding behavior and high
73 colonization ability (Radespiel, 2016). Contrastingly, other species are stuck in small areas for
74 yet not always clear reasons. We therefore ask the following question (Q2) *"Do mouse lemur*
75 *species with different distribution ranges vary in their responses to DF?"*

76 Finally, conservation status is primarily based on population and distribution trends as well as
77 on threats faced by the species (IUCN, 2012). In other words, it summarizes a large panel of
78 factors that may be involved in the ability of mouse lemur species to use DF. We therefore
79 question (Q3) if *"species with different conservation status vary in their responses to DF".*

80 This paper reviews mouse lemur DF use and investigate the three abovementioned questions
81 (Q1-3). Finally the present work emphasizes the most commonly invoked and reported factors
82 potentially affecting DF use.

83

bioRxiv preprint doi: https://doi.org/10.1101/216382; this version posted November 8, 2017. The copyright holder for this preprint (which was not certified by peer review) is the author/funder, who has granted bioRxiv a license to display the preprint in perpetuity. It is made available under aCC-BY-NC 4.0 International license.

METHODS

We searched "JSTOR", "Science Direct", "Wiley", "Springer Link", and "Google Scholar" databases as well as all issues of "Lemur News" and "Primate Conservation" for "*Microcebus*", "adaptation", "habitat use" and "habitat degradation". From identified papers we subsequently searched for species, sex, forest type (dry, humid) and degradation level (cf. classification below), type of degraded habitat use reported: positive, neutral and negative responses to DF and factors invoked (diet, habitat characteristics, sleeping sites, seasonal variation in habitat use, daily torpor/hibernation, territoriality, home range size, competition/coexistence). All studies reporting the presence or absence of mouse lemurs in DF and/or assessing mouse lemur habitat or diet preferences were considered. Review papers reporting information from case studies were not considered.

To compare degradation levels and mouse lemur responses to DF described in different manners in the considered studies, we categorized them, based on the terminology used by the authors. The following terms were considered for primary forest: primary, pristine or natural forest, unexploited forest, undisturbed forest, intact forest, continuous canopy, high density of large trees, high tree species diversity, and absence of human activities. For DF, we considered secondary forest, lightly, moderately, severely degraded or disturbed habitat, forest edges, *savoka* (*i.e.* transitional secondary vegetation after abandonment of agriculture (Radespiel et al., 2012)), forest harboring human activities such as logging, mining, charcoal production, cattle grazing, and fire or traces of fire. For cultivated areas, we considered plantations or areas of slash-and-burn agriculture *i.e. tavy*. Open sites, grassland or savanna were categorized as grassland. A factor putatively influencing DF use was considered when specifically investigated in a particular study. Studies conducted by the same researchers, on the same species, in the

bioRxiv preprint doi: https://doi.org/10.1101/216382; this version posted November 8, 2017. The copyright holder for this preprint (which was not certified by peer review) is the author/funder, who has granted bioRxiv a license to display the preprint in perpetuity. It is made available under aCC-BY-NC 4.0 International license.

same study area and presenting similar results were pooled in a "study cluster" (cf. Table 2). Each "study cluster" was treated as one study in the evaluation. Results on more than one species reported in a single study were considered independently. From now on, all single studies and study clusters are called "studies" without distinction.

The taxonomy of mouse lemurs was subject to regular changes within the last decades (Hotaling et al., 2016; Lei et al., 2015; Rasoloarison, Weisrock, Yoder, Rakotondravony, & Kappeler, 2013; Schwitzer et al., 2013; Thiele, Razafimahatratra, & Hapke, 2013). Hence, former species names were modified to fit the latest taxonomy. Both current and original species names are mentioned in Table 2.

We retrieved the size of each species' distribution (extent of occurrence, EOO) from the IUCN red list database (IUCN, 2017). Since there is a large uncertainty in the way EOOs are drawn, we assigned each EOO to one of three categories to distinguish small and large distribution range species: "small" (for microendemic species with very few localities or an area of less than 2100 km²), "large" (for species with large distributions of more than 8350 km², i.e *M. murinus*, *M. griseorufus* and *M. myoxinus*), and "medium". This category comprises the remaining species that do not fall in any of the other two categories (with distributions between 2100 and 8350 km²). This simplification allows little known but restricted species to fall in the "small" category even though their EOO was sometime originally extrapolated from a single location. Studies were geographically represented using ArcGIS (ESRI®). To compare mouse lemurs' use of DF, we categorized the reported responses and/or use of DF into three categories: "positive effect" of forest degradation (mentions of preferential use of DF, higher abundance and greater fitness in DF), "neutral responses" (tolerance to DF, similar abundance at degraded and non-degraded sites, and foraging on cultivated plant species, or no detected differences), "negative responses"

bioRxiv preprint doi: https://doi.org/10.1101/216382; this version posted November 8, 2017. The copyright holder for this preprint (which was not certified by peer review) is the author/funder, who has granted bioRxiv a license to display the preprint in perpetuity. It is made available under aCC-BY-NC 4.0 International license.

(exclusive use or higher abundance in primary forest, reduced fitness, reduced long-term population viability in DF, poaching, increased predation by domestic or wild animals in DF, and increased parasite spillover from humans or domestic animals). Single reports for observations of mouse lemurs in DF were not considered, since they do not indicate clear quantitative DF use trend.

To test for variation in degraded habitat use, with respect to forest type (dry, humid), conservation status and distribution range, we used a two sided Fisher's exact independence test using R (R Core Team, 2015). This research adhered to the American Society of Primatologists' principles for the ethical treatment of primates.

RESULTS

We found a total of 84 studies (see the definition of "studies" in the method section) reporting effects of forest degradation on mouse lemurs. In 75 studies, the species names were specified (Tables 1, 2). In the other nine studies, the species name was not specified and could not be identified based on current taxonomy or geographic data (Table 2). Of these 75 studies, only 24 primarily focused on differential habitat quality use (*i.e.* 32%), but a larger proportion (n=65, *i.e.* 87%) evaluated responses of mouse lemurs towards DF (Table 2). Of these 65 studies, 27 (42%) reported negative, 23 (35%) neutral and 15 (23%) positive responses towards DF (Figure 1a, Tables 1, 2). While at the genus level a larger proportion of studies suggests that DF has a negative effect, our results also confirm that most of the studied mouse lemur species (12 out of 14) are able to use DF (Figure 1a, Table 2). However, reports of DF use are scarce for the majority of mouse lemur species, and unequally distributed across Madagascar. Most studies are concentrated in a few parks and sites with research facilities and long term research

bioRxiv preprint doi: https://doi.org/10.1101/216382; this version posted November 8, 2017. The copyright holder for this preprint (which was not certified by peer review) is the author/funder, who has granted bioRxiv a license to display the preprint in perpetuity. It is made available under aCC-BY-NC 4.0 International license.

programs, such as Kirindy (9 studies), Ankarafantsika (8) and Ranomafana (13) (Figure 2), resulting in a paucity of data for numerous species outside of these parks. Hence, seven species are represented by one or two studies (Figure 1 main graph, Tables 1, 2) and ten species are not represented (e.g. *M. bongolavensis, M. jollyae*).

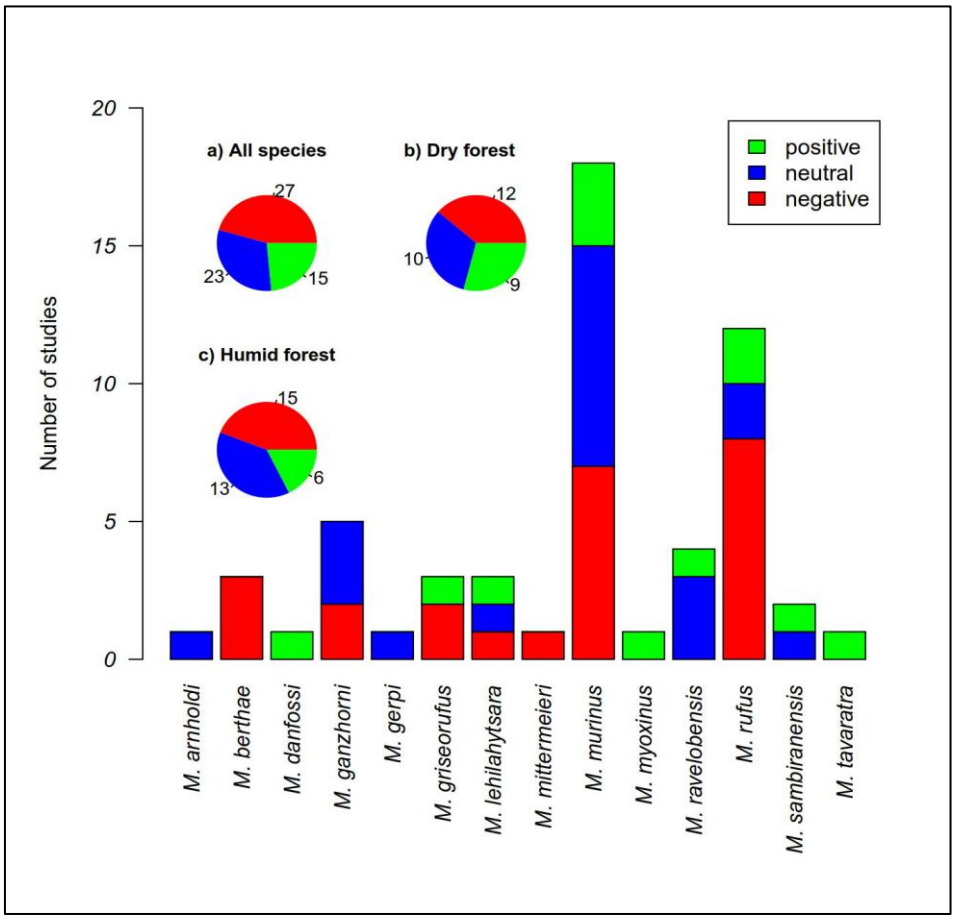

Figure 1: Forest degration effect on mouse lemurs.

The main barplot represents the number of studies reporting negative, neutral or positive responses towards DF for each species. The pie charts represent the proportions (and numbers, beside the pie charts) of negative, neutral or positive responses obtained for **a)** all species, **b)** dry forest species and **c)** humid forest species.

bioRxiv preprint doi: https://doi.org/10.1101/216382; this version posted November 8, 2017. The copyright holder for this preprint (which was not certified by peer review) is the author/funder, who has granted bioRxiv a license to display the preprint in perpetuity. It is made available under aCC-BY-NC 4.0 International license.

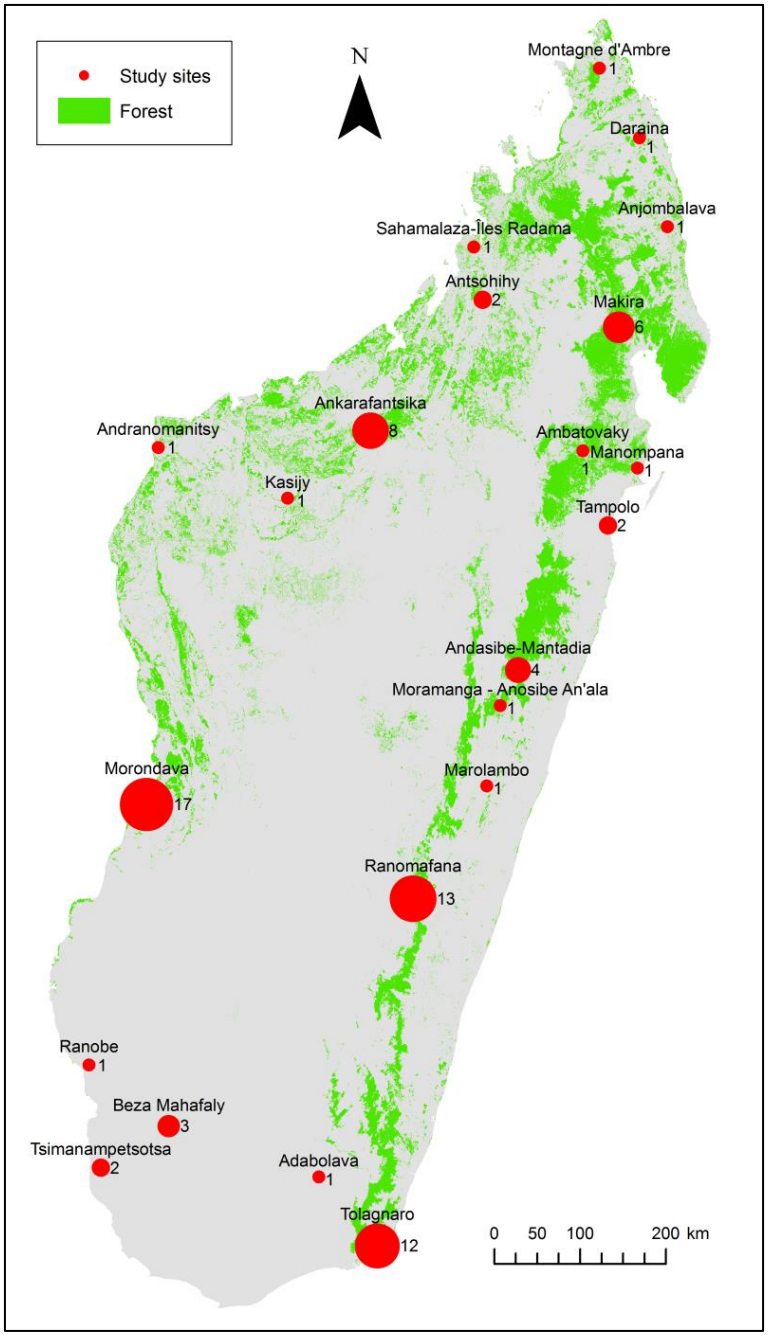

Figure 2: Geographic distribution of mouse lemur DF use studies.

The diameter of the red dots are proportional to the number of studies (numbers beside dots) in the respective locations. Forest cover from the Madagascar Vegetation Mapping Project data (available online at <http://www.kew.org/gis/projects/mad_veg/datasets.html>; (Moat & Smith, 2007). Note that this figure represents numbers of single studies but the results description refers to “study” numbers as described in the method section.

bioRxiv preprint doi: https://doi.org/10.1101/216382; this version posted November 8, 2017. The copyright holder for this preprint (which was not certified by peer review) is the author/funder, who has granted bioRxiv a license to display the preprint in perpetuity. It is made available under aCC-BY-NC 4.0 International license.

169 Most species with at least three studies showed variable responses to DF with at least one
170 positive effect report (Figure 1 main graph, Tables 1, 2). Similarly, the most frequently studied
171 species, *M. murinus,* shows a high proportion of neutral responses (8 out of 18 studies) together
172 with more negative than positive reports (7 vs. 3 studies). Likewise, *M. rufus* shows more
173 negative than positive effects reports (8 vs. 2 studies). Of all species represented by more than
174 two studies, *M. ravelobensis* (n=4) is the only one with no report of negative responses to DF
175 (Figure 1 main graph, Table 1). In contrast, *M. berthae* was the only species for which only
176 negative effects were reported (n=3, Figure 1 main graph, Table 1).

Species	IUCN	Dist. Range	# Total	Response to DF	# Positive	# Neutral	# Negative	Positive factors	Negative factors
M. murinus	LC	L	24	18	3	8	7	Diet[a], Predator release[b]	Diet[c], Poaching[be], Predation[c], Tree holes[cf], Temp.[cf], Understory[bc]
M. rufus	VU	M	14	12	2	2	8	Diet[hijk], Understory[j]	Diet[k], Parasites[l], Poaching[im], Predation[n], Tree holes[k], Temp.[ik]
M. ganzhorni	ns	ns	7	5	0	3	2	ns	Understoryg, Parasitesd
M. ravelobensis	EN	M	7	4	1	3	0	Diet (I)[o]	ns
M. griseorufus	LC	L	8	3	1	0	2	Parasites[p]	Poaching[q]
M. berthae	EN	S	4	3	0	0	3	na	Comp.[brs], Understory[bs]
M. lehilahytsara	VU	M	4	3	1	1	1	Diet (F)[t]	Diet (F)[u], Understory[u]
M. sambiranensis	EN	S	2	2	1	1	0	ns	ns
M. arnholdi	EN	S	1	1	0	1	0	ns	ns
M. danfossi	EN	M	1	1	1	0	0	ns	ns
M. gerpi	CR	S	1	1	0	1	0	ns	ns
M. mittermeieri	EN	S	1	1	0	0	1	ns	ns
M. myoxinus	VU	L	1	1	1	0	0	Diet (F)[v]	ns
M. tavaratra	VU	S	1	1	1	0	0	Understory[w]	ns

177

178 **Table 1: Summary of mouse lemurs' degraded habitat use bibliography.** Number of studies reporting use of
179 degraded forest and factors invoked or demonstrated to influence degraded forest use per species.
180 *NOTE*: ns= not specified. IUCN: conservation status: LC= Least Concern, VU= Vulnerable, EN= Endangered,
181 CR= Critically Endangered. Dist. Range: L= large, M= medium, S= small. # Total: Number of studies reporting
182 DF use, Response to DF= Number of studies assessing responses to DF. # Positive/ Neutral/ Negative=
183 Number of studies reporting positive/ neutral/ negative responses. Positive/negative factors: main positive
184 or negative factors invoke as influencing DF use. Comp= Competition. Diet= Diet (including insects and

bioRxiv preprint doi: https://doi.org/10.1101/216382; this version posted November 8, 2017. The copyright holder for this preprint (which was not certified by peer review) is the author/funder, who has granted bioRxiv a license to display the preprint in perpetuity. It is made available under aCC-BY-NC 4.0 International license.

185 insect secretions, fruits, leaves, flowers and buds). Diet (F)= Diet (Fruits). D (I)= Diet (Insects). Predation
186 (n)= Predation by native carnivores. Temp.= Temperature.
187 a: Corbin and Schmid, 1995; Smith et al., 1997. b: Schäffler, 2011; Schäffler et al., 2015. c: Ganzhorn and
188 Schmid, 1998. d: Raharivololona, 2009; Raharivololona and Ganzhorn, 2009. e: Gardner and Davies, 2014. f:
189 Schmid, 1998. g: Andriamandimbiarisoa et al., 2015; Rakotondravony and Radespiel, 2009. h: Atsalis, 1999,
190 i: Lehman, 2006; Lehman et al., 2006a; b; Rajaonson et al., 2010. j: Herrera et al., 2011. k: Wright et al.,
191 2005; Karanewsky and Wright, 2015. l: Rasambainarivo et al., 2013; Bublitz et al., 2014; Zohdy et al., 2015.
192 m: Ravoahangy et al., 2008; Lehman & Ratsimbazafy, 2001. n: Ratsirarson and Ranaivonasy, 2002;
193 Goodman, 2003. o: Burke and Lehman, 2014. p: Rodriguez et al., 2015. q: Dammhahn and Kappeler, 2008a;
194 b; 2009; 2010. r: Schwab and Ganzhorn, 2004. s: Ganzhorn, 1988. t: Ganzhorn, 1987. u: Ganzhorn, 1995. v:
195 Meyler et al., 2012.

196 ***Forest type***

197 From the 65 studies evaluating responses towards DF, 31 were conducted in dry and 34 in
198 humid forest (Figures 1b, c, Table 2). We found no difference in response to DF between dry and
199 humid forests (Fisher's exact test, p= 0.63). However, several reported or invoked factors
200 potentially influencing response to DF showed contrasting frequency amongst forest types
201 (Figure 3a). For instance, increased food availability was the most frequently mentioned reason
202 for the use of DF (n=16) in both dry (n=8) and humid (n=8) forests, but the positive effects were
203 associated to different causes. In dry forests, high insect abundance in degraded sites was
204 invoked (n=6), whereas high fruit abundance in DF was invoked in humid forests (n=6); (Figure
205 3a).

206 ***Distribution range size***

207 Of the 14 species represented in the literature, six have a small, four a medium-sized, three a
208 large, and one an undescribed distribution range (Tables 1, 2). We found a strong

bioRxiv preprint doi: https://doi.org/10.1101/216382; this version posted November 8, 2017. The copyright holder for this preprint (which was not certified by peer review) is the author/funder, who has granted bioRxiv a license to display the preprint in perpetuity. It is made available under aCC-BY-NC 4.0 International license.

overrepresentation of species with large (n=22), and medium-sized (n=20) ranges and only a few studies (n=9) focusing on species with small distribution ranges (Figure 4a). In addition, we found no difference in responses to forest degradation amongst distribution range classes Fisher's exact test, *p*=0.99, Figure 4a).

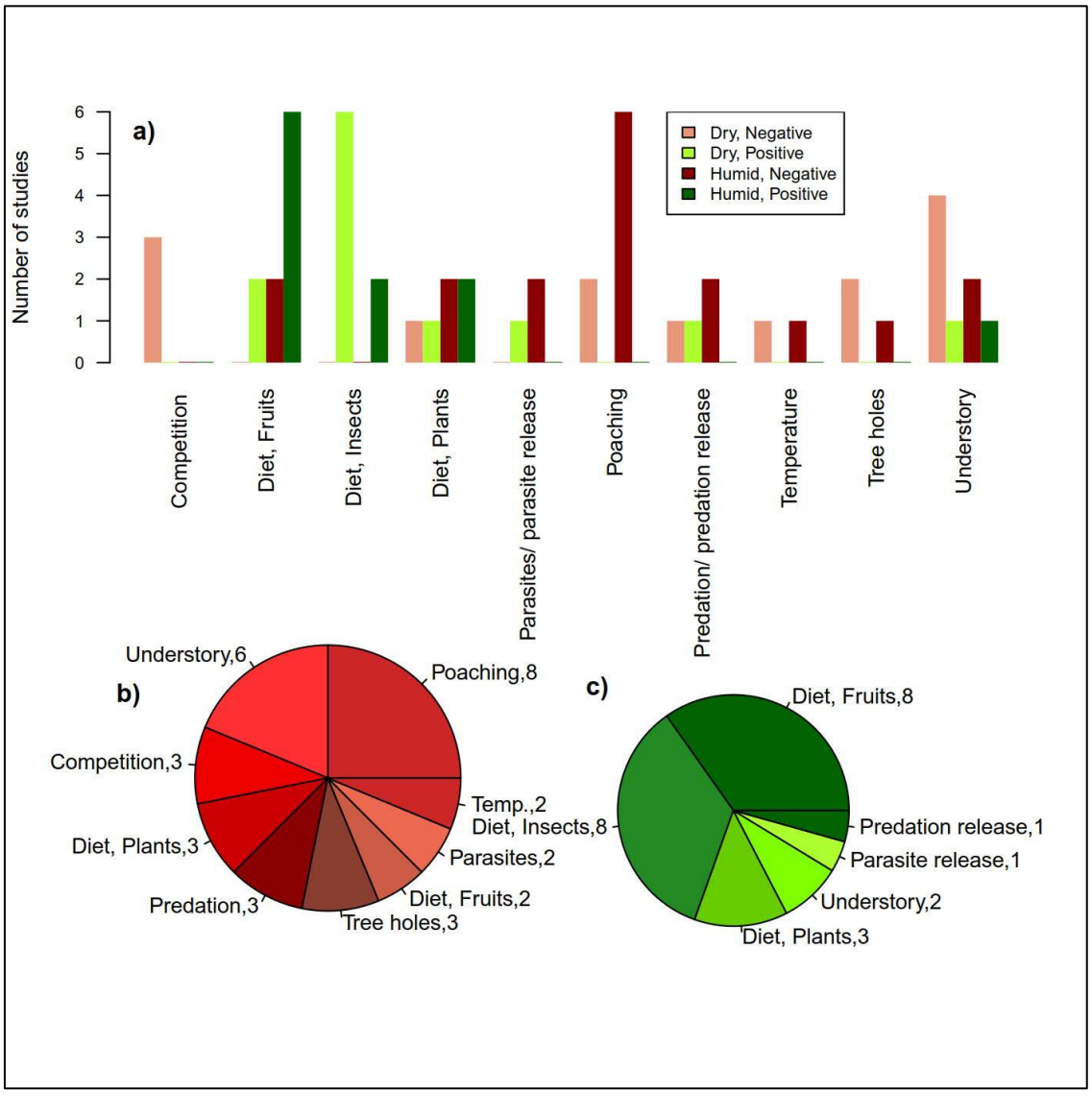

Figure 3: Reported or invoked causes of mouse lemur DF use.

a): Numbers of studies suggesting positive or negative effects of factors on DF use in dry and humid forests, **b):** negative and **c):** positive effects reported to potentially influence mouse lemur use of DF. Pie sizes are proportional to the number of study.

bioRxiv preprint doi: https://doi.org/10.1101/216382; this version posted November 8, 2017. The copyright holder for this preprint (which was not certified by peer review) is the author/funder, who has granted bioRxiv a license to display the preprint in perpetuity. It is made available under aCC-BY-NC 4.0 International license.

Conservation status

The number of studies per species decreases with increasing conservation status (Figure 4b). Although 18 out of 24 lemur species are threatened (*i.e.* categorized as "Vulnerable", "Endangered" or "Critically Endangered") (IUCN, 2017; Schwitzer et al., 2013), there are almost as many studies on "Least Concern" species (n=32, most of them dealing with *M. murinus*) as on threatened species (n=37). Only one study focused on a Critically Endangered species, *M. gerpi* (Radespiel et al., 2012) (Figure 1 main graph, Figure 4b, Tables 1, 2). We found no significant difference in degraded habitat use between conservation status (Fisher's exact test, p= 0.58), (Figure 4b). This may be due to the bias towards species with lower conservation status. Almeida-Rocha, Peres, & Oliveira (2017) found a similar pattern in a general pantropical meta-analysis of primates' responses to DF.

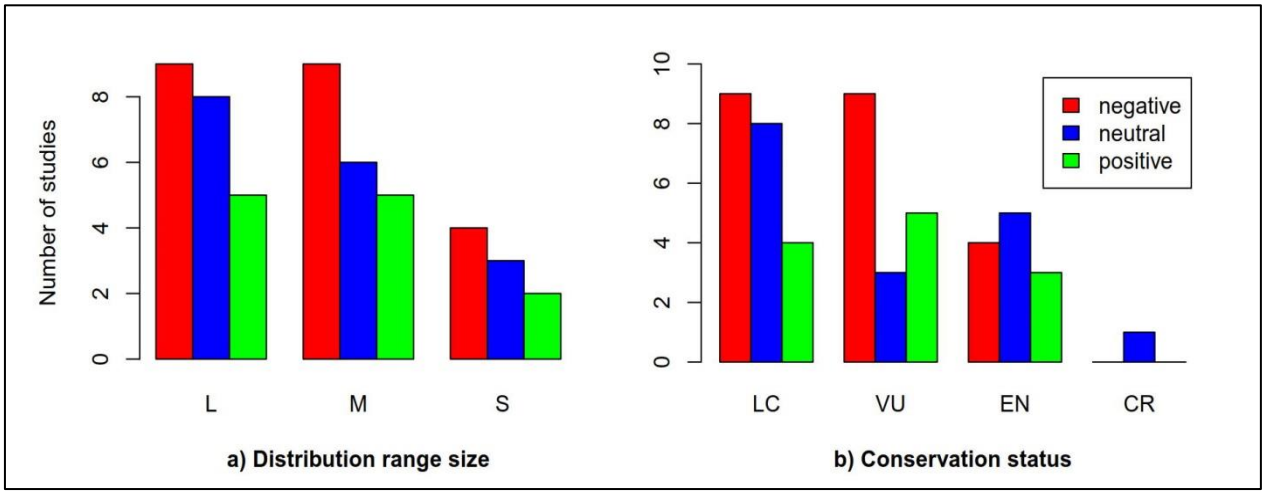

Figure 4: Relation between species distribution range size, conservation status and DF use.

Number of studies reporting negative, neutral or positive effect of habitat degradation on mouse lemur use of DF are represented as function of their **a)** distribution range size (L: large, M: medium, S: small) and **b)** conservation status (LC: Least Concern, VU: Vulnerable, EN: Endangered, CR: Critically Endangered).

bioRxiv preprint doi: https://doi.org/10.1101/216382; this version posted November 8, 2017. The copyright holder for this preprint (which was not certified by peer review) is the author/funder, who has granted bioRxiv a license to display the preprint in perpetuity. It is made available under aCC-BY-NC 4.0 International license.

Factors potentially affecting the use of degraded forest habitats

Most of the 36 studies that invoke or investigate putative causes of DF use report food resources availability (44.4%; n= 16) and forest structure (30.6%; n= 11) as influencing mouse lemurs' DF use. Poaching (22.2%; n= 8), predation (11.1%; n= 4), tree hole availability and pathogen transmission (8.3% each; n= 3) were also reported to potentially affect mouse lemur use of DF (Figures 3b, c, Table 1).

DISCUSSION

Our literature analysis confirms that most mouse lemur species (12 out of 14) are able to use DF, even though they do not necessarily benefit from forest degradation. However, only 14 out of 24 species are represented in the literature and data on DF use is scarce for the majority of the represented species. In addition, it appears that most studies are concentrated in a few parks and sites with research facilities hosting long term research programs, as well as focused on a few overrepresented species (*M. murinus* and *M. rufus*). This unbalanced species representation and the overall low number of studies limited the power of our statistical inferences. However, it also highlights the lack of data for the most endangered (micro-endemic) species and stresses the need for a systematic and comprehensive investigation of species taxonomy, distribution, abundance and diet to accurately study mouse lemur use of DF (Lehman, Radespiel, & Zimmermann, 2016).

Despite dry and humid forest being substantially different and hosting mouse lemurs with distinct ecology (Kappeler & Rasoloarison, 2003; Radespiel, 2007) we found no clear variation of DF use between dry and humid forests (Q1). Nevertheless, the factors potentially influencing

bioRxiv preprint doi: https://doi.org/10.1101/216382; this version posted November 8, 2017. The copyright holder for this preprint (which was not certified by peer review) is the author/funder, who has granted bioRxiv a license to display the preprint in perpetuity. It is made available under aCC-BY-NC 4.0 International license.

the use of DF varied (not statistically tested) between dry and humid forest. Food resources availability was reported or invoked by most studies investigating putative factors explaining the use of DF. However, while high insect abundance was positively associated with dry DF use, high fruit abundance was frequently reported from humid DF. This suggests that a systematic comprehensive investigation of diet in DF and non-DF is required to shed light on the differences between forests types as also suggested for the Cheirogaleidae family in general (Lehman et al., 2016).

Distribution range and conservation status (Q2 and Q3) are variables expected to be connected to habitat use flexibility. However, our analyses of the literature showed no evidence of relation between distribution range, conservation status and DF use. However, it should be kept in mind that most mouse lemur species have been described in the last decades (Hotaling et al., 2016; Radespiel et al., 2012; Rasoloarison et al., 2013) and both their taxonomy and distribution range are not yet fully and definitively characterized (Hotaling et al., 2016; IUCN, 2017; Lehman et al., 2016; Louis Jr. & Lei, 2016; Schwitzer et al., 2013). Therefore, relationship patterns between these variables and the use of DF might emerge in the near future from the completion of these data-sets. The conservation status is a complex and frequently evolving variable influenced not only by the distribution range and its variation but also by the species demographic trends and by the development of threats (IUCN, 2012). Hence, it is not necessarily surprising that we could not find a clear relation between DF use and the conservation status. In addition, our review highlights that food resources availability and habitat structure (e.g. understory) are the main factors invoked and/or reported to influence DF use. Below, we further discuss major putative

bioRxiv preprint doi: https://doi.org/10.1101/216382; this version posted November 8, 2017. The copyright holder for this preprint (which was not certified by peer review) is the author/funder, who has granted bioRxiv a license to display the preprint in perpetuity. It is made available under aCC-BY-NC 4.0 International license.

278 factors in greater detail and finally propose a systematic and comprehensive framework to
279 investigate DF use patterns.

280 ***Food resources availability***

281 Food resources availability was the most frequently invoked factor to explain differential use of
282 DF (Figure 3) and is seen by many authors as a decisive factor determining the survival
283 (Ganzhorn & Schmid, 1998; Hladik, Charles-Dominique, & Petter, 1980), the abundance (Bohr,
284 Giertz, Ratovonamana, & Ganzhorn, 2011; Ganzhorn, 1988; Lehman, Rajaonson, & Day, 2006a;
285 Sehen et al., 2010), and the reproductive success (Wright, Razafindratsita, Pochron, & Jernvall,
286 2005) of mouse lemurs. Although mouse lemurs are omnivorous (Mittermeier et al., 2010), their
287 diet varies amongst species and seasons (Dammhahn & Kappeler, 2008, 2009; Radespiel,
288 Reimann, Rahelinirina, & Zimmermann, 2006; Rakotondranary, Struck, Knoblauch, & Ganzhorn,
289 2011; Thorén et al., 2011). A large number of studies (n=16) invoked or reported higher
290 abundance of particular food resources in degraded forests (Figure 3, Table 1). One of the most
291 frequently invoked or reported positive effect of forest degradation is the abundance of insects
292 in DF and along forest edges (Figure 3, Table 1), which constitute a considerable share of several
293 mouse lemurs species' diet (Corbin & Schmid, 1995; Lehman et al., 2006a). Finally, mouse
294 lemurs have been reported to feed on cultivated plant species (Deppe et al., 2007; Ganzhorn,
295 Goodman, & Dehgan, 2003), further emphasizing the role of mouse lemur diet flexibility for its
296 use of modified habitat. However, negative effects were suggested, often by the same authors.
297 For instance, Wright et al. (2005) pointed out that a large number of tree species selectively
298 logged for wood are important components of *M. rufus'* diet.

299

bioRxiv preprint doi: https://doi.org/10.1101/216382; this version posted November 8, 2017. The copyright holder for this preprint (which was not certified by peer review) is the author/funder, who has granted bioRxiv a license to display the preprint in perpetuity. It is made available under aCC-BY-NC 4.0 International license.

Understory structure and tree hole availability

Mouse lemurs are mostly found in the shrub and understory layer of the forest (Hladik et al., 1980; Kappeler & Rasoloarison, 2003). A dense understory seems to constitute the ideal substrate for feeding (Andriamandimbiarisoa et al., 2015; Radespiel et al., 2006), sleeping (Rasoazanabary, 2004), movements and locomotion (Andriamandimbiarisoa et al., 2015; Ganzhorn, 1987). Although anthropogenic disturbances may have a negative effect on understory structure, several authors reported positive selective logging and degradation effects on understory plant production and density (Ganzhorn, 1995, 1999; Herrera et al., 2011). For instance, Miller et al. (forthcoming) found higher population densities in the dense understory of mature secondary forest. Similarly, Ganzhorn (1987) reported the presence of mouse lemurs in old (but not young) *Eucalyptus* plantations with a developed shrub layer.

Tree holes constitute ideal shelters for daily torpor, sleeping, communal breeding and against predation for hollow dwelling species (Ganzhorn & Schmid, 1998; Karanewsky & Wright, 2015; Radespiel, Zimmermann, & Jurić, 2009). Selectively logged or degraded forests may provide less suitable tree hole shelters (Figure 3), a potentially limiting resource for hollow dwelling mouse lemurs' DF use, in times of resource scarcity and climatic extremes (Ganzhorn & Schmid, 1998; Karanewsky & Wright, 2015; Kobbe & Dausmann, 2009; Schmid, 1998).

Predation and poaching

Poaching pressure is often associated with DF and forest edges (Lehman, Rajaonson, & Day, 2006b; Lehman & Wright, 2000). Eight studies negatively associated mouse lemur poaching with differential use of DF (Figure 3, Table 1). Although mouse lemurs suffer lower hunting pressure than larger-bodied lemur species (Jenkins et al., 2011; Lehman & Ratsimbazafy, 2001), they are

bioRxiv preprint doi: https://doi.org/10.1101/216382; this version posted November 8, 2017. The copyright holder for this preprint (which was not certified by peer review) is the author/funder, who has granted bioRxiv a license to display the preprint in perpetuity. It is made available under aCC-BY-NC 4.0 International license.

consumed by humans (Gardner & Davies, 2014; Jenkins et al., 2011). In addition, domestic carnivores (*Canis familiaris)* (Gerber, Karpanty, & Randrianantenaina, 2012; Goodman, 2003) and *Felis catus* (Gerber et al., 2012; Ratsirarson & Ranaivonasy, 2002) are likely to forage more frequently along forest edges (Figure 3, Table 1) and in forests used by humans (Farris, Gerber, et al., 2015; Farris, Golden, et al., 2015). Contrastingly, mouse lemurs may reduce predation rates from wild predators (carnivores, snakes) (Goodman, 2003; Ratsirarson & Ranaivonasy, 2002), birds of prey (Goodman, 2003; Mittermeier et al., 2010) by foraging in dense understory vegetation and by resting in tree holes (Rasoazanabary, 2004; Schmid, 1998). Indeed, higher predation pressure in DF was used to explain low DF use in three studies (Figure 3, Table 1). Contrastingly, Schäffler et al. (2015) suggested a positive effect of predation on DF use (decreased predation of *M. murinus* by *Mirza spp*.), which in turn released *M. berthae* from competition in primary forest.

Conservation Implications

We highlight five factors frequently reported or invoked as influencing DF use: (i) food resources availability, (ii) understory and forest structure, (iii) poaching and predation, (iv) tree hole availability and (v) pathogen transmission. Besides the work required to limit or stop deforestation, forest degradation and poaching, namely the most important threats to lemur populations (IUCN, 2017; Schwitzer et al., 2013; Schwitzer, Mittermeier, et al., 2014), conservation managers may need to consider these five factors (also highlighted in Lehman et al. (2016)). For instance, reforestation projects may want to consider plant species belonging to the diet of mouse lemurs (and other species) such as *Bakerella* spp. (Atsalis, 1999), fruit trees (Atsalis, 1999; Ganzhorn, 1988), trees favoring high insect abundance, as well as hollow-forming

bioRxiv preprint doi: https://doi.org/10.1101/216382; this version posted November 8, 2017. The copyright holder for this preprint (which was not certified by peer review) is the author/funder, who has granted bioRxiv a license to display the preprint in perpetuity. It is made available under aCC-BY-NC 4.0 International license.

344 trees (e.g. *Strychnos madagascariensis* (Salmona et al., 2015), and fast growing shrubs to
345 facilitate dispersal and provide shelter for mouse lemurs (Andriamandimbiarisoa et al., 2015).
346 Furthermore, conservation projects considering practices beneficial to rural communities and
347 wild populations may carefully weigh the effect of selective logging and poaching. Conservation
348 projects including localized selective logging (e.g. "KoloAla Manompana" (Rakotomavo, 2009))
349 may not be detrimental to mouse lemur populations (Atsalis, 1999; Ganzhorn, 1995), if middle
350 sized trees, the understory and the shrub layer are maintained. In addition, although several
351 studies reported mouse lemurs' poaching (Gardner & Davies, 2014; Jenkins et al., 2011) and its
352 negative effects on DF use (Figure 3, Table 1), it seems not be as frequent as for larger-bodied
353 lemur species (Jenkins et al., 2011; Lehman & Ratsimbazafy, 2001). Mouse lemur populations
354 are likely to be less susceptible to poaching than larger-bodied lemurs because of their shorter
355 generation time and higher reproductive rate (Hohenbrink, Zimmermann, & Radespiel, 2015;
356 Zimmermann & Radespiel, 2013). Therefore, mouse lemur harvesting needs to be formally
357 evaluated to determine under which conditions sustainability can be achieved (Gardner &
358 Davies, 2014; Golden, 2009).
359
360 **CONCLUSION**
361 Our literature review analysis highlights that although most mouse lemur species are able to use
362 DF, they are not necessarily favored by DF. Furthermore, it sheds light on the fact that data on
363 DF use is geographically aggregated in a few locations (Figure 2), lacking for half of the described
364 species and scarce for the majority of others. This stresses the need for a systematic and
365 comprehensive investigation that will allow to accurately quantify the use of DF across species

bioRxiv preprint doi: https://doi.org/10.1101/216382; this version posted November 8, 2017. The copyright holder for this preprint (which was not certified by peer review) is the author/funder, who has granted bioRxiv a license to display the preprint in perpetuity. It is made available under aCC-BY-NC 4.0 International license.

and regions. Field efforts should aim at comparing multiple species, and focus on filling the existing data gap for most micro-endemic species. They should combine density estimates methods such as nocturnal distance sampling and capture mark recapture (e.g. (Meyler et al., 2012)), with habitat characterization and opportunistic fecal material collection. In particular, habitat characterization may focus on describing forest structure (Lehman, 2016) , flora and fauna diversity, but also on predator abundance using camera traps (e.g. (Farris, Gerber, et al., 2015; Farris, Golden, et al., 2015)) and tree hole availability. In addition, opportunistic fecal material sampling from capture studies combined with emergent meta-barcoding approaches will bring a better understanding of diet and parasite load (De Barba et al., 2014; Quéméré et al., 2013) in complement to arduous field observations. Finally, combined continuous field and genetic efforts (Hotaling et al., 2016; Louis Jr. & Lei, 2016; Yoder et al., 2016) will likely bring soon an accurate representation of species distribution and taxonomy necessary to study such ecological patterns at the genus scale. While our work focused on mouse lemurs, the second most speciose lemur genus, we stress that DF use should be studied across vertebrate species. In fact, similar studies will be required across all animals, plants and fungi as most habitats are likely to become increasingly fragmented and degraded in the future.

ACKNOWLEDGEMENTS AND FUNDING INFORMATION

We thank Ute Radespiel, Isa A. Pais and Gabriele Sgarlata for comments and discussion on early versions of the manuscript as well as a large number of anonymous reviewers that helped substantially improving the manuscript. Financial support for this study was provided by the 'Fundação para a Ciência e a Tecnologia' (grant number SFRH/BD/64875/2009 to J.S. and grant

bioRxiv preprint doi: https://doi.org/10.1101/216382; this version posted November 8, 2017. The copyright holder for this preprint (which was not certified by peer review) is the author/funder, who has granted bioRxiv a license to display the preprint in perpetuity. It is made available under aCC-BY-NC 4.0 International license.

388 numbers Biodiversa/0003/2015, PTDC/BIA-BIC/4476/2012, PTDC/BIA-BEC/100176/2008 to L.C.),
389 the GDRI Madagascar, the 'Laboratoire d'Excellence' (LABEX) entitled TULIP (ANR-10-LABX-41),
390 'Rufford Small Grant Foundation' (grant number 10941-1 to J.S.), the Instituto Gulbenkian de
391 Ciência, the LIA BEEG-B (Laboratoire International Associé - Bioinformatics, Ecology, Evolution,
392 Genomics and Behaviour) (CNRS). This study was conducted in agreement with the laws of the
393 countries of Portugal, France and Madagascar.

394

395

396 **REFERENCES**

397 Almeida-Rocha, J. M. de, Peres, C. A., & Oliveira, L. C. (2017). Primate responses to anthropogenic habitat
398 disturbance: A pantropical meta-analysis. *Biological Conservation*, *215*, 30–38.
399 https://doi.org/10.1016/j.biocon.2017.08.018

400 Andriamandimbiarisoa, L., Blanthorn, T. S., Ernest, R., Ramanamanjato, J.-B., Randriatafika, F., Ganzhorn,
401 J. U., & Donati, G. (2015). Habitat corridor utilization by the gray mouse lemur, *Microcebus*
402 *murinus*, in the littoral forest fragments of southeastern Madagascar. *Madagascar Conservation*
403 *& Development*, *10*(3), 144–150.

404 Atsalis, S. (1999). Diet of the brown mouse lemur (*Microcebus rufus*) in Ranomafana National Park,
405 Madagascar. *International Journal of Primatology*, *20*(2), 193–229.

406 Bohr, Y. E.-M. B., Giertz, P., Ratovonamana, Y. R., & Ganzhorn, J. U. (2011). Gray-brown mouse lemurs
407 (*Microcebus griseorufus*) as an example of distributional constraints through increasing
408 desertification. *International Journal of Primatology*, *32*(4), 901–913.
409 https://doi.org/10.1007/s10764-011-9509-8

bioRxiv preprint doi: https://doi.org/10.1101/216382; this version posted November 8, 2017. The copyright holder for this preprint (which was not certified by peer review) is the author/funder, who has granted bioRxiv a license to display the preprint in perpetuity. It is made available under aCC-BY-NC 4.0 International license.

410 Corbin, G. D., & Schmid, J. (1995). Insect secretions determine habitat use patterns by a female lesser
411 mouse lemur (*Microcebus murinus*). *American Journal of Primatology*, *37*(4), 317–324.
412 Dammhahn, M., & Kappeler, P. M. (2008). Comparative feeding ecology of sympatric *Microcebus berthae*
413 and *M. murinus*. *International Journal of Primatology*, *29*(6), 1567–1589.
414 Dammhahn, M., & Kappeler, P. M. (2009). Females go where the food is: Does the socio-ecological
415 model explain variation in social organisation of solitary foragers? *Behavioral Ecology and*
416 *Sociobiology*, *63*(6), 939–952. https://doi.org/10.1007/s00265-009-0737-2
417 De Barba, M., Miquel, C., Boyer, F., Mercier, C., Rioux, D., Coissac, E., & Taberlet, P. (2014). DNA
418 metabarcoding multiplexing and validation of data accuracy for diet assessment: Application to
419 omnivorous diet. *Molecular Ecology Resources*, *14*(2), 306–323. https://doi.org/10.1111/1755-
420 0998.12188
421 Deppe, A. M., Randriamiarisoa, M., Schütte, K., & Wright, P. C. (2007). A brief lemur survey of the
422 Ranomafana Andringitra corridor region in Tolongoina, southeast Madagascar. *Lemur News*,
423 *12*(12), 43–46.
424 Esri Inc. (2014). ArcGIS (Version 10.2.2.3552) [Desktop].
425 Farris, Z. J., Gerber, B. D., Karpanty, S., Murphy, A., Andrianjakarivelo, V., Ratelolahy, F., & Kelly, M. J.
426 (2015). When carnivores roam: Temporal patterns and overlap among Madagascar's native and
427 exotic carnivores: Activity patterns of Madagascar's carnivore community. *Journal of Zoology*,
428 *296*(1), 45–57. https://doi.org/10.1111/jzo.12216
429 Farris, Z. J., Golden, C. D., Karpanty, S., Murphy, A., Stauffer, D., & Ratelolahy, F. (2015). Hunting, exotic
430 carnivores, and habitat loss: Anthropogenic effects on a native carnivore community,
431 Madagascar. *PLoS ONE*, *10*, *e0136456*(9). https://doi.org/10.1371/journal.pone.0136456
432 Ganzhorn, J. U. (1987). A possible role of plantations for primate conservation in Madagascar. *American*
433 *Journal of Primatology*, *12*(2), 205–215.
434 Ganzhorn, J. U. (1988). Food partitioning among Malagasy primates. *Oecologia*, *75*(3), 436–450.

bioRxiv preprint doi: https://doi.org/10.1101/216382; this version posted November 8, 2017. The copyright holder for this preprint (which was not certified by peer review) is the author/funder, who has granted bioRxiv a license to display the preprint in perpetuity. It is made available under aCC-BY-NC 4.0 International license.

435 Ganzhorn, J. U. (1995). Low-level forest disturbance effects on primary production, leaf chemistry, and
436 lemur populations. *Ecology*, *76*(7), 2084–2096. https://doi.org/10.2307/1941683
437 Ganzhorn, J. U. (1999). Lemurs as indicators for assessing biodiversity in forest ecosystems of
438 Madagascar: Why it does not work. In A. Kratochwil (Ed.), *Biodiversity in ecosystems: principles*
439 *and case studies of different complexity levels.* (pp. 163–174). Dordrecht, the Netherlands:
440 Kluwer Academic Publishers.
441 Ganzhorn, J. U., Goodman, S. M., & Dehgan, A. (2003). Effects of forest fragmentation on small mammals
442 and lemurs. In S. M. Goodman & J. P. Benstead (Eds.), *The natural history of Madagascar* (pp.
443 1228–1234). Chicago, USA: University of Chicago Press.
444 Ganzhorn, J. U., & Schmid, J. (1998). Different population dynamics of *Microcebus murinus* in primary
445 and secondary deciduous dry forests of Madagascar. *International Journal of Primatology*, *19*(5),
446 785–796.
447 Gardner, C. J., & Davies, Z. G. (2014). Rural bushmeat consumption within multiple-use protected areas:
448 Qualitative evidence from southwest Madagascar. *Human Ecology*, *42*(1), 21–34.
449 https://doi.org/10.1007/s10745-013-9629-1
450 Génin, F. (2008). Life in unpredictable environments: First investigation of the natural history of
451 *Microcebus griseorufus*. *International Journal of Primatology*, *29*(2), 303–321.
452 https://doi.org/10.1007/s10764-008-9243-z
453 Génin, F. (2010). Who sleeps with whom? Sleeping association and socio-territoriality in *Microcebus*
454 *griseorufus*. *Journal of Mammalogy*, *91*(4), 942–951. https://doi.org/10.1644/09-MAMM-A-
455 239.1
456 Gerber, B. D., Karpanty, S. M., & Randrianantenaina, J. (2012). The impact of forest logging and
457 fragmentation on carnivore species composition, density and occupancy in Madagascar's
458 rainforests. *Oryx*, *46*(03), 414–422. https://doi.org/10.1017/S0030605311001116

bioRxiv preprint doi: https://doi.org/10.1101/216382; this version posted November 8, 2017. The copyright holder for this preprint (which was not certified by peer review) is the author/funder, who has granted bioRxiv a license to display the preprint in perpetuity. It is made available under aCC-BY-NC 4.0 International license.

459 Golden, C. D. (2009). Bushmeat hunting and use in the Makira Forest, north-eastern Madagascar: A
460 conservation and livelihoods issue. *Oryx*, *43*(03), 386–392.
461 Goodman, S. M. (2003). Predation on lemurs. In S. M. Goodman & J. P. Benstead (Eds.), *The natural*
462 *history of Madagascar* (pp. 1228–1234). Chicago, USA: University of Chicago Press.
463 Goodman, S. M., & Benstead, J. P. (2005). Updated estimates of biotic diversity and endemism for
464 Madagascar. *Oryx*, *39*(01), 73–77. https://doi.org/10.1017/S0030605305000128
465 Herrera, J. P., Wright, P. C., Lauterbur, E., Ratovonjanahary, L., & Taylor, L. L. (2011). The effects of
466 habitat disturbance on lemurs at Ranomafana National Park, Madagascar. *International Journal*
467 *of Primatology*, *32*(5), 1091–1108. https://doi.org/10.1007/s10764-011-9525-8
468 Hladik, C. M., Charles-Dominique, P., & Petter, J. J. (1980). Feeding strategies of five nocturnal prosimians
469 in the dry forest of the west coast of Madagascar. In P. Charles-Dominique, H. M. Cooper, A.
470 Hladik, C. M. Hladik, E. Pages, G. F. Pariente, … A. Schilling (Eds.), *Nocturnal Malagasy primates:*
471 *Ecology, physiology, and behavior* (pp. 41–73). New York, USA: Academic Press.
472 Hohenbrink, S., Zimmermann, E., & Radespiel, U. (2015). Need for speed: Sexual maturation precedes
473 social maturation in gray mouse lemurs. *American Journal of Primatology*, *77*, 1049–1059.
474 Hotaling, S., Foley, M. E., Lawrence, N. M., Bocanegra, J., Blanco, M. B., Rasoloarison, R. M., … Weisrock,
475 D. W. (2016). Species discovery and validation in a cryptic radiation of endangered primates:
476 Coalescent-based species delimitation in Madagascar's mouse lemurs. *Molecular Ecology*, *25*(9),
477 2029–2045. https://doi.org/10.1111/mec.13604
478 Irwin, M. T., Wright, P. C., Birkinshaw, C., Fisher, B. L., Gardner, C. J., Glos, J., … Raharison, J.-L. (2010).
479 Patterns of species change in anthropogenically disturbed forests of Madagascar. *Biological*
480 *Conservation*, *143*(10), 2351–2362. https://doi.org/10.1016/j.biocon.2010.01.023
481 IUCN. (2012). IUCN Red List Categories and Criteria: Version 3.1. Second edition. Gland, Switzerland and
482 Cambridge, UK: IUCN.

bioRxiv preprint doi: https://doi.org/10.1101/216382; this version posted November 8, 2017. The copyright holder for this preprint (which was not certified by peer review) is the author/funder, who has granted bioRxiv a license to display the preprint in perpetuity. It is made available under aCC-BY-NC 4.0 International license.

IUCN. (2017, September 11). The IUCN Red List of threatened species. Retrieved September 11, 2017, from http://www.iucnredlist.org/

Jenkins, R. K. B., Keane, A., Rakotoarivelo, A. R., Rakotomboavonjy, V., Randrianandrianina, F. H., Razafimanahaka, H. J., … Jones, J. P. G. (2011). Analysis of patterns of bushmeat consumption reveals extensive exploitation of protected species in eastern Madagascar. *PLoS ONE*, *6*(12), e27570. https://doi.org/10.1371/journal.pone.0027570

Kappeler, P. M., & Rasoloarison, R. M. (2003). *Microcebus*, mouse lemurs, tsidy. In S. M. Goodman & J. P. Benstead (Eds.), *The natural history of Madagascar* (pp. 1310–1315). Chicago, USA: University of Chicago Press.

Karanewsky, C. J., & Wright, P. C. (2015). A preliminary investigation of sleeping site selection and sharing by the brown mouse lemur *Microcebus rufus* during the dry season. *Journal of Mammalogy*, *96*(6), 1344–1351. https://doi.org/10.1093/jmammal/gyv143

Kobbe, S., & Dausmann, K. H. (2009). Hibernation in Malagasy mouse lemurs as a strategy to counter environmental challenge. *Naturwissenschaften*, *96*(10), 1221–1227. https://doi.org/10.1007/s00114-009-0580-3

Lehman, S. M. (2016). Edge effects on tree dendrometrics, abiotics, and mouse lemur densities in western dry forests in Madagascar. In S. M. Lehman, U. Radespiel, & E. Zimmermann (Eds.), *The dwarf and mouse lemurs of Madagascar: Biology, behavior and conservation biogeography of the Cheirogaleidae* (pp. 462–477). Cambridge, UK: Cambridge University Press.

Lehman, S. M., Radespiel, U., & Zimmermann, E. (2016). Conservation biology of the *Cheirogaleidae*: Future research directions. In S. M. Lehman, U. Radespiel, & E. Zimmermann (Eds.), *The dwarf and mouse lemurs of Madagascar: Biology, behavior and conservation biogeography of the Cheirogaleidae* (pp. 520–540). Cambridge, UK: Cambridge University Press.

bioRxiv preprint doi: https://doi.org/10.1101/216382; this version posted November 8, 2017. The copyright holder for this preprint (which was not certified by peer review) is the author/funder, who has granted bioRxiv a license to display the preprint in perpetuity. It is made available under aCC-BY-NC 4.0 International license.

506 Lehman, S. M., Rajaonson, A., & Day, S. (2006a). Edge effects and their influence on lemur density and
507 distribution in southeast Madagascar. *American Journal of Physical Anthropology*, *129*(2), 232–
508 241. https://doi.org/10.1002/ajpa.20241
509 Lehman, S. M., Rajaonson, A., & Day, S. (2006b). Lemur responses to edge effects in the Vohibola III
510 classified forest, Madagascar. *American Journal of Primatology*, *68*(3), 293–299.
511 https://doi.org/10.1002/ajp.20224
512 Lehman, S. M., & Ratsimbazafy, J. H. (2001). Biological assessment of the Fandriana-Marolambo forest
513 corridor. *Lemur News*, *6*(6), 8–9.
514 Lehman, S. M., & Wright, P. C. (2000). Preliminary study of the conservation status of lemur communities
515 in the Betsakafandrika region of eastern Madagascar. *Lemur News*, *5*, 23–25.
516 Lei, R., McLain, A. T., Frasier, C. L., Taylor, J. M., Bailey, C. A., Engberg, S. E., … Louis Jr., E. E. (2015). A new
517 species in the genus *Cheirogaleus* (*Cheirogaleidae*). *Primate Conservation*, *29*(1), 43–54.
518 https://doi.org/10.1896/052.029.0103
519 Louis Jr., E. E., & Lei, R. (2016). 3 Mitogenomics of the family *Cheirogaleidae* and relationships to
520 taxonomy and biogeography in Madagascar. In S. M. Lehman, U. Radespiel, & E. Zimmermann
521 (Eds.), *The dwarf and mouse lemurs of Madagascar: Biology, behavior and conservation*
522 *biogeography of the Cheirogaleidae* (pp. 54–93). Cambridge, UK: Cambridge University Press.
523 Meyler, S. V., Salmona, J., Ibouroi, M. T., Besolo, A., Rasolondraibe, E., Radespiel, U., … Chikhi, L. (2012).
524 Density estimates of two endangered nocturnal lemur species from northern Madagascar: New
525 results and a comparison of commonly used methods. *American Journal of Primatology*, *74*(5),
526 414–422. https://doi.org/10.1002/ajp.21997
527 Miller, A., Salmona, J., Mills, H., Ralantoharijaona, T., Andriaholinirina Volasoa, N., Misandeau, C., …
528 Bencini, R. (submitted). Forest type influences population densities of *Avahi laniger* and
529 *Microcebus* spp. in Manompana, north-eastern Madagascar.

bioRxiv preprint doi: https://doi.org/10.1101/216382; this version posted November 8, 2017. The copyright holder for this preprint (which was not certified by peer review) is the author/funder, who has granted bioRxiv a license to display the preprint in perpetuity. It is made available under aCC-BY-NC 4.0 International license.

530 Mittermeier, R. A., Louis Jr., E. E., Langrand, O., Schwitzer, C., Gauthier, L., Rylands, A. B., … Roos, C.
531 (2014). *Lémuriens de Madagascar*. Muséum national d'Histoire naturelle.
532 Mittermeier, R. A., Louis Jr., E. E., Richardson, M., Schwitzer, C., Langrand, O., Rylands, A. B., …
533 Mackinnon, J. (Eds.). (2010). *Lemurs of Madagascar* (3rd ed.). Arlington, USA: Conservation
534 International.
535 Moat, J., & Smith, P. P. (2007). *Atlas of the vegetation of Madagascar*. Kew, UK: Royal Botanic Gardens.
536 Myers, N., Mittermeier, R. A., Mittermeier, C. G., Da Fonseca, G. A., & Kent, J. (2000). Biodiversity
537 hotspots for conservation priorities. *Nature*, *403*(6772), 853–858.
538 Quéméré, E., Hibert, F., Miquel, C., Lhuillier, E., Rasolondraibe, E., Champeau, J., … Chikhi, L. (2013). A
539 DNA metabarcoding study of a primate dietary diversity and plasticity across its entire
540 fragmented range. *PLoS ONE*, *8*(3), e58971. https://doi.org/10.1371/journal.pone.0058971
541 R Core Team. (2015). *R: A language and environment for statistical computing*. Vienna, Austria: R
542 Foundation for Statistical Computing. Retrieved from https://www.R-project.org/
543 Radespiel, U. (2007). Ecological diversity and seasonal adaptations of mouse lemurs (*Microcebus* spp.). In
544 L. Gold & M. L. Sauther (Eds.), *Lemurs: ecology and adaptation* (pp. 211–234). New York, USA:
545 Springer.
546 Radespiel, U. (2016). Can behavioral ecology help to understand the divergent geographic range sizes of
547 mouse lemurs? In S. M. Lehman, U. Radespiel, & E. Zimmermann (Eds.), *The dwarf and mouse*
548 *lemurs of Madagascar: Biology, behavior and conservation biogeography of the Cheirogaleidae*
549 (pp. 498–519). Cambridge, UK: Cambridge University Press.
550 Radespiel, U., Ratsimbazafy, J. H., Rasoloharijaona, S., Raveloson, H., Andriaholinirina, N.,
551 Rakotondravony, R., … Randrianambinina, B. (2012). First indications of a highland specialist
552 among mouse lemurs (*Microcebus* spp.) and evidence for a new mouse lemur species from
553 eastern Madagascar. *Primates*, *53*(2), 157–170. https://doi.org/10.1007/s10329-011-0290-2

bioRxiv preprint doi: https://doi.org/10.1101/216382; this version posted November 8, 2017. The copyright holder for this preprint (which was not certified by peer review) is the author/funder, who has granted bioRxiv a license to display the preprint in perpetuity. It is made available under aCC-BY-NC 4.0 International license.

554 Radespiel, U., Reimann, W., Rahelinirina, M., & Zimmermann, E. (2006). Feeding ecology of sympatric
555 mouse lemur species in northwestern Madagascar. *International Journal of Primatology*, *27*(1),
556 311–321. https://doi.org/10.1007/s10764-005-9005-0
557 Radespiel, U., Zimmermann, E., & Jurić, M. (2009). Sociogenetic structures, dispersal and the risk of
558 inbreeding in a small nocturnal lemur, the golden–brown mouse lemur (*Microcebus*
559 *ravelobensis*). *Behaviour*, *146*(4), 607–628. https://doi.org/10.1163/156853909X426372
560 Rakotomavo, A. (2009). *Schéma d'aménagement du site KoloAla Manompana*. Manompana,
561 Madagascar: AIM, Union Européene.
562 Rakotondranary, S. J., Struck, U., Knoblauch, C., & Ganzhorn, J. U. (2011). Regional, seasonal and
563 interspecific variation in 15N and 13C in sympatric mouse lemurs. *Naturwissenschaften*, *98*(11),
564 909–917. https://doi.org/10.1007/s00114-011-0840-x
565 Randrianambinina, B., Rasoloharijaona, S., Rakotondravony, R., Zimmermann, E., & Radespiel, U. (2010).
566 Abundance and conservation status of two newly described lemur species in northwestern
567 Madagascar (*Microcebus danfossi*, *Lepilemur grewcockorum*). Supplementary Material.
568 *Madagascar Conservation & Development*, *5*(2), 95–102.
569 Rasoazanabary, E. (2004). A preliminary study of mouse lemurs in the Beza Mahafaly Special Reserve,
570 southwest Madagascar. *Lemur News*, *9*, 4–7.
571 Rasoloarison, R. M., Weisrock, D. W., Yoder, A. D., Rakotondravony, D., & Kappeler, P. M. (2013). Two
572 new species of mouse lemurs (*Cheirogaleidae*: *Microcebus*) from eastern Madagascar.
573 *International Journal of Primatology*, *34*(3), 455–469. https://doi.org/10.1007/s10764-013-9672-
574 1
575 Ratsirarson, J., & Ranaivonasy, J. (2002). Ecologie des lémuriens dans la forêt littorale de Tampolo. *Lemur*
576 *News*, *7*, 26–30.
577 Salmona, J., Banks, M., Ralantoharijaona, T. N., Rasolondraibe, E., Zaranaina, R., Rakotonanahary, A., …
578 Chikhi, L. (2015). The value of the spineless monkey orange tree (*Strychnos madagascariensis*)

bioRxiv preprint doi: https://doi.org/10.1101/216382; this version posted November 8, 2017. The copyright holder for this preprint (which was not certified by peer review) is the author/funder, who has granted bioRxiv a license to display the preprint in perpetuity. It is made available under aCC-BY-NC 4.0 International license.

for conservation of northern sportive lemurs (*Lepilemur milanoii* and *L. ankaranensis*). *Madagascar Conservation & Development*, *10*(2), 53–59.

Schäffler, L., Saborowski, J., & Kappeler, P. M. (2015). Agent-mediated spatial storage effect in heterogeneous habitat stabilizes competitive mouse lemur coexistence in Menabe Central, western Madagascar. *BMC Ecology*, *15*(1). https://doi.org/10.1186/s12898-015-0040-1

Schmid, J. (1998). Tree holes used for resting by gray mouse lemurs (*Microcebus murinus*) in Madagascar: Insulation capacities and energetic consequences. *International Journal of Primatology*, *19*(5), 797–809.

Schwitzer, C., Chikhi, L., Donati, G., Irwin, M. T., Johnson, S. E., Mittermeier, R. A., … Ratsimbazafy, J. H. (2014). Protecting lemurs: Ecotourism. *Science*, *344*(6182), 358–359.

Schwitzer, C., Mittermeier, R. A., Davies, N., Johnson, S., Ratsimbazafy, J. H., Razafindramanana, J., … Rajaobelina, S. (2013). *Lemurs of Madagascar: A strategy for their conservation 2013-2016*. Bristol, UK: IUCN SSC Primate Specialist Group, Bristol Conservation and Science Foundation, and Conservation International.

Schwitzer, C., Mittermeier, R. A., Johnson, S. E., Donati, G., Irwin, M. T., Peacock, H., … Wright, P. C. (2014). Averting lemur extinctions amid Madagascar's political crisis. *Science*, *343*, 842–843.

Sehen, L., Goetze, D., Rajeriarison, C., Roger, E., Thorén, S., & Radespiel, U. (2010). Structural and floristic traits of habitats with differing relative abundance of the lemurs *Microcebus murinus* and *M. ravelobensis* in northwestern Madagascar. *Ecotropica*, *16*(1), 15–30.

Setash, C. M., Zohdy, S., Gerber, B. D., & Karanewsky, C. J. (2017). A biogeographical perspective on the variation in mouse lemur density throughout Madagascar. *Mammal Review*, *47*(3), 212–229. https://doi.org/10.1111/mam.12093

Thiele, D., Razafimahatratra, E., & Hapke, A. (2013). Discrepant partitioning of genetic diversity in mouse lemurs and dwarf lemurs– biological reality or taxonomic bias? *Molecular Phylogenetics and Evolution*, *69*(3), 593–609.

bioRxiv preprint doi: https://doi.org/10.1101/216382; this version posted November 8, 2017. The copyright holder for this preprint (which was not certified by peer review) is the author/funder, who has granted bioRxiv a license to display the preprint in perpetuity. It is made available under aCC-BY-NC 4.0 International license.

Thorén, S., Quietzsch, F., Schwochow, D., Sehen, L., Meusel, C., Meares, K., & Radespiel, U. (2011). Seasonal changes in feeding ecology and activity patterns of two sympatric mouse lemur species, the gray mouse lemur (*Microcebus murinus*) and the golden-brown mouse lemur (*M. ravelobensis*), in northwestern Madagascar. *International Journal of Primatology*, *32*(3), 566–586. https://doi.org/10.1007/s10764-010-9488-1

Wright, P. C., Razafindratsita, V. R., Pochron, S. T., & Jernvall, J. (2005). The key to Madagascar frugivores. In J. L. Dew & J. P. Boubli (Eds.), *Tropical fruits and frugivores: The search for strong interactors* (pp. 121–138). New York, USA: Springer.

Yoder, A. D., Campbell, C. R., Blanco, M. B., dos Reis, M., Ganzhorn, J. U., Goodman, S. M., … Weisrock, D. W. (2016). Geogenetic patterns in mouse lemurs (genus *Microcebus*) reveal the ghosts of Madagascar's forests past. *Proceedings of the National Academy of Sciences*, *113*(29), 8049–8056. https://doi.org/10.1073/pnas.1601081113

Zimmermann, E., & Radespiel, U. (2013). Primate life histories. In W. Henke & I. Tattersall (Eds.), *Handbook of Paleoanthropology* (pp. 1–58). Berlin Heidelberg, Germany: Springer.

bioRxiv preprint doi: https://doi.org/10.1101/216382; this version posted November 8, 2017. The copyright holder for this preprint (which was not certified by peer review) is the author/funder, who has granted bioRxiv a license to display the preprint in perpetuity. It is made available under aCC-BY-NC 4.0 International license.

Table 2: Overview on reviewed studies

Source	Species	Species*	IUCN	Range	Site	Forest type	Degradation	Response to DF
Andriamandimbiarisoa et al. 2015	*gan*	*mur*	ns	ns	Tolagnaro	H	I, II	0
Atsalis 1999	*ruf*		VU	M	Ranomafana	H	II	+
Blow et al. 2014	*ruf*		VU	M	Tampolo	H	ns	-
Bohr et al. 2011	*gris*		LC	L	Tsimanampetsotsa	D	ns	-
Burke & Lehman 2014	*mur*		LC	L	Ankarafantsika	D	I	-
Burke & Lehman 2014	*rav*		EN	M	Ankarafantsika	D	I	+
Corbin & Schmid 1995	*mur*		LC	L	Morondava	D	II	+
Dammhahn & Kappeler 2008a, b, 2009, 2010	*ber*		EN	S	Morondava	D	ns	-
Dammhahn & Kappeler 2008a, b, 2009, 2010, Dammhahn et al. 2009	*mur*		LC	L	Morondava	D	ns	0
Deppe et al. 2007	*spp*		ns	ns	Ranomafana	H	I, II, c	0
Evans et al. 1995	*ruf*		VU	M	Ambatovaky	H	I, II	0
Ganzhorn & Schmid 1998	*mur*		LC	L	Morondava	D	I, II	-
Ganzhorn 1987	*leh*	*ruf*	VU	M	Andasibe- Mantadia	H	I, c	-
Ganzhorn 1988	*leh*	*ruf*	VU	M	Andasibe- Mantadia	H	ns	+
Ganzhorn 1988	*mur*		LC	L	Ankarafantsika	D	ns	ns
Ganzhorn 1989	*leh*	*ruf*	VU	M	Andasibe- Mantadia	H	ns	ns
Ganzhorn 1995	*myox*		VU	L	Morondava	D	I, II	+
Ganzhorn 1995	*mur*		LC	L	Morondava	D	I, II	+
Ganzhorn 2003	*mur*		LC	L	Morondava	D	I, II, c, g	-
Ganzhorn et al. 1997	*arn*	*ruf*	EN	S	Montagne d'Ambre	H	I, II	0
Ganzhorn et al. 2003	*ruf*		VU	M	ns	H	II	0
Ganzhorn et al. 2007	*gan*	*spp*	ns	ns	Tolagnaro	H	II, c	0
Gardner & Davies 2014	*gris*		LC	L	Ranobe	D	II, p	-
Gardner & Davies 2014	*mur*		LC	L	Ranobe	D	II, p	ns
Génin 2008	*gris*		LC	L	Tolagnaro	D	ns	ns
Golden 2009; Golden et al. 2014, Golden & Comaroff 2015	*spp*		ns	ns	Makira	H	ns	-
Goodman 2003	*ber*		EN	S	Morondava	D	ns	ns
Goodman 2003	*gris*		LC	L	ns	D	ns	ns
Goodman 2003	*ruf*		VU	M	ns	H	ns	ns
Herrera et al. 2011	*ruf*		VU	M	Ranomafana	H	I, II	+
Hladik et al. 1980	*mur*		LC	L	Morondava	D	ns	0
Jenkins et al. 2011	*spp*		ns	ns	Moramanga-Anosibe An'ala	H	I, p	-
Kobbe & Dausmann 2009	*gris*		LC	L	Tsimanampetsotsa	D	ns	ns
Lahann 2006	*ruf*		VU	M	ns	H	ns	ns
Lahann 2007	*gan*	*mur*	ns	ns	Tolagnaro	H	I, II	ns
Lahann 2008	*gan*	*mur*	ns	ns	Tolagnaro	H	II	ns
Lehman & Ratsimbazafy 2001	*ruf*		VU	M	Marolambo	H	ns	-
Lehman 2006, Lehman et al. 2006a, b, Rajaonson et al. 2010	*ruf*		VU	M	Ranomafana	H	ns	-
Malone et al. 2013	*mur*		LC	L	Tolagnaro	H	II, c	0
Meyler et al. 2012	*tav*		VU	S	Daraina	D	I, II	+
Miller et al. in prep.	*spp*		ns	ns	Manompana	H	I, II	+
Mittermeier et al. 2010	*sam*		EN	S	ns	H	ns	0
Murphy et al. 2016	*spp*		ns	ns	Makira	H	I, II	0

(continued)

bioRxiv preprint doi: https://doi.org/10.1101/216382; this version posted November 8, 2017. The copyright holder for this preprint (which was not certified by peer review) is the author/funder, who has granted bioRxiv a license to display the preprint in perpetuity. It is made available under aCC-BY-NC 4.0 International license.

Nash 2000	*mur*		LC	L	Beza Mahafaly	D	II, ns	+
Nguyen et al. 2013	*spp*		ns	ns	Tolagnaro	H	II, c	0
Radespiel & Raveloson 2001	*mur*		LC	L	Ankarafantsika	D	I, II	0
Radespiel & Raveloson 2001	*rav*		EN	M	Ankarafantsika	D	I, II	0
Radespiel et al. 2012	*ger*		CR	S	Andasibe- Mantadia	H	c, ns	0
Radespiel et al. 2012	*leh*		VU	M	Andasibe- Mantadia	H	c, ns	0
Raharivololona 2009, Raharivolona & Ganzhorn 2009	*gan*	*mur*	ns	ns	Tolagnaro	H	ns	-
Rakotoarivony 2007	*mur*		LC	L	Ankarafantsika	D	II, ns	0
Rakotoarivony 2007	*rav*		EN	M	Ankarafantsika	D	II, ns	0
Rakotondravony & Radespiel 2009	*mur*		LC	L	Ankarafantsika	D	ns	-
Rakotondravony & Radespiel 2009	*rav*		EN	M	Ankarafantsika	D	ns	ns
Ralison 2007	*spp*		ns	ns	Andranomanitsy	D	II	+
Ramanamanjato & Ganzhorn 2001	*gan*	*mur*	ns	ns	Tolagnaro	H	I, II, c	-
Ramarokoto 2003	*gan*	*mur*	ns	ns	Tolagnaro	H	II	0
Randriamanantsaina 2010	*ruf*		VU	M	Ranomafana	H	II	-
Randrianambinina et al. 2003	*spp*		ns	ns	Antsohihy	H	II, c	+
Randrianambinina et al. 2010	*dan*		EN	M	Antsohihy	D	I, II	+
Randrianarisoa et al. 2001	*mur*		LC	L	Kasijy	D	ns	0
Randriatahina et al. 2014	*sam*		EN	S	S.-Îles Radama	H	II, ns	+
Rasambainarivo et al. 2013, Bublitz et al. 2014, Zohdy et al. 2015	*ruf*		VU	M	Ranomafana	H	I, II, ns	-
Rasoazanabary 2004	*mur*		LC	L	Beza Mahafaly	D	I, II	-
Rasoazanabary 2004	*gris*		LC	L	Beza Mahafaly	D	I, II	ns
Rasolofoson et al. 2007, Rakotondratsimba et al. 2008	*mit*		EN	S	Makira	H	I, II	-
Rasolofoson et al. 2007, Rakotondratsimba et al. 2008	*spp*		ns	ns	Makira	H	I, II	-
Ratsirarson & Ranaivonasy 2002	*ruf*		VU	M	Tampolo	H	II	-
Ravoahangy et al. 2008	*ruf*		VU	M	Anjombalava	H	c, ns	-
Ravoahangy et al. 2008	*gris*		LC	L	Adabolava	D	II, ns	+
Rendigs et al. 2003, Radespiel et al. 2006	*mur*		LC	L	Ankarafantsika	D	II, ns	ns
Rendigs et al. 2003, Radespiel et al. 2006	*rav*		EN	M	Ankarafantsika	D	II, ns	ns
Rodriguez et al. 2015	*gris*		LC	L	Beza Mahafaly	D	I, II	ns
Schäffler 2011, Schäffler et al. 2015	*mur*		LC	L	Morondava	D	I, II	0
Schäffler 2011, Schäffler & Kappeler 2014, Schäffler et al. 2015	*ber*		EN	S	Morondava	D	I, II	-
Schmid 1998	*mur*		LC	L	Morondava	D	I	-
Schwab & Ganzhorn 2004	*mur*		LC	L	Morondava	D	I, II, c	0
Schwab & Ganzhorn 2004	*ber*		EN	S	Morondava	D	I, II, c	-
Sehen et al. 2010	*rav*		EN	M	Ankarafantsika	D	II, ns	0
Sehen et al. 2010	*mur*		LC	L	Ankarafantsika	D	II, ns	ns
Smith et al. 1997	*mur*		LC	L	Morondava	D	I, II, g	-
Thorén et al. 2011	*mur*		LC	L	Ankarafantsika	D	ns	ns
Thorén et al. 2011	*rav*		EN	M	Ankarafantsika	D	ns	ns
Wright et al. 2005, Karanewsky and Wright 2015	*ruf*		VU	M	Ranomafana	H	I, II	-

Key to table: ns= not specified, s.a.a.= same as above. **Species**= *species name according to current taxonomy. ber= M. berthae*, *dan= M. danfossi*, *gan= M. ganzhorni*, *ger= M. gerpi, gris= M. griseorufus*, *leh= M. lehilahytsara*, *mit= M. mittermeieri*, *mur= M. murinus*, *myox= M. myoxinus*, *rav= M. ravelobensis*, *ruf= M. rufus*, *sam= M. sambiranensis*. **Species***= Species name as mentioned in publication, if divergent from species name according to current taxonomy. **IUCN**: LC= Least Concern, VU= Vulnerable, EN= Endangered, CR= Critically Endangered. **Range**: S= small range size, M= medium range size, L= large range size. **Site**: v= various. **Forest type**: D= dry forest, H= humid forest, DH= dry and humid forest. **Degradation**: I= primary forest, II= secondary forest, c= cultivated area, g= grassland.

bioRxiv preprint doi: https://doi.org/10.1101/216382; this version posted November 8, 2017. The copyright holder for this preprint (which was not certified by peer review) is the author/funder, who has granted bioRxiv a license to display the preprint in perpetuity. It is made available under aCC-BY-NC 4.0 International license.

Goals: BG= Biogeography, Com= Competition, Con= Conservation, De= Density, Dis= Distribution, E= Ecology, GI= General Information, HF= Habitat flexibility, HS= Habitat structure, Hib= Hibernation, HumI= Human Influence, M= Methodology, Po= Poaching, Pr= Predation, Se= Seasonality, So= Sociality Su= General survey, Pa= Pathogens and Parasites, R= Reproduction, SS= Sleeping sites, T= Taxonomy.