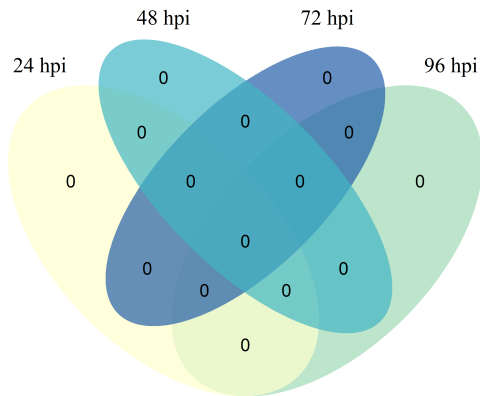


Supplemental figure 4

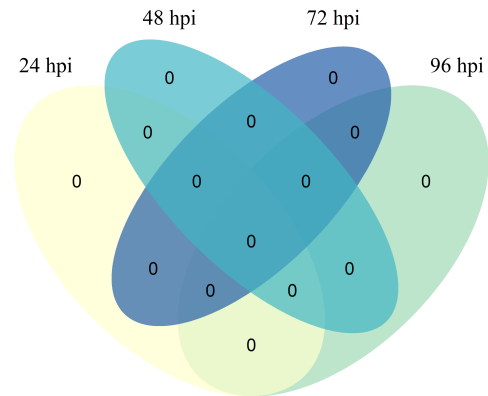
a

SARS-CoV DEGs at 33°C



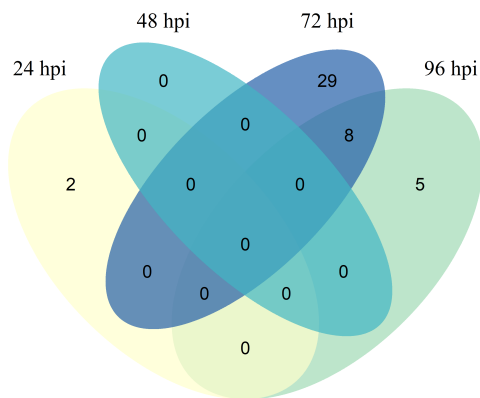
b

SARS-CoV DEGs at 37°C



c

SARS-CoV-2 vs SARS-CoV DEGs at 33°C



d

SARS-CoV-2 vs SARS-CoV DEGs at 37°C

