

Human Parental Relatedness through Time - Detecting Runs of Homozygosity in Ancient DNA

Harald Ringbauer^{1,2,†}, John Novembre^{3,4,*} and Matthias
Steinrücken^{3,4,*}

¹Department of Genetics, Harvard Medical School, Boston, MA 02115, USA.

²Department of Human Evolutionary Biology, Harvard University, Cambridge, MA 02138, USA.

³Department of Human Genetics, University of Chicago, Chicago, IL 60637, USA.

⁴Department of Ecology and Evolution, University of Chicago, Chicago, IL 60637, USA.

*These authors contributed equally to this work.

†Corresponding author.

July 30th, 2020

Abstract

At present day, human parental relatedness varies substantially across the globe, but little is known about the past. Here we use ancient DNA to provide new insights, leveraging that parental relatedness leaves traces in the offspring's genome in the form of runs of homozygosity. We present a method to identify such runs in low-coverage ancient DNA data using linkage information from a reference panel of modern haplotypes. As a result, the method facilitates analysis of a much larger fraction of the global ancient DNA record than previously possible. Simulation and experiments show that this new method has power to detect runs of homozygosity longer than 4 centimorgan for ancient individuals with at least $0.3\times$ coverage. We used this new method to analyze sequence data from 1,785 humans from the last 45,000 years. Generally, we detect very low rates of first cousin or closer unions across most ancient populations. Moreover, our results evidence a substantial impact of the adoption of agricultural lifestyles: We find a marked decay in background parental relatedness, co-occurring with or shortly after the advent of sedentary agriculture. We observe this signal, likely linked to increasing local population sizes, across several geographic regions worldwide.

Introduction

An individual's parents can be related to each other to varying degrees. For present-day humans much intriguing geographic variation in parental relatedness has been observed. On one end of the spectrum, globally more than 700 million living humans are the offspring of second cousins or closer relatives, and in some regions, the rate of such unions reaches 20-60% (Bittles and Black, 2010). Parents can also be more distantly related to each other, often via many deeper connections in their pedigree, as a common consequence of small population sizes (e.g. Ceballos et al., 2018; Henn et al., 2011; Mondal et al., 2016), or as a consequence of founder effects in tight-knit groups (e.g. Broman and Weber, 1999; Goldschmidt et al., 1960). At the other end of the spectrum, in large populations where cousin marriages are not common, many parents have no recent connections in their pedigree at all (Ceballos et al., 2018). Going back in time, sporadic matings of close kin are documented in royal families of Europe, ancient Egypt, Inca and pre-contact Hawaii (Bixler, 1982; Ceballos and Álvarez, 2013), but comparably little is known about broader patterns of parental relatedness, because archaeological evidence alone is often not informative about mating preferences, especially for prehistoric societies.

The genetic sequence of an individual contains information about the relatedness of their parents, since co-inheritance of identical haplotypes from both parents results in stretches of DNA that lack genetic variation, so called runs of homozygosity (ROH) (Fig. 1A, Broman and Weber, 1999). The more recent a parental relationship, the more frequent and longer the resulting ROH tend to be (Ceballos et al., 2018). ROH can be identified in genome-wide data (e.g. Purcell et al., 2007; Narasimhan et al., 2016a), and this signal has been analyzed for a wide range of purposes in medical, conservation, and population genetics (Ceballos et al., 2018).

Recently, ROH have been identified in ancient DNA (aDNA, e.g. Broushaki et al., 2016; Sikora et al., 2017; Schroeder et al., 2018; Racimo et al., 2020; Mafessoni et al., 2020; Cassidy et al., 2020), that is, genetic material extracted from ancient human remains. This advance is especially promising, as large datasets of aDNA have been generated in the last decade (Skoglund and Mathieson, 2018). However, major challenges persist, coverage for aDNA is often around or less than $\sim 1 \times$ per site (see Fig. S17), and contamination and DNA degradation introduce genotyping errors (Furtwängler et al., 2018). As a consequence, ROH detection is currently only possible for ancient individuals of exceptional high coverage. Recent methodological advances enable identifying ROH in data with at least $5 \times$ coverage (Renaud et al., 2019), but this threshold precludes analysis on all but a small fraction of the currently available ancient DNA record.

Here, we present an approach to detect ROH that can identify ROH longer

than 4 centimorgan (cM) in individuals with coverage as low as $0.3\times$. It is designed to perform well for a common type of human ancient DNA data: Pseudo-haploid genotypes (Fig. 1B), which consist of a single allele call for each diploid site. Such data do not convey homozygote versus heterozygote genotype states directly; however, as we show, one can still extract ROH from such data by leveraging linkage disequilibrium information provided by a panel of reference haplotypes. Using this method, we analyze 1,785 ancient individuals from the last 45,000 years, a substantial fraction of the published global human ancient DNA record. We focused on quantifying two domains of parental relatedness: 1) Close-kin unions, measured by the sum of all ROH >20 cM, denoted throughout as $sROH_{>20}$; and 2) Background relatedness as measured by the sum of all ROH 4-8 cM ($sROH_{[4,8]}$). First, we find that matings among first-cousins or closer relatives, though widely practiced today in numerous societies, were generally infrequent in data from the pre-historic societies. Second, we observe decreasing levels of short ROH across many regions coinciding with or shortly after the local Neolithic transition from foraging to agricultural subsistence strategies. This genomic evidence of reduced background relatedness supports long-held evidence of the Neolithic transition involving a major demographic shift towards increased local population sizes.

Detecting ROH using a haplotype reference panel

Our approach to detect ROH employs a phased reference panel to leverage haplotype data (full details are described in Supp. S1). Briefly, our method utilizes the fact that sequencing reads in a region of ROH are effectively sampled from a single haplotype only, because the maternal and paternal haplotypes of the diploid individual are identical. In contrast, outside an ROH, two distinct haplotypes are carried by the target individual, and thus, the sequencing reads originate from both. As a result, modeling sequencing reads as mosaic of long stretches copied from single reference haplotypes works substantially better within ROH regions (see Fig. 1). To detect this signal, we developed a Hidden Markov Model (HMM) with hidden copying states, one for each reference haplotype, to model copying long stretches from the panel (similar to the copying model of Li and Stephens, 2003), and an additional single non-ROH state as in Narasimhan et al. (2016a). We implemented this algorithm in the software package `hapROH`, available at <https://pypi.org/project/hapROH>. The default parameters of the current implementation are tuned for pseudo-haploid genotype calls from a widely used capture technology that targets ca. 1.24 million SNPs (hereafter the “1240K” SNP panel, Fu et al., 2015) when using a reference panel of 5,008 haplotypes of present-day human genetic variation (1000

Genomes, Consortium et al., 2015).

Validating the ROH inference

We tested the method in four scenarios: 1) Spiking ROH segments of various length (4-10 cM) into data (Supp. S1.11), 2) Down-sampling high-coverage ancient individuals (Supp. S1.13), 3) Down-sampling present-day individuals (Supp. S1.14), and 4) Testing different divergence times between the reference panel and the target individual (Supp. S1.12).

For the spike-in experiments, we observe that the power to detect at least 80% of an inserted ROH block was above 85% in all simulated scenarios (Fig. 1D, Supp. S1.11). Bias in the estimated length of the longest overlapping inferred ROH was consistently below 0.5 cM, and we observed no false positives for ROH > 4 cM. In the down-sampling experiments, we tested the ability to recover the sum of ROH segments falling into four length ranges (4-8 cM, 8-12 cM, 12-20 cM, and >20 cM). When down-sampling the oldest modern human genome sequenced to high depth (Ust-Ishim, 45,000 years old, Fu et al., 2014), the method produces little bias in estimating the respective sROH statistics from pseudo-haploid data with as few as 400,000 of the 1240K sites covered (see Fig. 1E, Supp. S1.13). In the experiments where we down-sampled 599 present-day individuals from a global sample (Supp. S1.14), the ROH inference from pseudo-haploid data performs generally well (sROH_[4,8]: $r=0.925$ between diploid ROH calls and pseudo-haploid data, sROH_{>20}: $r=0.988$, Fig. S9), except for sub-Saharan forager populations. When assessing the impact of different divergence times between the test population and the haplotype reference panel in individuals with a simulated coverage of $1\times$, we find that, using a European-only reference panel, the method can detect ROH in low coverage test individuals from East Asia and South America but showed much less power for test individuals from West Africa (see Fig. S5).

Together, our tests show that the new method can infer ROH segments longer than 4 cM for individuals with more than 400,000 of the 1240K sites covered at least once, while tolerating sequencing error rates up to 3%. Additionally, our experiments demonstrate that the method can analyze target individuals from populations that diverged from the reference panel up to several ten thousand years ago. Therefore, all present-day and ancient humans that share the out of Africa bottleneck (20,000–40,000 BP, Speidel et al., 2019) fall into the range of applicability of our method when using the 1240K marker set and the full 1000 Genomes dataset as haplotype reference panel.

Application to aDNA data

We then applied our method to a large publicly available dataset of aDNA data (“1240K”, v42.4, released on March 1, 2020, <https://reich.hms.harvard.edu>) using the 1000 Genomes dataset as haplotype reference panel (see Methods). Only 134 individuals in this dataset have sufficient coverage for previous methods that detect ROH (e.g. $>5\times$ coverage, Renaud et al., 2019) (Fig. S17). Using our new method, 1,833 of the 3,723 individuals can be analyzed with high confidence (400,000 of the 1240K sites covered at least once, Fig. 1, Supp. S1.13). We also integrated a dataset of modern individuals genotyped at the Human Origins SNPs (HO, Lazaridis et al., 2014). After quality control and filtering (see Methods), we arrived at a combined dataset of 1,785 ancient and 1,941 present-day individuals, in which we inferred ROH longer than 4 cM.

Low abundance of long ROH

We first identified individuals with $sROH_{>20}$ greater than 50 cM. We chose this threshold based on calculations (Supp. S3) and simulations (Supp. S4), which show that in large populations, 88% and 20% of the offspring of first and second cousins, respectively, have $sROH_{>20} > 50$ cM, but less than 1% of offspring of third or more distant cousins do. The 50 cM threshold for $sROH_{>20}$ can also be surpassed in very small isolated populations, specifically, 34% of individuals in populations of size 250 and 8% for size 500 (Fig. S14). Hereafter we refer to this as the “long ROH” threshold, and individuals crossing it as having “long ROH”.

Overall, we find that only 54 out of the 1,785 ancient individuals (3.0%, CI: 2.3-3.9%) have $sROH_{>20}$ above 50 cM (all 54 depicted in Fig. 3A). Generally, these individuals with long ROH do not concentrate in any particular region or time period (Fig. 2B and Fig. 3). The only archaeological cluster (defined in annotations from the source dataset, modified for readability) with more than two individuals is ‘Iron Age Republican Rome’, where 3 of 11 samples reported in Antonio et al. (2019) fall above the long ROH threshold. In the Pontic-Caspian Steppe region, 3 of 54 individuals who lived between 2,600-1,500 BP (5.6%, CI: 1.2-15.4%) exceed the threshold (Fig. 2F), but this signal is not significantly different from the rate in the full dataset. Three individuals with long ROH appear in the late pre-contact Andes region (Fig. 2D). A follow-up study investigates this signal with a larger sample size [Ringbauer et al. 2020, in press]. Notably, 11 of the 54 individuals with long ROH are located on islands: Ordered by time and using the cluster annotations from the publicly available dataset (modified for readability) these are: ‘Sardinia Early Copper Age’ (1 of 1,

Supp. Fig. 4), 'Sweden Megalithic' (1 of 5, all on Gotland), 'England Neolithic' (1 of 16), 'Chilean Western Archipelago' (1 of 3), 'England C-EBA' (2 of 14, Fig. 2), 'Russia Bolshoy' (2 of 6), 'Vanuatu 1,100 BP' (1 of 3), 'Argentina Tierra del Fuego' (1 of 1), and 'Indian Great Andaman' (1 of 1).

The highest value of $sROH_{>20}$ across the whole dataset (including present-day individuals) is found in a 6,000-year-old Levantine Copper Age individual (I1178, Harney et al., 2018) with 545 cM $sROH_{>20}$. The other 8 individuals tested from the same burial site (Peqi'in Cave, Israel Chalcolithic 6000 BP, Harney et al., 2018) had $sROH_{>20}$ values of 0, and very little ROH overall ($sROH_{>4} < 30$ cM). The sum and length distribution of ROH suggest the parents of individual I1178 were first degree relatives (Supp. Fig. 5), i.e. parent-offspring or full siblings whose offspring will have a quarter of their genome in ROH. We note that the burial context of this male individual was not reported to be exceptional.

The rate of long ROH is substantially higher in the present-day Human Origins dataset; we inferred that 176 of 1,941 modern individuals (9.1%, CI: 7.8-10.4%) have long ROH. In contrast to ancient data, several geographic clusters of long ROH are found, mainly in present-day Near East, North Africa, Central/South Asia, and South America (see ROH grouped per sample label in Supp. Data 1). This signal mirrors previous ROH observations (reviewed in Ceballos et al., 2018) and estimated prevalence of cousin marriages (Bittles and Black, 2010).

In two regions where long ROH are common in the present-day data (Fig. 3, Supp. Data 1) our ancient data contains several ancient individuals, which allowed us to analyze time transects. In the Levant, all five present-day annotated groups in our study (Druze, Palestinian, Syrian, Lebanese, Jordanian) have a high fraction of individuals above the long ROH threshold (30 out of 102 in total, see Fig. 3C). In the ancient sample of this region, only 2 out of 28 analyzed Levant individuals from the Copper Age (n=9), Bronze Age (n=8), Roman times (n=3) to the Middle Age (n=8) fall above this threshold: The first is the Israel Chalcolithic individual with the highest $sROH_{>20}$ in our dataset (see above) (Supp. Fig. 5); the second is a male individual (SI-38) excavated from a mass burial in South Lebanon connected to a Medieval Crusader battle, who was found to have local ancestry (Haber et al., 2019). The second region for which we could analyze a time transect is the region of present-day Pakistan. In five out of six modern annotated groups in the dataset (Brahui, Makrani, Balochi, Pathan and Sindhi), many individuals have long ROH (33 out of 98 individuals with $sROH_{>20}$ above 50 cM). In the sixth group, from the Kalash, an isolated valley population, only 1 individual out of 18 exceeds this threshold, despite elevated levels of background ROH being observed (Fig. 3B). In con-

trast, we infer that only 1 individual out of 75 in this region from the Iron Age (3,200-2,700 BP) has $sROH_{>20}$ above the threshold. None of the 20 individuals from the Historical Period (2,600-1,900 BP) and none of the 4 individuals from the Middle Period (900-400 BP) surpass the long ROH threshold (Fig. 3B).

Human background relatedness decreased over time

Shorter ROH segments measured by $sROH_{[4,8]}$ accumulate from parental lineages coalescing on average 10-30 generations ago (Fig. S13); thus, their abundance reflects the size of the ancestral mating pool (“background relatedness”) over approximately the previous half millennium (assuming 30 years per human generation, Fenner, 2005). Because ancestry often spreads out geographically back in time, the probability of recent coalescence and ROH decreases not only with increasing local population size, but also increasing parent-offspring dispersal (Barton et al., 2002; Ringbauer et al., 2017). Assuming that individual mobility is comparable between groups, $sROH_{[4,8]}$ proxies for local population size (Browning et al., 2018). We plotted the values of $sROH_{[4,8]}$ in time transects for 24 major geographic regions that cover 1,763 of the 1,785 ancient individuals (16 regions shown in Fig. 2, 8 regions in Fig. S4, 29 additional individuals from islands are shown in Fig. 3D, and the remaining 22 individuals are depicted in Supp. Data 2). In addition, we tested whether $sROH_{[4,8]}$ differs between subsistence strategies (annotated for most ancient individuals, see Methods) in certain regions (PERMANOVA used for Tab. 1 and p-values in text below).

We find that $sROH_{[4,8]}$ is highest among the most ancient individuals in the dataset and then generally decreases going forward in time. Each of 43 ancient individuals in the global sample dated to before 10,000 BP was inferred to have $sROH_{[4,8]} > 0$, with a median value of 54.5 (39 individuals shown in Fig. 2). We then observe a substantial decline in $sROH_{[4,8]}$ coinciding with the Neolithic transition to sedentary, agricultural lifestyles (Fig. 2). In Western Eurasia, we contrasted individuals from forager cultures to those from early farming cultures (i.e., farming cultures within the first 2,000 years after the first annotated “Agriculture” individual per region). We found that $sROH_{[4,8]}$ decreases substantially in all 8 regional transects which contain both annotated foragers and farmers (p-value < 0.05 in 7 of these 8 transects), and median $sROH_{[4,8]}$ values drop from 13-66 cM per foraging group to 0-9 cM per early farming group (Tab. 1). In the Andes, where agriculture gradually increased in intensity starting around 5,000 BP in a heterogeneous process lasting thousands of years (Piperno and Fritz, 1994), the median $sROH_{[4,8]}$ decreases from 55.4 for foragers to 17.9 for agriculturalists ($p = 1.2 \times 10^{-2}$, Tab. 1).

Detailed inspection of the transitions from foraging to farming reveals in-

interesting finer-scale dynamics. First, for the earliest western Eurasian farmers not using ceramics yet, who lived ~10,000 years ago and predate the Neolithic expansions into Europe, we still observe short ROH values, with a median $sROH_{[4,8]}$ of 36.7, 16.4, and 15.2 in Aegean, Levant, and Central Asian aceramic farmers, respectively, which is comparable to values observed for western Eurasian foragers ($sROH_{[4,8]}$ ranging from 13-66 cM, Table 1). In all three regions there is a subsequent marked drop to ceramic early farmers, with median $sROH_{[4,8]}$ decreasing substantially to 0, 0, and 4.8, respectively ($p=6.0 \times 10^{-5}$, 3.8×10^{-2} , and 5.4×10^{-2} , Tab. 1).

Furthermore, one ceramic early farming group in our sample stands out: Individuals annotated in the original dataset as Iberian Early Neolithic (7,400-7,000 BP, Olalde et al., 2019) have median $sROH_{[4,8]}$ of 32.8 cM, which is substantially higher than in other early Eurasian farmers (median $sROH_{[4,8]}$: 0-8.7 cM, Tab. 1). However, in Iberian Middle Neolithic farmers (6,800-4,600 BP) ROH decreases (median $sROH_{[4,8]}=0$, $p<10^{-5}$, Tab. 1) and becomes more typical of other early European farmers. As the early Iberian individuals have exceptionally high early farmer ancestry (>90% Olalde et al., 2019), this signal cannot be explained by forager (hunter gatherer) ancestry. However, archaeological evidence of a rapid maritime spread (Cardial Ware expansion) within a few hundred years around 7,500 BP (Zilhão, 2001) provides one plausible explanation of this increased abundance of short ROH in the Early Neolithic, as a rapid spread could have caused an initial bottleneck. Moreover, an initially small population of early farmers would explain why forager admixture substantially increased in Middle Neolithic Iberians and remained one of the highest of European Neolithic populations (~25%, Olalde et al., 2019).

In the ancient Americas, elevated $sROH_{[4,8]}$ values evidence sustained high levels of background relatedness. This signal is found across all American regions: Western North America (West NA) (Fig. 2D1, median $sROH_{[4,8]}=67.1$ cM excluding long ROH individuals, $n=7$), Eastern South America (East SA) (Fig. 2D2, 59.0 cM, $n=13$), Andean (Fig. 2D3, 31.5 cM, $n=20$), Southern SA (Fig. 2D4, 112.5 cM, $n=8$) and Beringia (Fig. 4S1, 52.4 cM, $n=9$). This abundance of ROH (overall median $sROH_{[4,8]}=56.3$) is higher than the rest of the global sample in the same broad time period (<13k years ago, median 4.2 cM, $p<10^{-5}$, Tab. 1). Since $sROH_{[4,8]}$ is driven by co-ancestry within the last few dozen generations (Supp. S3), this elevated $sROH_{[4,8]}$ cM cannot be explained by bottlenecks during early migrations into the Americas, but one needs to invoke more recent, sustained small effective population sizes. Overall we observe little temporal variation (Fig. 2), with one exception in the dataset being Andean populations around the time of the shift to agriculture (see above; also note the dataset does not include individuals from other early centers of agriculture in the Americas, e.g.

Central Mexico, eastern North America).

Another observation of elevated ROH on a large geographical scale is found in the Eurasian Steppe, where early pastoralist groups all have substantial amounts of sROH_[4,8] (Steppe-PA 5.2-3k BP, median sROH_[4,8] = 10.9, Tab. 1), including the Yamnaya (median 17.5 cM, n=17), Afanasievo (18.1 cM, n=22), Sintashta (5.7 cM, n=21), Okunevo (24.5 cM, n=12) and Srubnaya (4.8 cM, n=19). These sROH_[4,8] levels are significantly higher than in Western Eurasian farmer populations before 5,000 BP (median 4.2 cM, $p < 10^{-5}$, Tab. 1), and, notably, also significantly higher than their southern contemporaneous neighbors, sedentary farmers from Central Asia (median 0, $p < 10^{-5}$, Tab. 1). In samples from the Western Pontic-Caspian Steppe (present-day Ukraine and Moldavia), at the transition from foragers to pastoralists, we observe a substantial decrease of sROH_[4,8] from median 14.2 to 0 ($p = 6.9 \times 10^{-3}$, Tab. 1). Similarly in the Eastern Steppe (around Lake Baikal and present-day Mongolia), a shift from foragers to pastoralism coincides with a significant reduction in sROH_[4,8] (median 32.5 to 4.7, $p < 10^{-5}$). We note that in both the Western and Eastern Steppe many of the pastoralists in our sample are from 3,000-2,000 BP (Scythian and Xiongnu, respectively), substantially later than the early pastoralists mentioned above.

Discussion

We developed a method for measuring ROH in low coverage ancient DNA. Analyzing aDNA data from 1,785 individuals, this tool enabled us to generate new evidence for two key aspects of the human past: Identifying long ROH (>20 cM) provided insight into past prevalence of close kin unions, whereas short ROH (4-8 cM) revealed patterns of past background relatedness that proxies for local population sizes.

Analyzing long ROH, we found that only 1 out of 1,785 ancient individuals had ROH typical for the offspring of first-degree relatives (e.g. brother-sister or parent-offspring). Historically, matings of first degree relatives are only documented in royal families of ancient Egypt, Inca and pre-contact Hawaii, where they were sporadic occurrences (Bixler, 1982). The only other example of an offspring of first-degree relatives found using aDNA to date is the recently reported case from an elite grave in Neolithic Ireland (Cassidy et al., 2020). Our findings are in agreement that first-degree unions were generally extremely rare in the past.

Further, we find that only 54 out of 1,785 ancient individuals (3.0%, CI: 2.3-3.9%) have long ROH typical for the offspring of first cousins (88%) and less commonly observed for second cousins (20%). Such long ROH can also arise as a consequence of small mating pools (e.g. 8% in randomly mating popu-

lations of size 500, which may explain the long ROH we observed on certain island populations). Therefore, the rate of long ROH is an upper bound for the rate of first cousin unions. On the other hand, because of incomplete power some long ROH may be missed in our empirical analysis; however, even if the method would fail to detect half of all ROH >20 cM, well below the power that we observed in our simulations, we would still detect 60% of first cousins (see Supp. S5). We conclude that in our ancient sample substantially less than 10% of all parental unions occurred on the level of first cousins.

In two specific regions with high levels of long ROH in the present-day (Ceballos et al., 2018), the dataset contained a sufficient number of ancient individuals to allow analyzing time transects and for both transects (the Levant and present-day Pakistan), we observe a substantial shift in the levels of long ROH. In contrast to the high abundance of long ROH typical of close kin unions in the present-day individuals, long ROH were uncommon in the ancient individuals, including up to the Middle Ages. Additional data from these regions and others with high levels of long ROH today, such as North Africa as well as Central, South, and West Asia (Ceballos et al., 2018), will help resolve with more precision the origin and spread of these well-studied kinship-based mating systems (King-Irani, 2004; Korotayev, 2000). Overall, our results show how an ROH-based method can be used to inform understanding of shifts in cultural marriage/mating practices.

As a second major finding, we observed that human background relatedness as measured by short ROH (4-8 cM) decreased markedly over time in many regions, with a significant drop occurring during or shortly after the transition to sedentary farming ("Neolithic Transition"). Assuming that early farmers had no increased individual mobility compared to foragers, which would agree with observations in present-day forager populations (MacDonald and Hewlett, 1999), the substantial decrease of short ROH evidences markedly increasing local population sizes. As such, our results provide a new genetic line of evidence for the inference that local population sizes increased following the Neolithic transition (Diamond and Bellwood, 2003; Ammerman and Cavalli-Sforza, 2014; Bacci, 2017). Future application of our methodology at finer-scales may give additional insights regarding the timing and variance in how the adoption of farming and related changes impacted population growth.

For individuals from early Eurasian Steppe pastoralist groups, we observe an intermediate level of short ROH. These early cultures (e.g. the Yamnaya) have drawn much attention in archaeological and ancient DNA studies to date, as they are a strong candidate for the origin of Indo-European languages and of several population expansions (Anthony, 2010; Allentoft et al., 2015; Haak et al., 2015; de Barros Damgaard et al., 2018; Narasimhan et al., 2019). The ob-

served elevated rate of short ROH provides evidence that many matings occurred within and among small, related groups. An alternative interpretation for the abundance of short ROH could be that burial sites (“Kurgans”) represent a biased sample of societal classes with more short ROH than the general population (Anthony, 2010). However, as short ROH probe parental ancestry up to several dozen generations into the past, this signal would require reproductive isolation between societal strata maintained over many generations. Therefore, it is likely that at least part of the signal is due to Steppe populations having comparably low population densities or a recent bottleneck.

Our analysis is limited by several caveats. Importantly, skeletal remains accessible by archaeological means often do not constitute a random cross-section of past populations. While levels of background relatedness are expected to be broadly similar within a mixing population, rates of close kin unions can vary substantially because of social structure; e.g. elite dynasties may practice close kin unions despite them being uncommon in the general population. Another limitation is the incomplete sampling of the current aDNA record and that for much of the world, we necessarily make inferences from small numbers and sparse sampling. Future work analyzing the rapidly growing aDNA record will help to resolve additional details of other social and cultural factors operating at finer scales (e.g., leveraging more precise timings of shifts and more subtle shifts in ROH patterns). In particular, future studies focusing on specific localized questions can combine archaeological and genetic evidence such as the one provided by the new methodology presented here (Racimo et al., 2020).

In addition to denser sampling, there are several ways how our analysis can be improved upon by future work. Here we analyzed long ROH (>20 cM) and short ROH (4-8 cM) only. While this dichotomy helped us to disentangle more clearly recent and distant parental relatedness, we expect that future work refining the downstream analysis of ROH will be able to extract more subtle signatures by looking across all ROH scales. Furthermore, we note that our application focused on a set of SNPs widely used for human ancient DNA (1240K SNPs). For whole-genome sequencing data (available for a subset of the data analyzed here), using all genome-wide variants would likely lower the requirements for coverage below the current limit of 400,000 of the 1240K SNPs covered at least once (corresponding to ca. $0.3\times$ whole-genome sequencing coverage).

Identifying ROH can also be a starting point for other powerful applications: ROH consist of only a single haplotype (the main signal of our method), which is therefore perfectly phased, a prerequisite for powerful methods relying on haplotype copying (e.g. Lawson et al., 2012) or tree reconstruction (e.g. Kelleher et al., 2019; Speidel et al., 2019). Moreover, long ROH could be used to estimate contamination and error rates, an important task in ancient DNA stud-

ies (Furtwängler et al., 2018). ROH lack heterozygotes, allowing one to identify heterozygous reads within ROH that must originate from contamination or genotyping error, similar to estimating contamination from the hemizygous X chromosomes in males (Korneliussen et al., 2014). Another promising future direction is the development of a method to identify long shared sequence blocks in ancient DNA not only within (ROH), but also between individuals, called identity-by-descent (IBD). Calling IBD between individuals would substantially increase power for measuring background relatedness, since signal from every pair of individuals could be used. Moreover, a geographic IBD block signal is highly informative about patterns of recent migration (Ralph and Coop, 2013; Palamara and Pe'er, 2013; Ringbauer et al., 2017; Al-Asadi et al., 2019). Extending our method to similarly use linkage information from reference haplotypes when detecting IBD could enable such analyses in low coverage ancient individuals.

Finally, the analysis of ROH has additional implications beyond human demography and kinship-based mating systems. In many plants and animal species, ROH are more prevalent (due to different mating systems, small population sizes, or domestication), and the study of ROH may be particularly interesting for understanding early plant and animal breeding, as actively controlled mating among domesticates would be expected to alter ROH (Frantz et al., 2020). For aDNA from extinct or endangered species, ROH can shed light on the extinction and inbreeding processes, as is observed for example in aDNA from high-coverage Neanderthal individuals (Prüfer et al., 2014; Kuhlwilm et al., 2016; Prüfer et al., 2017; Mafessoni et al., 2020), or modern DNA from Isle Royal wolves (Robinson et al., 2019). Finally, as ROH expose rare deleterious recessive alleles (Narasimhan et al., 2016b), the temporal dynamics of ROH are relevant for understanding the evolutionary dynamics of deleterious variants and health outcomes (Szpiech et al., 2019; Robinson et al., 2019; Clark et al., 2019; Walters et al., 2019). Overall, we hope new methods building upon the core ideas of our approach will contribute useful tools for studying low-coverage data from a wide range of natural populations.

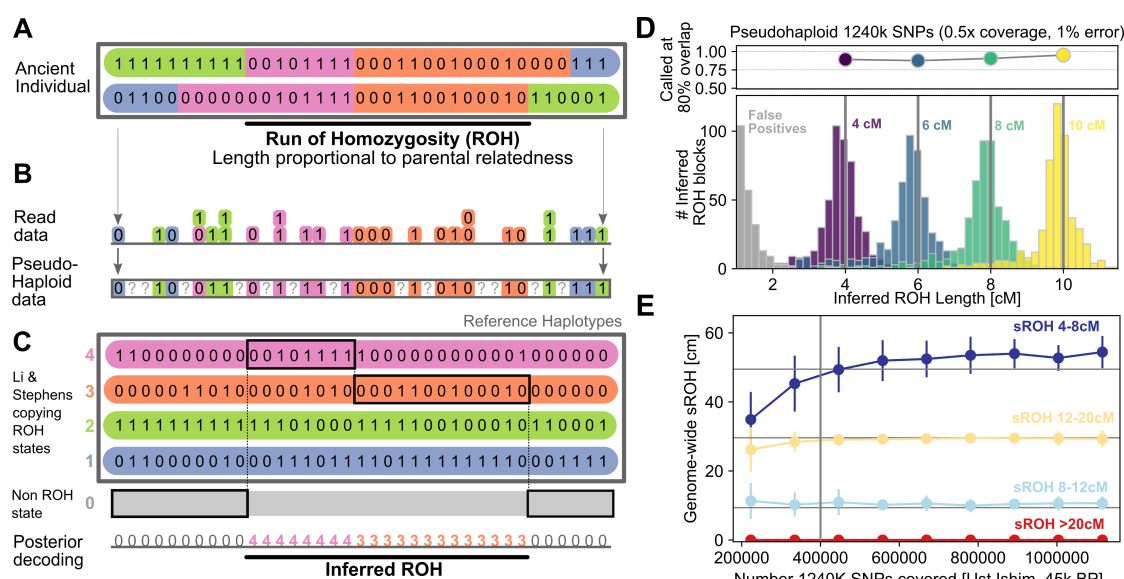


Figure 1: Detecting runs of homozygosity using a reference panel. **Panel A,B:** Illustration of genotype data for a diploid individual (Panel A). Mapping sequencing reads to a biallelic SNP produces counts of reads for each allele (Panel B), from which in turn pseudo-haplotype genotypes, i.e. single reads per site, are sampled (Panel B). **Panel C:** Schematic of Method. A target individual's genotype data is modelled as mosaic copied from haplotypes in a reference panel (ROH states, colored) and one additional background state (non-ROH, gray). **Panel D:** We applied our method to simulated data with known ROH copied in (see Supp. S1.7 for details). We copied 500 ROH of exactly 4, 6, 8, and 10 cM into 100 artificial chromosomes, and depict histograms of inferred ROH lengths (in color) as well as false positives (in gray) after downsampling and adding errors (0.5x of all 1240K SNPs, with 1% error added). **Panel E:** Down-sampling experiment of a high coverage ancient who lived 45,000 years ago (Ust Ishim man) using a modern reference panel (1000 Genomes dataset). We down-sampled pseudohaploid data to random subsets of the 1240K SNPs, running 100 replicates for each target coverage. We depict mean and standard deviation of the inferred ROH in four length bins (4-8, 8-12, 12-20, and >20 cM). The horizontal lines indicate high confidence estimates using diploid genotype calls from all available data.

				sROH _[4,8] A			sROH _[4,8] B			
Group A	Group B	<i>n_A</i>	<i>n_B</i>	25%	50%	75%	25%	50%	75%	p-value
FG >10k BP	FG 8-10k BP	35	53	29.2	51.0	81.6	9.9	20.8	39.2	3.5 × 10 ⁻⁴
Foraging	Early Farmer									
	All Eurasian	111	223	7.2	18.7	37.5	0.0	4.6	9.4	<10 ⁻⁵
	Aegan	1	27	30.9	30.9	30.9	0.0	0.0	5.0	3.6 × 10 ⁻²
	Balkans	38	35	5.6	13.6	21.0	0.0	4.2	8.5	<10 ⁻⁵
	Baltic Sea	41	7	9.3	22.2	38.8	6.9	8.7	12.7	3.5 × 10 ⁻²
	Britain	1	90	39.8	39.8	39.8	4.2	5.6	9.4	1.1 × 10 ⁻²
	Central Europe	4	17	26.6	36.9	46.7	0.0	0.0	4.5	3.6 × 10 ⁻⁴
	Iberia	4	23	7.5	25.6	45.9	0.0	5.1	26.5	1.3 × 10 ⁻¹
	Central Italy	2	11	49.2	65.8	82.4	0.0	4.4	10.8	1.3 × 10 ⁻²
	Steppe	20	13	5.6	17.3	51.7	0.0	4.3	9.5	9.9 × 10 ⁻³
	Andean	7	5	46.8	55.4	95.2	9.6	17.9	22.1	1.2 × 10 ⁻²
Farmers >5k BP	Steppe-PA 5.2-3k BP	286	188	0.0	4.2	9.2	4.2	10.9	17.1	<10 ⁻⁵
Central Asian >3k BP	Steppe-PA 5.2-3k BP	84	188	0.0	0.0	6.2	4.2	10.9	17.1	<10 ⁻⁵
Foraging	Pastoralism									
	Western PC Steppe	13	8	4.5	14.2	17.3	0.0	0.0	1.0	6.9 × 10 ⁻³
	Eastern Steppe	28	18	24.3	32.5	49.9	0.0	4.7	12.4	<1.0 × 10 ⁻⁵
Aceraemic Farmer	Early (Ceramic) Farmer									
	Aegan	5	27	36.2	37.2	38.0	0.0	0.0	5.0	6.0 × 10 ⁻⁵
	Levant	2	11	11.0	16.4	21.8	0.0	0.0	2.0	3.8 × 10 ⁻²
	Central Asia	5	5	11.4	15.2	25.8	0.0	4.8	7.0	5.4 × 10 ⁻²
Iberia-EN	Iberia-MN	7	15	23.7	32.8	37.3	0.0	0.0	4.7	<10 ⁻⁵
Americas	other <13k BP	57	1658	28.0	56.3	85.8	0.0	4.2	10.5	<10 ⁻⁵

Table 1: Comparison of Statistics for sROH_[4,8] for pairs of groups. For each of two groups (A and B), we calculate the sROH_[4,8] statistic with individuals having sROH_{>20} > 50 cM removed. We report the total sample size per group (*n_A* and *n_B*), quantiles of the sROH_[4,8] statistic (25%, 50%, and 75%), and a p-value for the pairwise comparison (PERMANOVA with 99,999 Permutations, see Methods). Early Farmer groups are defined as 2,000 years after the first individual with an “Agriculture” annotation per region (Fig. 2). Other population abbreviations are FG: Foraging, PA: Pastoralism, EN: Early Neolithic, MN: Middle Neolithic.

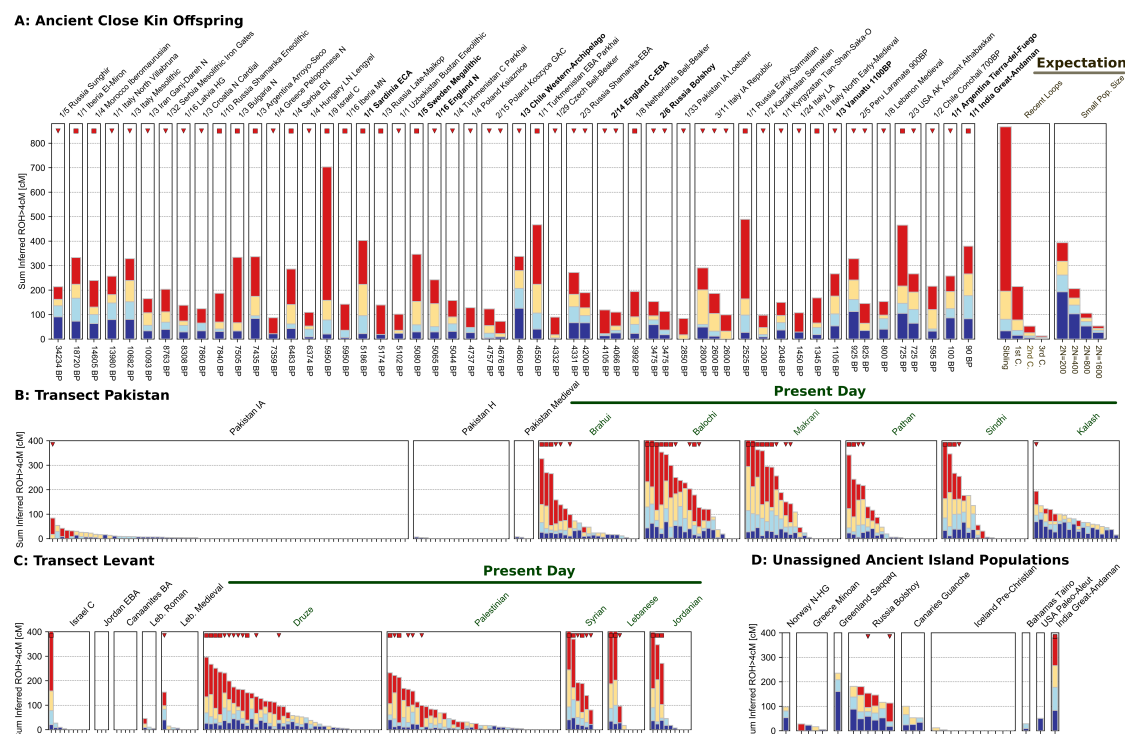


Figure 3: ROH in a subset of ancient and present-day populations. Each individual is represented by stacked vertical bars, where the length of each bar is determined by the ROH of this individuals falling into four length classes (4-8, 8-12, 12-20, and >20 cM, color-coded). **Panel A:** All 54 ancient individuals (out of 1,785) with at least 50 cM $sROH_{>20}$ (x/n indicates number of individuals x exceeding threshold in cluster of size n defined by archaeological label). The labels of the 11 individuals from island populations are printed in bold. We also show a legend (top right) of expected ROH for offspring of close kin or in small populations, based on analytical calculations (Supp. S3). For simulations exhibiting individual variation around the mean see Supp. S3 and Supp. S4. **Panel B,C:** Time transects for regions covering present-day Pakistan and Levant, respectively. Modern individuals are indicated by the green horizontal bars. **Panel D:** Ancient individuals from island populations not assigned to geographic regions (circles in Fig. 2A).

Supplemental Figures

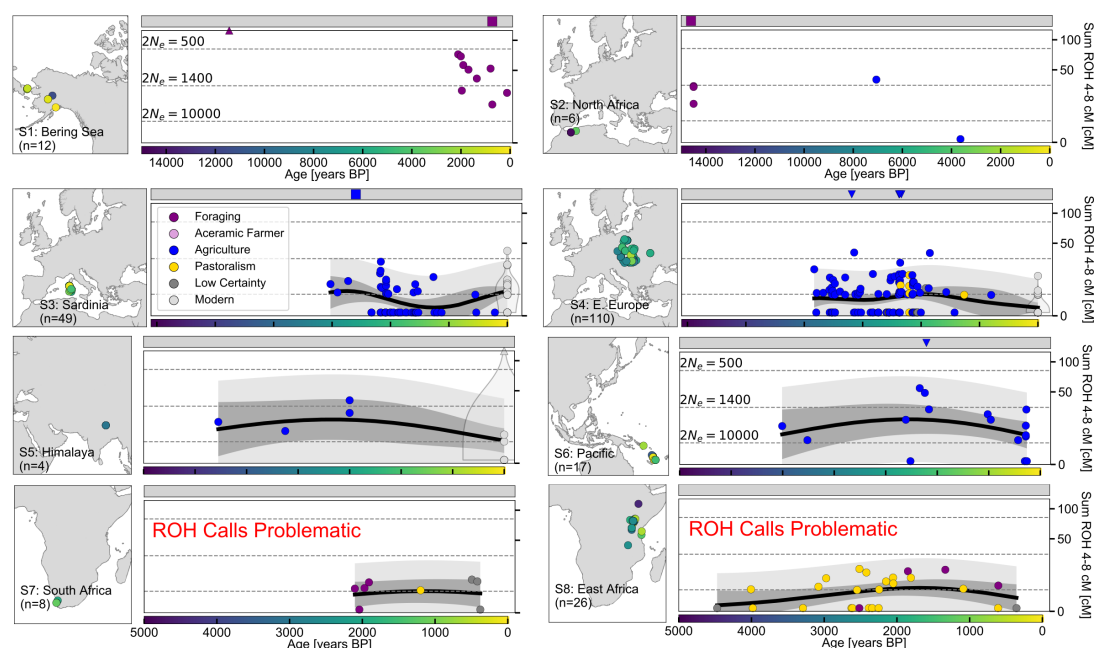


Figure 4: Time transects of eight additional regions. As in Fig. 2: Each circle in the main panels depicts $sROH_{[4,8]}$ for one ancient Individual. We plot individuals grouped by geography (Fig. 2A). We also show mean estimates calculated from a Gaussian Process model (solid black lines, see Methods), and 95% empirical confidence intervals for individuals (light gray) and for the estimated mean (dark gray). Horizontal lines depict the theoretical expectations for sum of ROH blocks 4-8 cM for panmictic population of different sizes, calculated using analytical formulas (Supp. S3). In the gray bar at the top of each panel, we indicate individuals with $sROH_{[4,8]} > 20$ more than 100 cM (squares) and 50 cM (downward triangles). Where available, we also show ROH in present-day individuals (light-gray points for each individual, violin plot for density estimate). Note that in our tests $hapROH$ could not recover a substantial fraction of long ROH for certain Sub-Saharan ancestries (see Supp. 1.14 for details), thus we warn that the power to call ROH is likely also low for ancient Sub-Saharan African individuals.

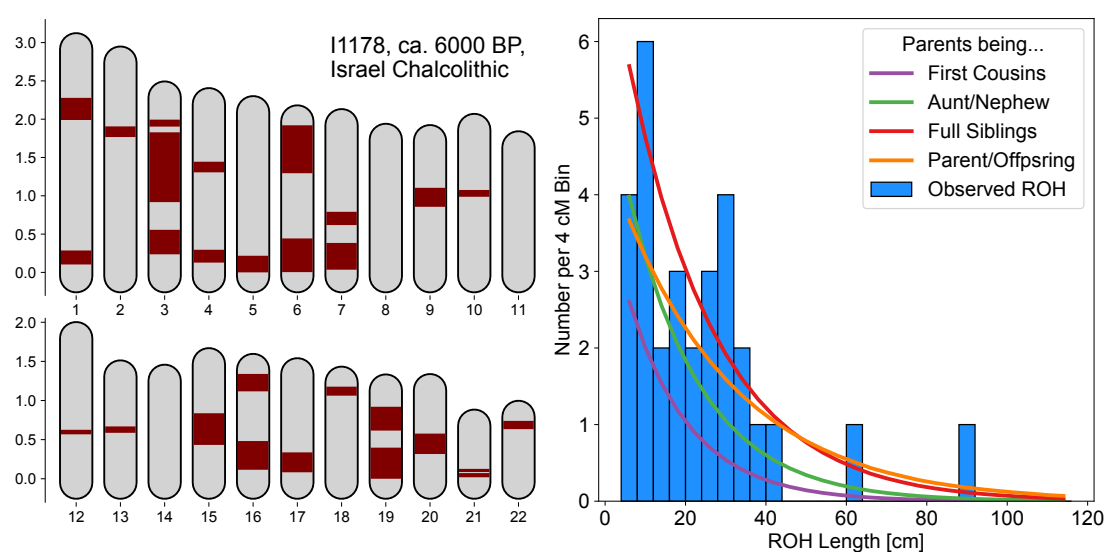


Figure 5: ROH in a 6,000 year old individual. We show ROH of the individual with the highest sum of inferred ROH among all our samples, I1178, a male individual context-dated to ca. 4,500–3,900 BCE, reported in Harney et al. (2018). He was inferred to have 703.2 cM of his genome in ROH longer than 4 cM, with the longest ROH spanning 91.1 cM. We depict all these ROH (left panel), with map length annotated in Morgan. We also show a histogram of the ROH lengths, together with expected densities of ROH for certain degrees of parental relationships, calculated as described in Supp. S3 (right panel).

Methods

Calling ROH in a global dataset

To detect ROH, we developed a method, `hapROH`, which is based on a hidden Markov model (HMM) with ROH and non-ROH states and uses a panel of reference haplotypes. The detailed method description, parameter settings, and evaluation via simulation and downsampling are provided in Supp. S1, Supp. S1.7, Supp. S1.11 and Supp. S1.14. The software is available at <https://pypi.org/project/hapROH/>.

Empirical dataset

The global ancient DNA dataset we analyze originates from a curated dataset of published ancient DNA (“1240K”, v42.4, released on March 1, 2020, <https://reich.hms.harvard.edu>). This release provides ancient DNA data in pseudo-haploid format for 1.24 million SNPs (The “1240K” SNP panel). We added an additional 40 ancient Sardinian individuals in pseudo-haploid format from [Marcus et al. \(2020\)](#) that have not yet been compiled into the global reference dataset. We filtered to individuals that contained `PASS` in the `ASSESSMENT` column of the meta-data table in order to remove individuals with possible contamination. We furthermore removed individuals with insufficient permissions (see `Ethics Statement`). For ancient individuals that had multiple genotypes listed, we kept the record with the highest coverage. Furthermore, we removed all Neanderthal and Denisovan individuals, as well as the individual `tem003`, for which initial analysis showed that it has all of chromosome 2 in ROH, but no other long ROH. Finally, we kept only individuals with at least 400,000 SNPs of the 1.24 million covered, the approximate cutoff above which our method can provide robust ROH inference (Fig. S1). For present-day data, we downloaded the Human Origins dataset with diploid genotype calls for ca. 550,000 autosomal SNPs ([Lazaridis et al., 2014](#)), that are a subset of the 1240k SNPs.

We applied `hapROH` to the pseudo-haploid data for the 1,785 ancient individuals and the diploid data for the 1,941 modern individuals that pass our quality thresholds. We used all SNPs with available data for which the reference and the alternative allele matched the information in the reference panel, set the respective emission probabilities to values designed for these two types of data (Supp. 1.3), and used the default parameters of `hapROH` that were optimized for the 1240K SNPs (Supp. 1.8). For the haplotype reference panel, we used the full global set of 5,008 phased haplotypes of the 1000 Genomes Project dataset (Phase 3, release 20130502) accessible via <ftp://ftp.1000genomes>.

ebi.ac.uk/ (Consortium et al., 2015), down-sampled to the biallelic 1240K SNP markers with `bcftools` (version 1.9). We report the detailed ROH calls for all individuals in Supplemental Information 1.

Annotation of food economy

For each ancient individual, we annotated the primary subsistence strategy into standard broad categories of food production (Haviland et al., 2013), using descriptions of the archaeological sites and cultural affiliations. We used three main labels: We denoted 1) hunter gatherer and horticulture lifestyles based on collecting wild plants, hunting, or fishing with the label “Forager”; 2) groups that practiced substantial amounts of sedentary farming (e.g. cereals and domesticates observed in the archaeological record) as “Agricultural”, and 3) groups with nomadic and semi-nomadic mobile lifestyles based on herding and breeding of domestic animals (e.g. cattle) as “Pastoralist”. Groups that had intermediate and transitory lifestyles were annotated using the plausible dominant food economy of the associated archaeological culture. To better resolve the transition to agricultural food production, we denoted early groups that practiced agriculture, but lack ceramics in the archaeological record as “Academic Farmers”. Individuals and groups for which the archaeological record does not contain sufficient information to annotate a subsistence strategy were labelled as “Uncertain”. We stress that archaeological evidence is often sparse and assignments are frequently interpretations of various lines of evidence, therefore assessments might change with updates to the archaeological record. Here we tolerate some error, since we address questions regarding very broad temporal and geographic patterns, but we advise against using our subsistence assignments as a reference for questions on a finer scale.

Detecting offspring of close relatives from ROH

We screened all individuals for ROH longer than 20 cM to identify potential offspring of close relatives. Previous work (Chiang et al., 2016) had demonstrated that pairwise identity-by-descent (IBD) >20 cM, which translate to ROH in the offspring, are very unlikely to be a concatenation of multiple shorter IBD blocks. Moreover, recombination quickly breaks up long ancestry segments of the genome and thus most long ROH originate from co-ancestry within only a small number of generations back. Therefore, if the fraction of the genome in ROH longer than 20 cM in an individual is large, this provides strong evidence for a close relationship of its parents. We report individuals where the sum of all such ROH exceeds 50 cM as potential offspring of closely related parents (i.e.

sROH_{>20} > 50). This cutoff is motivated by analytical calculations and simulations, see Supp. 3 and Supp. 4 for details. Briefly, this threshold detects a large fraction of close kin offspring (parents being first cousin or closer) while also being insensitive to background relatedness unless a population has a very small size (<500).

Gaussian Process Modeling of short ROH

To visualize the trend of the abundance of ROH in the individuals in certain regions over time, while still conveying the levels of uncertainty due to varying sample sizes, we fit a Gaussian Process (GP) model (Williams and Rasmussen, 2006) using the Python package `scikit-learn` (Pedregosa et al., 2011). As input, we used the square root of the sROH_[4,8] statistic to stabilize its variance (McCullagh and Nelder, 1989), since sROH_[4,8] corresponds closely to count data, which can be approximated by a Poisson distribution. Furthermore, since we use this statistic as a proxy for background relatedness (which in turn proxies for local population size), we removed all individuals with sROH_{>20} above 50 cM when fitting the GP model, to minimize the impact of putative offspring of close kin on this analysis (Supp. Fig. S12).

For the variance model of the GP, we used a standard squared-exponential covariance kernel summed with a residual white noise kernel. In preliminary analyses, we estimated all parameters of the model via maximum likelihood, but we found that these estimates appeared to over-fit the data for several time transects. Thus, we set custom length scales for the covariance kernel for each transect (1,500 for all non-American populations and 2,000 for American populations, because they had larger temporal sampling gaps) and only fit the two coefficients of the squared-exponential and white noise kernel. To visualize the final output, we estimated the variance of the predicted mean across a dense set of time points (Williams and Rasmussen, 2006). We estimated the uncertainty of the predicted mean and the uncertainty of each individual point and plotted both as 95% confidence interval bands (± 1.96 standard deviations) on a dense grid.

Analytical expectations of ROH

To aid interpretation of ROH, we visualize expectations of sROH using formulas describing ROH of closely related parents in otherwise outbred populations and finite populations without substructure, which we derived in a unified framework (Supp. S3). These formulas have been derived previously (e.g., Carmi et al., 2014; Browning and Browning, 2015). In addition, we verified these

formulas by simulating ROH for these demographic scenarios and comparing expected sROH values to empirical averages (Supp. S3 and Supp. S4).

Comparing ROH between groups

To test significant differences in the distributions of the sROH statistics between two groups, we applied the Permutational multivariate analysis of variance method (PERMANOVA [Anderson, 2001](#)), which calculates a pseudo-F statistic and assesses its significance via permutation tests. We used the `permanova` function implemented in the Python package `skbio`, and based the distance matrices on absolute differences of individual's $sROH_{[4,8]}$. For each test, we ran 99,999 permutations (minimal p-Value: $p=10^{-5}$). As with the GP modeling, we removed all individuals with $sROH_{>20}$ above 50 cM when comparing distributions of $sROH_{[4,8]}$ between groups.

Author Contributions

We annotate author contributions using the CRediT Taxonomy labels (<https://casrai.org/credit/>). Where multiple individuals serve in the same role, the degree of contribution is specified as ‘lead’, ‘equal’, or ‘support’.

- Conceptualization (Design of study) – lead: HR; support: JN, MS
- Software – lead: HR; support: MS
- Formal Analysis – HR
- Data Curation – HR; support: JN
- Writing (original draft preparation) – lead: HR; support: JN, MS
- Writing (review and editing) – input from all authors
- Supervision – equal: JN, MS
- Project Administration – equal: JN, MS
- Funding Acquisition – JN

Code Availability

A Python package implementing the method is available on the Python Package Index (<https://pypi.org/project/hapROH/>) and can be installed via *pip*. The documentation provides example use cases as blueprints for custom applications. Code developed for the analysis and data visualization presented here is available at the github repository <https://github.com/hringbauer/hapROH>.

Data Availability

The modern dataset (Human Origins [Lazaridis et al., 2014](#)) as well as the ancient dataset we analyzed (Version V42.4) can be downloaded from <https://reich.hms.harvard.edu>. The processed reference panel that we used in our tests and analysis (haplotypes from the 1000 Genomes dataset down-sampled to biallelic SNPs at 1240k sites) is available upon request.

Ethics Statement

We only analyzed previously generated, publicly available genetic data. For all data, we contacted the corresponding authors of each original study regarding our project and publication plan. We included in our final analysis the data from all studies for which we received a response confirming the use is consistent with the original permits.

Acknowledgements

We thank the original study authors for sharing their data publicly, and David Reich and his lab for compiling and making publicly accessible a normalized pseudohaploid compilation of those data. We thank David Anthony and Alissa Mittnik for reviewing parts of the subsistence strategy annotations and for helpful discussions. We thank Arjun Biddanda, Shai Carmi, David Schloen, Lars Fehren-Schmitz, Montgomery Slatkin and Mashaal Sohail for their comments on the manuscript. Funding for HR and JN was provided by NIH grant R01-HG007089 and R01GM132383 to JN.

References

- Hussein Al-Asadi, Desislava Petkova, Matthew Stephens, and John Novembre. Estimating recent migration and population-size surfaces. *PLoS Genetics*, 15(1):e1007908, 2019.
- Morten E Allentoft, Martin Sikora, Karl-Göran Sjögren, Simon Rasmussen, Morten Rasmussen, Jesper Stenderup, Peter B Damgaard, Hannes Schroeder, Torbjörn Ahlström, Lasse Vinner, et al. Population genomics of Bronze Age Eurasia. *Nature*, 522(7555):167–172, 2015.
- Albert J Ammerman and Luigi Luca Cavalli-Sforza. *The Neolithic transition and the genetics of populations in Europe*, volume 836. Princeton University Press, 2014.
- Marti J Anderson. A new method for non-parametric multivariate analysis of variance. *Austral Ecology*, 26(1):32–46, 2001.
- David W Anthony. *The horse, the wheel, and language: how Bronze-Age riders from the Eurasian steppes shaped the modern world*. Princeton University Press, 2010.

- Margaret L. Antonio, Ziyue Gao, Hannah M. Moots, Michaela Lucci, Francesca Candilio, Susanna Sawyer, Victoria Oberreiter, Diego Calderon, Katharina Devitofranceschi, Rachael C. Aikens, Serena Aneli, Fulvio Bartoli, Alessandro Bedini, Olivia Cheronet, Daniel J. Cotter, Daniel M. Fernandes, Gabriella Gasperetti, Renata Grifoni, Alessandro Guidi, Francesco La Pastina, Ersilia Loreti, Daniele Manacorda, Giuseppe Matullo, Simona Morretta, Alessia Nava, Vincenzo Fiocchi Nicolai, Federico Nomi, Carlo Pavolini, Massimo Pentiricci, Philippe Pergola, Marina Piranomonte, Ryan Schmidt, Gandomenico Spinola, Alessandra Sperduti, Mauro Rubini, Luca Bondioli, Alfredo Coppa, Ron Pinhasi, and Jonathan K. Pritchard. Ancient Rome: A genetic crossroads of Europe and the Mediterranean. *Science*, 366(6466):708–714, 2019. ISSN 0036-8075. doi: 10.1126/science.aay6826. URL <https://science.sciencemag.org/content/366/6466/708>.
- Massimo Livi Bacci. *A concise history of world population*. John Wiley & Sons, 2017.
- Nick H Barton, Frantz Depaulis, and Alison M Etheridge. Neutral evolution in spatially continuous populations. *Theoretical Population Biology*, 61(1):31–48, 2002.
- Alan H Bittles and ML Black. Consanguinity, human evolution, and complex diseases. *Proceedings of the National Academy of Sciences*, 107(suppl 1):1779–1786, 2010.
- Ray H Bixler. Sibling incest in the royal families of Egypt, Peru, and Hawaii. *Journal of Sex Research*, 18(3):264–281, 1982.
- Karl W Broman and James L Weber. Long homozygous chromosomal segments in reference families from the centre d’Etude du polymorphisme humain. *The American Journal of Human Genetics*, 65(6):1493–1500, 1999.
- Farnaz Broushaki, Mark G Thomas, Vivian Link, Saioa López, Lucy van Dorp, Karola Kirsanow, Zuzana Hofmanová, Yoan Diekmann, Lara M Cassidy, David Díez-del Molino, et al. Early neolithic genomes from the eastern fertile crescent. *Science*, 353(6298):499–503, 2016.
- Sharon R Browning and Brian L Browning. Accurate non-parametric estimation of recent effective population size from segments of identity by descent. *American Journal of Human Genetics*, 97(3):404–418, 2015.
- Sharon R Browning, Brian L Browning, Martha L Daviglus, Ramon A Durazo-Arvizu, Neil Schneiderman, Robert C Kaplan, and Cathy C Laurie. Ancestry-

- specific recent effective population size in the Americas. *PLoS Genetics*, 14(5), 2018.
- Shai Carmi, Peter R Wilton, John Wakeley, and Itsik Pe'er. A renewal theory approach to ibd sharing. *Theoretical Population Biology*, 97:35–48, 2014.
- Lara M Cassidy, Ros Ó Maoldúin, Thomas Kador, Ann Lynch, Carleton Jones, Peter C Woodman, Eileen Murphy, Greer Ramsey, Marion Dowd, Alice Noonan, et al. A dynastic elite in monumental Neolithic society. *Nature*, 582(7812): 384–388, 2020.
- Francisco C Ceballos and G Álvarez. Royal dynasties as human inbreeding laboratories: the Habsburgs. *Heredity*, 111(2):114–121, 2013.
- Francisco C Ceballos, Peter K Joshi, David W Clark, Michèle Ramsay, and James F Wilson. Runs of homozygosity: windows into population history and trait architecture. *Nature Reviews Genetics*, 19(4):220, 2018.
- Charleston WK Chiang, Peter Ralph, and John Novembre. Conflation of short identity-by-descent segments bias their inferred length distribution. *G3: Genes—Genomes—Genetics*, 6(5):1287–1296, 2016.
- David W Clark, Yukinori Okada, Kristjan HS Moore, Dan Mason, Nicola Pirastu, Ilaria Gandin, Hannele Mattsson, Catriona LK Barnes, Kuang Lin, Jing Hua Zhao, et al. Associations of autozygosity with a broad range of human phenotypes. *Nature Communications*, 10(1):1–17, 2019.
- 1000 Genomes Project Consortium et al. A global reference for human genetic variation. *Nature*, 526(7571):68–74, 2015.
- Peter de Barros Damgaard, Rui Martiniano, Jack Kamm, J Víctor Moreno-Mayar, Guus Kroonen, Michaël Peyrot, Gojko Barjamovic, Simon Rasmussen, Claus Zacho, Nurbol Baimukhanov, et al. The first horse herders and the impact of early Bronze Age steppe expansions into Asia. *Science*, 360(6396), 2018.
- Jared Diamond and Peter Bellwood. Farmers and their languages: the first expansions. *Science*, 300(5619):597–603, 2003.
- Jack N Fenner. Cross-cultural estimation of the human generation interval for use in genetics-based population divergence studies. *American journal of physical anthropology*, 128(2):415–423, 2005.
- Laurent AF Frantz, Daniel G Bradley, Greger Larson, and Ludovic Orlando. Animal domestication in the era of ancient genomics. *Nature Reviews Genetics*, pages 1–12, 2020.

- Qiaomei Fu, Heng Li, Priya Moorjani, Flora Jay, Sergey M Slepchenko, Aleksei A Bondarev, Philip LF Johnson, Ayinuer Aximu-Petri, Kay Prüfer, Cesare de Filippo, et al. Genome sequence of a 45,000-year-old modern human from western Siberia. *Nature*, 514(7523):445–449, 2014.
- Qiaomei Fu, Mateja Hajdinjak, Oana Teodora Moldovan, Silviu Constantin, Swapan Mallick, Pontus Skoglund, Nick Patterson, Nadin Rohland, Iosif Lazaridis, Birgit Nickel, et al. An early modern human from Romania with a recent Neanderthal ancestor. *Nature*, 524(7564):216, 2015.
- Anja Furtwängler, Ella Reiter, Gunnar U Neumann, Inga Siebke, Noah Steuri, Albert Hafner, Sandra Lösch, Nils Anthes, Verena J Schuenemann, and Johannes Krause. Ratio of mitochondrial to nuclear DNA affects contamination estimates in ancient DNA analysis. *Scientific Reports*, 8(1):14075, 2018.
- Elisabeth Goldschmidt, Amiram Ronen, and Ilana Ronen. Changing marriage systems in the jewish communities of israel. *Annals of human genetics*, 24(3):191–204, 1960.
- Wolfgang Haak, Iosif Lazaridis, Nick Patterson, Nadin Rohland, Swapan Mallick, Bastien Llamas, Guido Brandt, Susanne Nordenfelt, Eadaoin Harney, Kristin Stewardson, et al. Massive migration from the steppe was a source for Indo-European languages in Europe. *Nature*, 522(7555):207, 2015.
- Marc Haber, Claude Doumet-Serhal, Christiana L Scheib, Yali Xue, Richard Mikulski, Rui Martiniano, Bettina Fischer-Genz, Holger Schutkowski, Toomas Kivisild, and Chris Tyler-Smith. A transient pulse of genetic admixture from the crusaders in the near east identified from ancient genome sequences. *The American Journal of Human Genetics*, 104(5):977–984, 2019.
- Éadaoin Harney, Hila May, Dina Shalem, Nadin Rohland, Swapan Mallick, Iosif Lazaridis, Rachel Sarig, Kristin Stewardson, Susanne Nordenfelt, Nick Patterson, et al. Ancient DNA from Chalcolithic Israel reveals the role of population mixture in cultural transformation. *Nature Communications*, 9(1):1–11, 2018.
- William A Haviland, Harald EL Prins, Bunny McBride, and Dana Walrath. *Cultural anthropology: The human challenge*. Cengage Learning, 2013.
- Brenna M Henn, Christopher R Gignoux, Matthew Jobin, Julie M Granka, JM Macpherson, Jeffrey M Kidd, Laura Rodríguez-Botigué, Sohini Ramachandran, Lawrence Hon, Abra Brisbin, et al. Hunter-gatherer genomic diversity suggests a southern african origin for modern humans. *Proceedings of the National Academy of Sciences*, 108(13):5154–5162, 2011.

- Jerome Kelleher, Yan Wong, Anthony W Wohns, Chaimaa Fadil, Patrick K Albers, and Gil McVean. Inferring whole-genome histories in large population datasets. *Nature Genetics*, 51(9):1330–1338, 2019.
- Laurie King-Irani. Kinship, class, and ethnicity. *Understanding the contemporary Middle East*, 2:299–334, 2004.
- Thorfinn Sand Korneliussen, Anders Albrechtsen, and Rasmus Nielsen. ANGSD: analysis of next generation sequencing data. *BMC Bioinformatics*, 15(1):356, 2014.
- Andrey Korotayev. Parallel-cousin (fbd) marriage, islamization, and arabization. *Ethnology*, pages 395–407, 2000.
- Martin Kuhlwilm, Ilan Gronau, Melissa J Hubisz, Cesare De Filippo, Javier Prado-Martinez, Martin Kircher, Qiaomei Fu, Hernán A Burbano, Carles Lalueza-Fox, Marco de La Rasilla, et al. Ancient gene flow from early modern humans into eastern neanderthals. *Nature*, 530(7591):429–433, 2016.
- Daniel John Lawson, Garrett Hellenthal, Simon Myers, and Daniel Falush. Inference of population structure using dense haplotype data. *PLoS Genetics*, 8(1), 2012.
- Iosif Lazaridis, Nick Patterson, Alissa Mittnik, Gabriel Renaud, Swapan Mallick, Karola Kirsanow, Peter H Sudmant, Joshua G Schraiber, Sergi Castellano, Mark Lipson, et al. Ancient human genomes suggest three ancestral populations for present-day Europeans. *Nature*, 513(7518):409–413, 2014.
- Na Li and Matthew Stephens. Modeling linkage disequilibrium and identifying recombination hotspots using single-nucleotide polymorphism data. *Genetics*, 165(4):2213–2233, 2003.
- Douglas H MacDonald and Barry S Hewlett. Reproductive interests and forager mobility. *Current Anthropology*, 40(4):501–524, 1999.
- Fabrizio Mafessoni, Steffi Grote, Cesare de Filippo, Viviane Slon, Kseniya A. Kolobova, Bence Viola, Sergey V. Markin, Manjusha Chintalapati, Stephane Peyrégne, Laurits Skov, Pontus Skoglund, Andrey I. Krivoschapkin, Anatoly P. Derevianko, Matthias Meyer, Janet Kelso, Benjamin Peter, Kay Prüfer, and Svante Pääbo. A high-coverage Neandertal genome from Chagyrskaya Cave. *Proceedings of the National Academy of Sciences*, 2020. ISSN 0027-8424. doi: 10.1073/pnas.2004944117. URL <https://www.pnas.org/content/early/2020/06/15/2004944117>.

- Joseph H Marcus, Cosimo Posth, Harald Ringbauer, Luca Lai, Robin Skeates, Carlo Sidore, Jessica Beckett, Anja Furtwängler, Anna Olivieri, Charleston WK Chiang, et al. Genetic history from the Middle Neolithic to present on the Mediterranean island of Sardinia. *Nature Communications*, 11(1):1–14, 2020.
- P McCullagh and JA Nelder. Generalized linear models (monographs on statistics and applied probability 37). chapman hall lond, 1989.
- Mayukh Mondal, Ferran Casals, Tina Xu, Giovanni M Dall’Olio, Marc Pybus, Mihai G Netea, David Comas, Hafid Laayouni, Qibin Li, Partha P Majumder, et al. Genomic analysis of andamanese provides insights into ancient human migration into asia and adaptation. *Nature Genetics*, 48(9):1066–1070, 2016.
- Vagheesh Narasimhan, Petr Danecek, Aylwyn Scally, Yali Xue, Chris Tyler-Smith, and Richard Durbin. BCFtools/RoH: a hidden Markov model approach for detecting autozygosity from next-generation sequencing data. *Bioinformatics*, 32(11):1749–1751, 2016a.
- Vagheesh M Narasimhan, Karen A Hunt, Dan Mason, Christopher L Baker, Konrad J Karczewski, Michael R Barnes, Anthony H Barnett, Chris Bates, Srikanth Bellary, Nicholas A Bockett, et al. Health and population effects of rare gene knockouts in adult humans with related parents. *Science*, 352(6284):474–477, 2016b.
- Vagheesh M Narasimhan, Nick Patterson, Priya Moorjani, Nadin Rohland, Rebecca Bernardos, Swapan Mallick, Iosif Lazaridis, Nathan Nakatsuka, Iñigo Olalde, Mark Lipson, et al. The formation of human populations in South and Central Asia. *Science*, 365(6457):eaat7487, 2019.
- Iñigo Olalde, Swapan Mallick, Nick Patterson, Nadin Rohland, Vanessa Villalba-Mouco, Marina Silva, Katharina Dulias, Ceiridwen J Edwards, Francesca Gandini, Maria Pala, et al. The genomic history of the iberian peninsula over the past 8000 years. *Science*, 363(6432):1230–1234, 2019.
- Pier Francesco Palamara and Itsik Pe’er. Inference of historical migration rates via haplotype sharing. *Bioinformatics*, 29(13):i180–i188, 2013.
- F. Pedregosa, G. Varoquaux, A. Gramfort, V. Michel, B. Thirion, O. Grisel, M. Blondel, P. Prettenhofer, R. Weiss, V. Dubourg, J. Vanderplas, A. Passos, D. Cournapeau, M. Brucher, M. Perrot, and E. Duchesnay. Scikit-learn: Machine learning in Python. *Journal of Machine Learning Research*, 12:2825–2830, 2011.

- Dolores R Piperno and Gayle J Fritz. On the emergence of agriculture in the New World. *Current Anthropology*, 35(5):637–643, 1994.
- Kay Prüfer, Fernando Racimo, Nick Patterson, Flora Jay, Sriram Sankararaman, Susanna Sawyer, Anja Heinze, Gabriel Renaud, Peter H Sudmant, Cesare De Filippo, et al. The complete genome sequence of a neanderthal from the altai mountains. *Nature*, 505(7481):43–49, 2014.
- Kay Prüfer, Cesare de Filippo, Steffi Grote, Fabrizio Mafessoni, Petra Korlević, Mateja Hajdinjak, Benjamin Vernot, Laurits Skov, Pinghsun Hsieh, Stéphane Peyrégne, et al. A high-coverage neandertal genome from vindija cave in croatia. *Science*, 358(6363):655–658, 2017.
- Shaun Purcell, Benjamin Neale, Kathe Todd-Brown, Lori Thomas, Manuel AR Ferreira, David Bender, Julian Maller, Pamela Sklar, Paul IW De Bakker, Mark J Daly, et al. PLINK: a tool set for whole-genome association and population-based linkage analyses. *American Journal of Human Genetics*, 81(3):559–575, 2007.
- Fernando Racimo, Martin Sikora, Marc Vander Linden, Hannes Schroeder, and Carles Lalueza-Fox. Beyond broad strokes: sociocultural insights from the study of ancient genomes. *Nature Reviews Genetics*, pages 1–12, 2020.
- Peter Ralph and Graham Coop. The geography of recent genetic ancestry across europe. *PLoS Biology*, 11(5):e1001555, 2013.
- Gabriel Renaud, Kristian Hanghøj, Thorfinn Sand Korneliussen, Eske Willerslev, and Ludovic Orlando. Joint estimates of heterozygosity and runs of homozygosity for modern and ancient samples. *Genetics*, pages genetics–302057, 2019.
- Harald Ringbauer, Graham Coop, and Nicholas H Barton. Inferring recent demography from isolation by distance of long shared sequence blocks. *Genetics*, 205(3):1335–1351, 2017.
- Jacqueline A Robinson, Jannikke Räikkönen, Leah M Vucetich, John A Vucetich, Rolf O Peterson, Kirk E Lohmueller, and Robert K Wayne. Genomic signatures of extensive inbreeding in isle royale wolves, a population on the threshold of extinction. *Science Advances*, 5(5), 2019.
- Hannes Schroeder, Martin Sikora, Shyam Gopalakrishnan, Lara M Cassidy, Pierpaolo Maisano Delser, Marcela Sandoval Velasco, Joshua G Schraiber, Simon Rasmussen, Julian R Homburger, María C Ávila-Arcos, et al. Origins and

genetic legacies of the Caribbean Taino. *Proceedings of the National Academy of Sciences*, 115(10):2341–2346, 2018.

Martin Sikora, Andaine Seguin-Orlando, Vitor C Sousa, Anders Albrechtsen, Thorfinn Korneliussen, Amy Ko, Simon Rasmussen, Isabelle Dupanloup, Philip R Nigst, Marjolein D Bosch, et al. Ancient genomes show social and reproductive behavior of early Upper Paleolithic foragers. *Science*, 358(6363): 659–662, 2017.

Pontus Skoglund and Iain Mathieson. Ancient genomics of modern humans: The first decade. *Annual Review of Genomics and Human Genetics*, 19:381–404, 2018.

Leo Speidel, Marie Forest, Sinan Shi, and Simon R Myers. A method for genome-wide genealogy estimation for thousands of samples. *Nature Genetics*, 51(9):1321–1329, 2019.

Zachary A Szpiech, Angel CY Mak, Marquitta J White, Donglei Hu, Celeste Eng, Esteban G Burchard, and Ryan D Hernandez. Ancestry-dependent enrichment of deleterious homozygotes in runs of homozygosity. *American Journal of Human Genetics*, 105(4):747–762, 2019.

R Walters, I Millwood, K Lin, XUE Mei, and Z Chen. Associations of autozygosity with a broad range of human phenotypes. *Nature Communications*, 2019.

Christopher KI Williams and Carl Edward Rasmussen. *Gaussian processes for machine learning*, volume 2. MIT press Cambridge, MA, 2006.

João Zilhão. Radiocarbon evidence for maritime pioneer colonization at the origins of farming in west Mediterranean Europe. *Proceedings of the National Academy of Sciences*, 98(24):14180–14185, 2001.