

# The effect of natural enemies on the coexistence of competing species - an empirical test using Bayesian modern coexistence theory

J. Christopher D. Terry\*<sup>† 1</sup> 0000-0002-0626-9938 c.terry@qmul.ac.uk

J. Chen\*<sup>2</sup> 0000-0002-8435-0897 jinlin.chen@zoo.ox.ac.uk

O. T. Lewis<sup>2</sup> 0000-0001-7935-6111 owen.lewis@zoo.ox.ac.uk

\*: Joint first authorship. †Corresponding Author

1. School of Biological and Chemical Sciences, Queen Mary University of London
2. Department of Zoology, University of Oxford

## Abstract:

The role of natural enemies in promoting coexistence of competing species has generated substantial debate. Modern coexistence theory provides a detailed framework to investigate this topic, but there have been remarkably few empirical applications to non-plant systems. Trade-offs between defence against natural enemies and inherent fecundity provide a potential mechanism promoting coexistence between competing species. To test this, we parameterised models of competition between six *Drosophila* species in experimental mesocosms, with and without a generalist pupal parasitoid. We found no evidence of a general fecundity-susceptibility trade off, and idiosyncratic impacts of parasitism on pairwise coexistence. Methodologically, our novel Bayesian approach highlights issues with the separability of model parameters within modern coexistence theory and shows how using the full posterior parameter distribution improves inferences. Our results emphasise the importance of contextualising specific trade-offs and the value of modern coexistence theory in multi-trophic contexts.

## Introduction

Species compete for limited resources and (in almost all cases) are consumed by other species. Understanding how the impacts of competitors and natural enemies interact to influence species coexistence is a long-standing challenge. Natural enemies are regularly cited as a driver of coexistence, for example by suppressing otherwise-dominant species (Paine 1966) but their impact can be highly variable (Chase *et al.* 2002).

Analyses on the effect of natural enemies often focus on ‘reduction in competition’ (e.g. Gurevitch *et al.* 2000), as measured by negative effects between focal species, but consumers can affect competition and coexistence in convoluted ways (Chase *et al.* 2002; Pringle *et al.* 2019). Modern coexistence theory (MCT) focuses on the property of mutual invasibility, and allows the precise framing of questions regarding pairwise species coexistence as a balance between niche differences promoting stabilisation and fitness differences fostering exclusion of one species by another (Chesson 2000; Letten *et al.* 2017). Through the lens of coexistence theory, interactions mediated through competition for resources and through natural enemies are conceptually equivalent (Chesson & Kuang 2008; Chesson 2018) and a body of theory has developed to integrate consumer effects within the coexistence framework (Chesson & Kuang 2008; McPeck 2019). This theoretical work has emphasised that impacts of any process on coexistence can only be determined with information on both intrinsic growth rates and competitive terms. However, a corresponding body of direct empirical data using the framework to investigate the impact of consumers on coexistence is yet to develop (Bartomeus & Godoy 2018).

Natural enemies are theorised to enhance coexistence through a number of mechanisms. A frequently-invoked mechanism is that they reduce fitness differences, mediated by a trade-off between resource acquisition and susceptibility to attack (Paine 1966; Kraaijeveld & Godfray 1997). However, such a trade-off is in itself insufficient to enable long-term coexistence, since some kind of stabilising niche-difference is required to mitigate any fitness difference (Chesson 2000). Even with zero fitness difference, stochastic drift would preclude coexistence in the absence of stabilising mechanisms (Adler *et al.* 2007).

The great majority of experimental work within a formal MCT framework has been conducted on plant or microbial systems (Bartomeus & Godoy 2018; Grainger *et al.* 2019), but experimental studies of insect communities have considerable potential to further our understanding of the role of natural enemies in species coexistence. While plants are particularly amenable for competition studies, it is challenging to explore how herbivores affect coexistence because, with the exception of seed predation (Petry *et al.* 2018), it is complex to quantify the effect of damage by natural enemies directly in terms of fitness. By contrast, since parasitoids kill their insect hosts as they develop in or on them, each attack is directly interpretable in terms of host fitness (Hassell 2000). Although ecologists have been competing insect species (especially *Drosophila*) against each other for decades (Pearl 1932; Ayala 1969; Gilpin *et al.* 1986; Worthen 1989; Davis *et al.* 1998), very few studies have explicitly tested for mutual-invasibility in insect systems (Siepielski *et al.* 2018). In particular, few studies have directly assessed coexistence *per se*, rather than particular conditions necessary for coexistence (Godwin *et al.* 2020; Spaak & de Laender 2020).

Recent meta-analyses have emphasised the importance of parameterised models for understanding mechanisms of coexistence (Broekman *et al.* 2019), particularly since large-scale global

environmental changes will create novel communities (Alexander *et al.* 2016). However, parameter fitting can have high data demands, and key ecological model parameters are often not fully separable (Bolker 2008). For example, in a simple model of competition similar predictions could be made by lowering the growth rate term and increasing the competition term. With a well-designed experiment and sufficient data, uncertainty can be minimised. Nonetheless, in any realistically-sized competition experiment, separability of parameters can be a significant but largely underacknowledged issue. This problem is particularly pertinent when working within the framework of modern coexistence theory, where conclusions are drawn from comparisons between ratios composed of multiple parameters from the underlying model (Barabás *et al.* 2018; Song *et al.* 2019). Failing to address these issues could dramatically affect the confidence with which conclusions are drawn from experimental data.

Here we present one of the first analyses directly quantifying the impact of consumers on pairwise species coexistence, focusing on a community of six rainforest *Drosophila* species. Our experiment was designed specifically to capture the key parameters of our focal species and their competitive interactions to test the hypothesis that trade-offs between intrinsic growth rate and susceptibility contribute to their coexistence. We use a Bayesian approach to propagate uncertainty in model parameters through to niche and fitness differences, a method that should be widely applicable for understanding species coexistence processes in a range of systems. We show that parasitoids strongly influence the fitness differences between species and have inconsistent impacts on pairwise coexistence that would not be identifiable solely from fecundity-susceptibility relationships.

## Methods

### Study Species

We investigated a system of six naturally co-occurring *Drosophila* vinegar flies (*D. birchii* (BIR), *D. pallidifrons* (PAL), *D. pandora* (PAN), *D. pseudoananassae* (PAN), *D. simulans* (SIM), and *D. sulfurigaster* (SUL)) from a well-characterised Australian rainforest community (Hangartner *et al.* 2015; O'Brien *et al.* 2017; Jeffs *et al.* 2020), along with a co-occurring generalist parasitoid wasp from the genus *Trichopria* (Hymenoptera: Diapriidae, lab strain 66LD, SI 1). This parasitoid attacks *Drosophila* species at their immobilized pupal stage, and development of the larvae results in the death of the host.

*Drosophila* species have long been used in experimental ecology since they are straightforward to culture under laboratory conditions, allowing high levels of replication and standardisation. The set of *Drosophila* species used here represents a significant fraction of the diversity of *Drosophila* species co-occurring at rainforest sites in Queensland, Australia (Jeffs *et al.* 2020). The six species span a range of body sizes (Table S1.1), have similar generation times, and can be distinguished visually (at least in the case of males). *Drosophila* are generalist feeders (Valadão *et al.* 2019) and in natural populations they experience high levels of parasitism, including from a suite of highly generalist natural enemies (Jeffs *et al.* 2020).

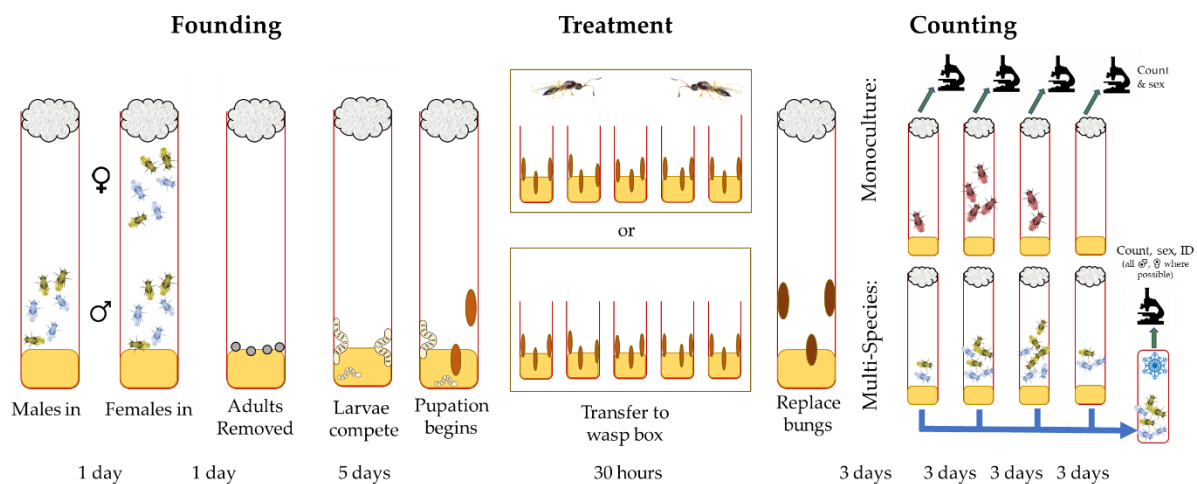
### Experimental design

We conducted a large, single-generation pairwise competition assay, in a response-surface design following the guidelines of Hart *et al.* (2018), under the presence or absence of pupal parasitoids. We used 25mm-diameter standard *Drosophila* vials (VWR International) containing 4 ml of standard fly medium. Equal numbers of male and female *Drosophila* were introduced to each vial, so we refer

to the number of founder pairs. Each two-species combination (15 combinations in total) was represented by (3,3), (6,3), (9,3), (12,3), (3,6), (3,9) and (3, 12) sets of pairs, each replicated three times in each parasitism treatment. We also included monocultures of each species, with 12x 1 pair, 6x 3 pairs, 6x 9 pairs, and 6x 15 pairs within each treatment, making a total of 990 experimental vials (360 single-species, 630 two-species). The entire experiment was split over three blocks, each with identical sets of combinations, but staggered by two days. The experiment was conducted in a single large incubator maintained at 26°C, with the location of trays within the incubator regularly rotated. Further details are given in SI 1.

### Initiation of treatments

Founding adults were offspring of adults drawn from mass-bred line cages and were raised in vials at moderate density (approximately 100 adults per vial) at a constant 23°C. These adults emerged 8-10 days before the start of the experiment, and so could be assumed to be sexually mature and mated. The day preceding the start of the experiment, the founding flies were lightly anesthetised under CO<sub>2</sub> to be separated by sex. The males were added to the experimental vials immediately. Females were maintained at moderate density (~50 adults per vial) in holding vials with fly medium and were transferred to experimental vials the following day, minimising the time interval between the addition of each species in multi-species assays. They were able to lay eggs and re-mate for 24 hours before being removed. Fig. 1 provides an overview of the experimental protocol.



**Figure 1** Summary diagram of experimental design showing founding process, treatment and sampling procedure described in the main text.

### Parasitism

At the onset of pupation, 5 days after the founder flies were removed, the fly vials were moved into Perspex parasitism boxes (35x20x14cm) containing up to 88 vials (SI 1). Vial positions within each box were randomised. The vial plugs were removed, and 50 female and 50 male mature and mated parasitoid wasps were added. The wasps were free to move between vials within each box. While it is possible that late-pupating larvae could cross from one vial to another during this period, we only observed a handful of cases where 1-2 individuals of the 'wrong' species emerged from a vial, and very few pupae (<5 per box) were observed to develop on the outside of the vials. This suggests that movement was negligible. After 30 hours, before the emergence of the fastest-developing *Drosophila* species, all wasps were removed with an aspirator, vial plugs were replaced, and the vials were returned to their original trays.

## Counting

We removed adult flies emerging from all vials every three days, minimising the risk that emerged adults started a subsequent generation. Flies in single-species vials were sexed and counted at each removal time, while flies in multi-species vials were sexed and identified at the end of the experiment (Fig. 1). We observed a highly consistent 1:1 sex ratio across the intra-specific trials and in those interspecific trials where females of different species could be reliably distinguished (SI 2 Fig. S2.1). In the five of the combinations (BIR-PAN, BIR-PSA, BIR-SIM, PSA-PAN and PAL-SUL) where it was not possible to identify female flies to species we counted the males and inferred the total number of flies of each species assuming a 1:1 sex ratio.

## Modelling

### Determining growth rates

The larval competition of *Drosophila* often occurs within individual fruits that represent a discrete and temporary resource suitable for only a single generation of flies (Atkinson & Shorrocks 1981; Shorrocks 1991). In this way, the population dynamics of *Drosophila* resemble those for annual plants that have been the focus of the majority of recent coexistence work (Levine & HilleRisLambers 2009; Bartomeus & Godoy 2018; Pérez-Ramos *et al.* 2019). Our starting point is a Beverton-Holt model without any carry-over between generations:

$$N_{i,t+1} = \frac{r_i N_{i,t}}{1 + \alpha_{ii} N_{i,t} + \alpha_{ij} N_{j,t}} \quad (1)$$

where  $N_{i,t}$  is the size of the population of species  $i$  in generation  $t$ ,  $r$  is a species-specific intrinsic growth rate term and  $\alpha_{ij}$  are competition terms representing the effect of species  $j$  on  $i$ .

The mean number of adults emerging per founder was consistently lower in vials with only a solitary founding pair compared to those with three founders (SI 2, Fig. S2.2). *Drosophila* use cues from other females when determining oviposition sites (Wertheim *et al.* 2002; Duménil *et al.* 2016), which could be causing this Allee effect. It is not possible to directly incorporate such positive density-dependence effects within the standard MCT framework without additional assumptions (Barabás *et al.* 2018; Schreiber *et al.* 2019). Since solitary founders are quite possibly a rather artificial scenario, we therefore excluded data from all singleton pair trials from the model fitting.

### Variable generation time

One key difference between strictly annual plants and our *Drosophila* system is that the time from egg-laying to emergence can be considerably extended in high-competition environments, reducing the effective rate of reproduction. Additionally, our test species differ in baseline development time; in particular *D. birchii* has a longer development time. To account for this, we calculated an effective daily growth rate as our core ‘fitness’ measure from the raw number of emerged adults over a period of time. We use a minimally simple growth model,  $N_0 \times \lambda^t = N_t$ , to identify a daily growth rate  $\lambda$ :

$$\lambda = \exp\left(\frac{\ln(N_t/N_0)}{t}\right) \quad (2)$$

To avoid observed counts of zero overly influencing the dataset, we added 0.1 to all values of  $N_t$ . This approach maintains the intuition that observing no emergences from a larger number of founders would imply a lower estimated growth rate than the same observation from fewer

founders. As an alternative approach, we also fitted models directly to the observed counts. This necessarily ignores development time effects, but allows direct representation of estimation errors at low counts via a model with a negative-binomial distribution error structure. This alternative analysis, which shows broadly similar results, is presented in SI 5.

Logistical constraints meant we could only observe the mean total generation time  $t$  directly in the monoculture trials. We used these to estimate the emergence time in the interspecific trials with a linear regression model selected using AIC, using as predictors the number of founder flies, the species, the treatment, and all 2-way interaction terms. This model had an adjusted  $R^2$  of 0.785 for the monoculture data. The emergence of larger fly species was delayed for longer by high densities than the emergence of smaller fly species (SI 2).

### Inferring model parameters

The models were fit within a Bayesian framework and posterior distributions of the parameters were obtained from Hamiltonian Monte-Carlo sampling using STAN (Carpenter *et al.* 2017). Since we counted both species, each two-species experiment contributed two data points. Although this contributes a small component of non-independence, the gain in total sample size is significant. Since we excluded the single-founder vials, our effective total ‘ $n$ ’ across both treatments was 1476, to estimate a maximum of 84 free parameters in our most complex model.

For each vial, the inferred daily growth rate  $\lambda$  for a particular species  $i$  in the possible presence of species  $j$  was modelled as:

$$\lambda = \frac{r_i}{1 + \alpha_{ii}N_{i,0} + \alpha_{ij}N_{j,0}} \quad (3)$$

and fit assuming a Gaussian error distribution. A separate error term was fit for each parasitism treatment. The competition  $\alpha$  terms were fit with an underlying Gaussian prior of mean 0 and  $\sigma$  1 and constrained to be positive, implying only competitive interspecific interactions, with no facilitation possible. Growth rate terms  $r$  were constrained to be positive, and fit with a weak Gaussian prior with mean 1 and  $\sigma$  1. Tests fitting  $\alpha$  values with different priors did not give notably different results (SI 3).

We fit and compared a sequence of candidate models of increasing simplicity. In the first, separate  $r$  and  $\alpha$  terms were fit for each treatment. In the second, a single set of  $\alpha$  terms, but separate  $r$  terms were fit across both treatments, while in a third model a single set of parameters were fit across both treatments (i.e. parasitism has no effect). The three models were compared based on expected log pointwise predictive density (ELPD, a measure of out-of-sample predictive capacity), computed using the *loo* R package (Vehtari *et al.* 2017). This approach allows an assessment of whether there is sufficient evidence in the data to separate the parameters assigned to the treatment groups in a comparable manner to other information criteria such as AIC (Burnham & Anderson 2002). All STAN model code and data to fit the models are available online. Posterior predictive checks and diagnostics are presented in SI 4.

### Identifying Niche and Fitness differences

Following Chesson (2000) and Godoy & Levine (2014), we define  $\rho$  as the niche overlap between two species, and  $1 - \rho$  as the niche difference. For species  $i$  and  $j$  this is calculated as:

$$1 - \rho = 1 - \sqrt{\frac{\alpha_{ij}\alpha_{ji}}{\alpha_{jj}\alpha_{ii}}} \quad (4)$$

In certain combinations of  $\alpha$  values, niche overlap  $\rho$  calculated in this manner can be greater than one, implying a ‘negative niche difference’. This does not have a clear ecological meaning, and some previous authors have elected to define such cases as 0. However, since these negative  $1 - \rho$  values can be ecologically interpreted as potentially identifying priority effect situations (Ke & Letten 2018), we present the values as calculated. Whether negative or zero, in either case coexistence is not possible in the MCT framework.

Within the framework, fitness differences are calculated as a ratio:

$$\frac{\kappa_i}{\kappa_j} = \frac{r_i - 1}{r_j - 1} \sqrt{\frac{\alpha_{ji}\alpha_{jj}}{\alpha_{ij}\alpha_{ii}}} \quad (5)$$

Coexistence is determined to be possible if:

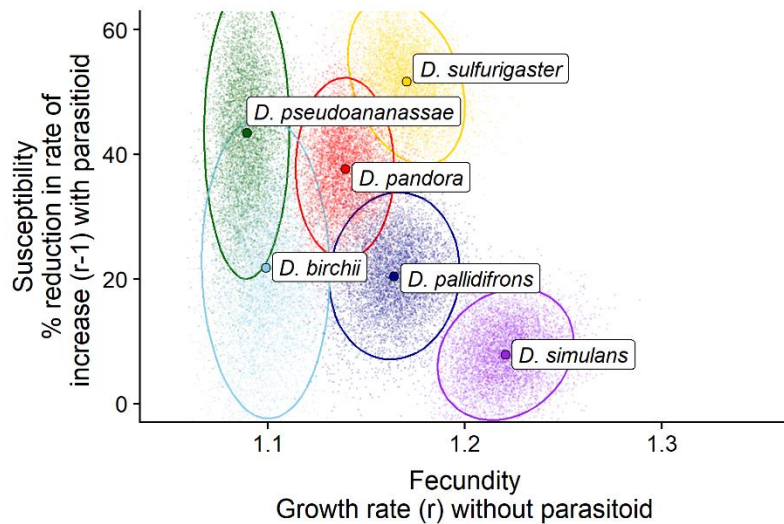
$$\rho < \frac{\kappa_i}{\kappa_j} < \frac{1}{\rho} \quad (6)$$

For each pair of species, we calculated the niche and fitness differences across 3000 draws from the posterior distributions of parameter estimates. We partitioned the posterior to infer the support given by the data to each of the four outcomes of competition: coexistence, victory by either species or a situation of priority effects (see Fig. 3a). Note that the dynamics described by our models are fundamentally deterministic – these values express uncertainty in outcome given the data, rather than necessarily stochastic outcomes.

## Results

Based on model comparison, there was strong support for the expectation that parasitism reduces the growth rate of each species, but little support for changes in competition coefficients between the treatments. Our second model (with different  $r$  values between treatments but common  $\alpha$ ) performed best ( $\Delta$ ELPD vs Model 1 = -10.9, vs Model 3= -51.37, Table S4.1). The parasitism treatment reduced population growth rates, but we did not identify a susceptibility – fecundity trade-off across our six species (Fig. 2).



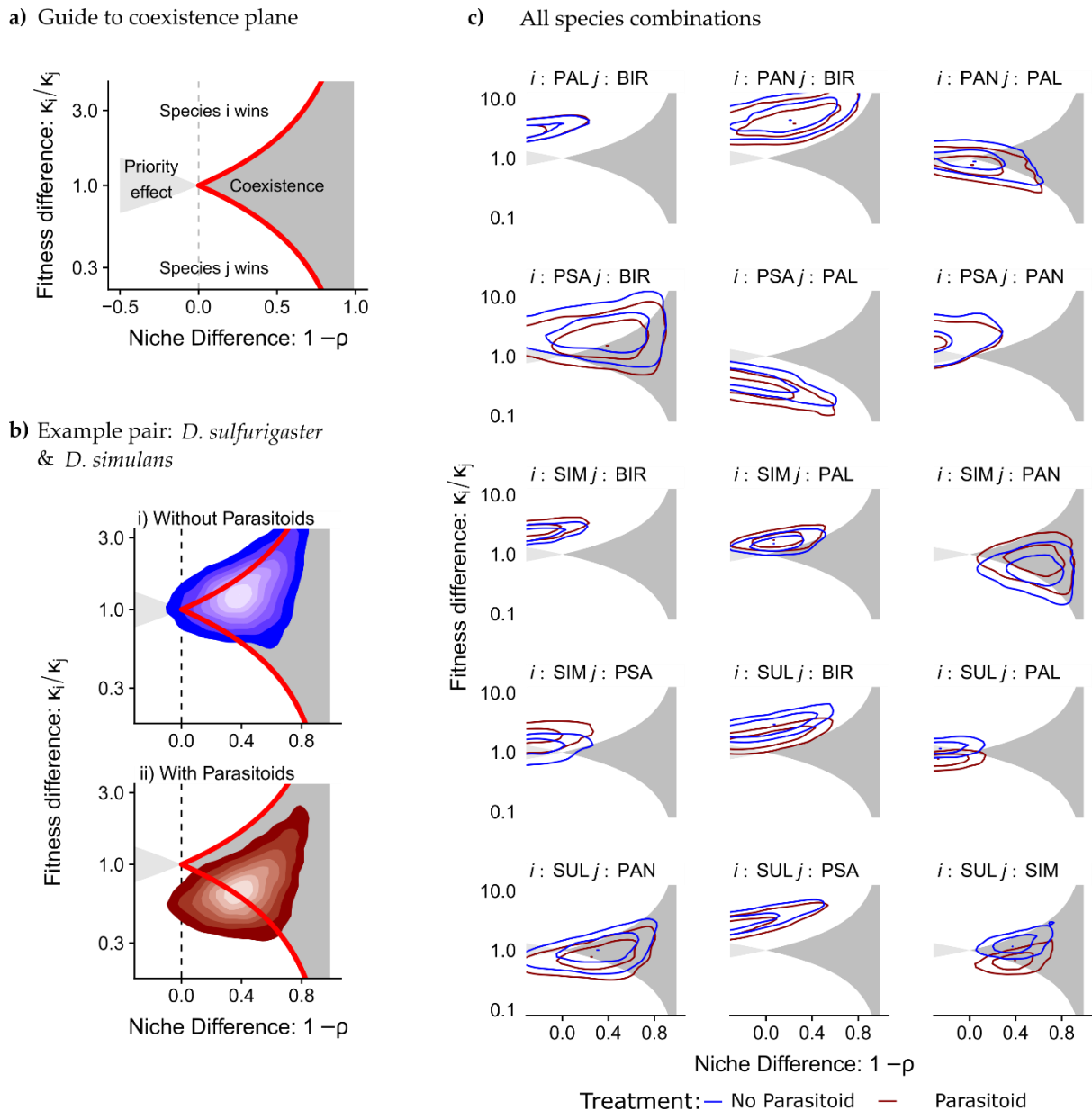


**Figure 2** No clear susceptibility - fecundity trade-off across the six *Drosophila* species (Spearman's rank correlation test on means:  $p = 0.497$ ). Mean value of each species is plotted alongside a posterior distribution point cloud and fitted ellipse (95%, fitted assuming a multivariate-t distribution) to show distribution of uncertainty for each species. We present susceptibility in terms of change in  $r-1$ , since this is the quantity used in the calculation of fitness differences.

The impact of the parasitoids on coexistence was inconsistent across species pairs (Fig. 3c). In three species-pairs the fitness difference was so large there was essentially no support for coexistence under either treatment. Of the remaining twelve pairs, five had higher support for coexistence under the parasitism treatment, while seven had less support (Table 1). In only one pair (*D. sulfurigaster* and *D. pandora*) did the parasitism treatment cause the median estimate of fitness difference to cross the boundary delineating coexistence from competitive exclusion. However, this was associated with only a small decrease in the posterior support for coexistence (Table 1). Overall, intraspecific effects were comparable in strength to interspecific effects (SI 4, Fig. S4.2) implying a high niche overlap within many of the species pairs. This had the consequence that 'negative niche differences' (where coexistence is not possible) were identified in over half (59%) of posterior draws.

The fitted posterior distributions showed strong positive correlations between the  $r_i$  and  $\alpha_{ii}$  values (mean Pearson correlation = 0.76), resulting in non-independence of estimates of the fitness and niche differences and non-circular posterior distributions (Fig. 3). The positive correlation between  $\alpha_{ii}$  and  $r_i$  can effectively make the coexistence boundary line somewhat 'repelling'. In many cases, where the posterior was centred outside the region of coexistence, the support inclines away (e.g. *D. sulfurigaster* and *D. birchii*), while if the support is centred inside, the support tends to stay inside the zone of coexistence (e.g. *D. simulans* and *D. pandora*).





**Figure 3.** The likelihood of coexistence of *Drosophila* species pairs responds idiosyncratically to parasitism. a) Guide to interpretation of coexistence plane diagrams. The region of coexistence (dark grey, bordered by red line) defines the region where the niche difference is greater than the fitness differences between species, implying that either species could invade from rare. The pale grey area denotes the region of ‘priority effects,’ where neither species could invade the other. b) Full posterior distribution of niche and fitness differences of one example species pair (*D. sulfurigaster* and *D. simulans*) using the best-fitting model. Note the irregular, non-circular, shape ultimately derived from correlations between fitted values in the posterior distribution and alpha terms contributing to both niche and fitness differences. c) Equivalent contour plots for all 15 species combinations. Table 1 details the support assigned to each region for each pair under each treatment. Note that because the best model did not include varying competitive coefficients ( $\alpha$ ) between treatments, only the fitness difference (y-axis) shifts between treatments. An equivalent diagram using a model that allows  $\alpha$  to vary is shown in Fig. S4.15.

Species <i>i</i>	Species <i>j</i>	Parasitoids Present	Median Niche Difference	Median Fitness Difference $\left(\frac{K_i}{K_j}\right)$	Coexistence under Median Estimate	Percentage posterior support for regions of coexistence plane				Change in support for coexistence
						Species <i>i</i> Wins	Species <i>j</i> Wins	Coexistence	Priority Effect	
<i>pallidifrons</i>	<i>birchii</i>	No	-0.64	2.59		73.93	0.00	0.00	26.07	
		Yes	-0.64	2.62		75.43	0.00	0.00	24.57	0
<i>pandora</i>	<i>birchii</i>	No	-0.05	5.41		93.00	0.22	1.20	5.58	
		Yes	-0.05	4.32		89.35	0.32	1.90	8.43	+0.7
<i>pandora</i>	<i>pallidifrons</i>	No	-0.09	1.14		29.30	22.83	18.05	29.82	
		Yes	-0.09	0.89		16.35	35.08	15.70	32.87	-2.4
<i>pseudoananassae</i>	<i>birchii</i>	No	0.16	2.85		66.75	3.13	21.05	9.07	
		Yes	0.16	2.04		53.08	6.83	25.92	14.17	+4.9
<i>pseudoananassae</i>	<i>pallidifrons</i>	No	-0.79	0.59		0.50	47.68	0.47	51.35	
		Yes	-0.79	0.42		0.18	59.15	0.23	40.43	-0.2
<i>pseudoananassae</i>	<i>pandora</i>	No	-2.67	1.46		18.15	3.08	0.40	78.37	
		Yes	-2.67	1.31		15.00	3.42	0.42	81.17	0
<i>simulans</i>	<i>birchii</i>	No	-0.40	2.02		71.68	0.12	0.38	27.82	
		Yes	-0.40	2.38		79.68	0.07	0.12	20.13	-0.3
<i>simulans</i>	<i>pallidifrons</i>	No	0.14	1.52		67.42	3.53	17.85	11.20	
		Yes	0.14	1.76		79.20	1.20	11.80	7.80	-6
<i>simulans</i>	<i>pandora</i>	No	0.55	0.48	Yes	1.08	47.87	50.20	0.85	
		Yes	0.55	0.71	Yes	5.88	29.83	61.38	2.90	+11.2
<i>simulans</i>	<i>pseudoananassae</i>	No	-0.83	0.79		16.12	16.77	3.63	63.48	
		Yes	-0.83	1.31		35.22	4.68	2.72	57.38	-0.9
<i>sulfurigaster</i>	<i>birchii</i>	No	-0.10	2.54		83.93	0.15	0.37	15.55	
		Yes	-0.10	1.57		62.10	1.60	3.92	32.38	+3.6
<i>sulfurigaster</i>	<i>pallidifrons</i>	No	-0.32	1.18		36.00	6.45	3.22	54.33	
		Yes	-0.32	0.72		4.47	49.43	5.83	40.27	+2.6
<i>sulfurigaster</i>	<i>pandora</i>	No	0.28	0.84	Yes	13.63	35.23	41.32	9.82	
		Yes	0.28	0.66		4.17	49.18	41.18	5.47	-0.1
<i>sulfurigaster</i>	<i>pseudoananassae</i>	No	-1.07	1.89		46.65	0.00	0.00	53.35	
		Yes	-1.07	1.63		41.67	0.00	0.00	58.33	0
<i>sulfurigaster</i>	<i>simulans</i>	No	0.44	1.29	Yes	21.55	5.78	71.22	1.45	
		Yes	0.44	0.67	Yes	0.43	41.02	58.17	0.38	-13.1

**Table 1.** Summary of the posterior distribution across the coexistence plane between the two treatments for each species pair. The percentage of posterior draws that fall into the four major regions of the coexistence

can provide a summary of the confidence in the outcome of a particular competition, given the data. The distinction between species 1 and 2 is arbitrary.

## Discussion

Our results demonstrate the power of using a Bayesian approach within the modern coexistence framework, and in this case an inconsistent impact of consumers on coexistence. Natural enemies in the form of parasitoids affected species growth rates, but had no identifiable impact on pairwise competitive coefficients. Across our six species, no general susceptibility - fecundity trade-off was clearly observable and the presence of parasitoids did not lead to a consistent shift towards (or away from) a state of potential coexistence. In some cases, counter-intuitive results were observed. For instance, *D. simulans* and *D. pandora* show a negative relationship between fecundity and susceptibility (Fig. 2), but parasitism increases the likelihood of coexistence (Fig. 3c). This work highlights the importance and challenges of accurately measuring competition terms ( $\alpha$ ) to understand the consequences of susceptibility - fecundity trade-offs for coexistence (Petry *et al.* 2018).

### Advantages of a Bayesian Approach

Fitting parametric models to ecological data is almost always both challenging and illuminating in equal measure. The framework of modern coexistence theory provides particular difficulties, since the quantities of interest are highly entangled (Barabás *et al.* 2018; Song *et al.* 2019). Because the fitted values of the parameters inevitably correlate to some degree, propagating parameter uncertainty from a multi-parameter posterior distribution gives a better understanding of the uncertainty associated with the key quantities. Such outputs are inherently multi-dimensional, and can pose considerable challenges both to intuition and to visualise. By contrast, previous approaches that propagate standard errors associated with individual parameters (e.g. Matías *et al.* 2018) or estimate uncertainty by bootstrapping observations (e.g. García-Callejas *et al.* 2020) are unable to capture these effects, and risk misrepresenting the confidence that can be placed in results. Although we took an explicitly Bayesian approach, similar methods could be followed using multi-dimensional likelihood surfaces computed with a frequentist approach.

Understanding how the interrelationships between parameters affect uncertainty in the derived quantities based upon them is difficult *a priori*, since the contribution of different correlations will be contingent on both the underlying ecology and the experimental design. In the context of modern coexistence theory, even a moderate confounding of underlying growth rates and intra-specific competition terms may have a significant effect on the conditions for coexistence. In our study, the boundary line demarking the region of coexistence tended to be somewhat ‘repelling’. This increases the confidence with which pairs of species are located within regions of the coexistence plane. Although our individual estimates of model parameters may be rather uncertain, we can often be comparatively confident in the result of competition.

This repelling effect can be attributed to indeterminacy between growth rates and intra-specific competition terms. One consequence of this can be seen clearly when the condition for coexistence (equation 6) is re-arranged in a simplified form as:

$$\frac{\alpha_{ji}}{\alpha_{ii}} < \frac{r_j - 1}{r_i - 1} < \frac{\alpha_{jj}}{\alpha_{ij}} \quad (\text{eq 7})$$

Where there are strong positive correlations in the posterior draws of  $\alpha_{ii}$  and  $r_i$  (shown in bold), this would tend to affect both sides of the inequality simultaneously, increasing the tendency that it maintains its value. However, it is important to note that there are a number of other correlations between core model parameters. For this reason, rather than trying to second-guess how these relationships may play out in other studies, we would recommend as far as possible propagating all uncertainties through to the final reported result.

Modern coexistence theory defines a sharp line between coexistence and the inability to invade from rare. This mathematical clarity and precision represents a major advantage, but poses challenges to the incorporation of inevitable experimental uncertainty. It is important to reiterate that the uncertainty of coexistence we discuss should be interpreted as statements of uncertainty in the underlying data, rather than implying a probabilistic outcome. The precision of estimates of parameters can differ between treatments, which can have the effect of reducing the support for coexistence, even if the median estimate does not change. Furthermore, these values should not be directly interpreted as some measure of ‘distance from coexistence’, although the concepts may be related. The framework of structural stability is better equipped to address such questions (Saavedra *et al.* 2017; Godoy *et al.* 2018).

#### Impact of natural enemies on competition coefficients

In natural systems, both direct effects of mortality and impacts on the interaction between species will determine the impact of consumers on species coexistence (Pringle *et al.* 2019). Our study included species that span a range of body sizes (0.94 mg – 2.64 mg, mean wet mass of female adults) but also included two pairs that are very closely related phylogenetically (SI 1, Table S1.1). We expected that these choices would structure the competition outcomes, but we did not observe any clear patterns in the competition coefficients. Our study design allowed parasitoids to travel between vials, opening the prospect of either associational susceptibility or resistance mediated through parasitoid foraging behaviour (Holt & Kotler 1987; Abrams 2010). If competitive interaction modification effects were strong enough to be detectable, these would manifest as shifts between treatments in the fitted  $\alpha$  values, and result in ‘side-to-side’ movement in the coexistence plane (e.g. SI 4, Fig. S4.15). However, our model selection procedure suggested that modelling changes to the competition coefficients matrix between treatments leads to overfitting.

Nevertheless, our model selection test is a rather blunt all-or-nothing approach. It may well be that only particular competitive interactions are strongly affected by the parasitoid. Indeed, in our full model, while most of the between-treatment  $\alpha$  differences cluster around zero, several show large divergences (SI 4 Fig. S4.13). There is no clear predictor for the terms that show these large shifts, occurring between different species. A more complex model fitting approach incorporating regularisation could potentially determine whether such cases are identifiable effects rather than model fitting noise, but is beyond the scope of this paper. Mechanisms that can be modelled as shifts in single species process (e.g.  $r$ ) are inherently more identifiable statistically than changes to multi-species processes (e.g.  $\alpha$ ). In our models, this can be seen in that uncertainty in fitness

differences was driven largely by the competitive response ratio  $\sqrt{\frac{\alpha_{ij}\alpha_{ii}}{\alpha_{ji}\alpha_{jj}}}$ , rather than the

demographic ratio  $\frac{r_j-1}{r_i-1}$  (SI 4, Fig. S4.3).

Density-mediated apparent competition derived from an increased total population of natural enemies, is not directly detectable with our single-generation design. If we had run a multi-generational experiment, the results could be expected to be complex: Sommers & Chesson (2019) show that the relative balance between apparent and resource competition is influenced by prey defensive actions. Methods to directly compare resource competition and predation effects in parameterised models are developing (Shoemaker *et al.* 2020) and will be an exciting area for future research.

#### Limitations of simple laboratory experiments

The modern coexistence theory approach is agnostic with respect to the particular factors involved, but will always be limited by the scope of the empirical data available. Experiments such as this one can rarely replicate full natural lifecycles of animals or capture the full range of conditions that occur throughout their habitat (Hart *et al.* 2018); and impacts on one life stage can mitigate differences at another (Moll & Brown 2008). Our methods likely favour species with a high egg-laying rate over those with a long reproductive lifespan. Equally, our experiment uses a highly simplified representation of the consumer pressure experienced by natural communities of *Drosophila*. We included a single pupal parasitoid species; in their natural habitats these species exist in a complex trophic network (Jefferies *et al.* 2020) including specialist parasitoids and larval parasitoids (which may directly influence larval competitive performance). Defences against parasitism may be specific to particular enemies, or behaviour-based and not observable in the simplified environment of the fly vials.

The simplicity of the experimental set-up cannot capture other plausible mechanisms that could be hypothesised to aid coexistence, such as environmental stress resistance (Chesson 2000; Kuang & Chesson 2010). It necessarily excludes a number of likely-significant environmental heterogeneities. For example, *D. simulans* is a cosmopolitan species that is not native to the Australian rainforest. It is strongly associated with human habitation (Parsons & Bock 1979), and may struggle to compete in natural forests against competitor species. Coexistence may only be possible at particular scales (Hart *et al.* 2017), or through spatial mechanisms not reflected in our experiment. In particular, we do not include any sense of dispersal capacity, or reproductive lifespan. Ultimately, our experiment can only represent a single snapshot combination of environmental conditions. Despite these limitations, we believe that our experiment will still be instructive in isolating particular aspects for more further investigation.

#### Scaling up from pairwise to community coexistence

The *Drosophila* species we investigated co-occur in their natural habitat of Australian rainforest (Jefferies *et al.* 2020), although it is important to note that this is not necessarily evidence that they can coexist in the technical sense (Siepielski & McPeck 2010). Furthermore, pairwise coexistence is not the same as community-level coexistence, and coexistence or otherwise between pairs does not necessarily translate to the multispecies community (Song *et al.* 2019), although they are likely to be at least somewhat related (Friedman *et al.* 2017; Broekman *et al.* 2019). A diversity of mechanisms can allow multispecies coexistence where pairwise coexistence is not possible (Levine *et al.* 2017; Letten & Stouffer 2019; McPeck 2019).

The general approach of propagating joint-posteriors into derived metrics of coexistence from model terms could equally apply to other coexistence modelling frameworks (Godwin *et al.* 2020; Spaak & de Laender 2020) or alternative mechanisms that can facilitate community-level coexistence, such as

intransitive competition (non-hierarchical competition, akin to an extended rock-paper-scissors tournament). We demonstrate this in SI 6 with a simple analysis of the impact of natural enemies on intransitivity. We did not identify a large amount of intransitivity, and it was not changed consistently by the presence of parasitoids. Although not a main focus of our investigation, our results add to a growing body of work suggesting limited impacts of intransitivity on community coexistence (Godoy *et al.* 2017).

## Conclusion

Our experiment demonstrates that natural enemies can change the result of competition between species pairs, but that this effect is not consistent or necessarily predictable from pairwise fecundity-susceptibility relationships, reiterating the value of analysing parametrised models (Siepielski & McPeck 2010). Further work will be needed to investigate whether trait differences impact the niche and fitness differences observed in our system, and more experimental studies of the impact of natural enemies on coexistence are needed to form the basis for a more general understanding of their impacts. Modern coexistence theory is emerging as a powerful tool to investigate a range of biotic and abiotic impacts on coexistence experimentally (Lanuza *et al.* 2018; Matías *et al.* 2018), However, since the precision with which growth rates and competition coefficients can be estimated is limited (even within large studies such as ours), the fundamental inseparability of niche and fitness differences can impact the likelihood assigned to coexistence between any given species pair. Although these challenges are significant, we hope our approach demonstrates that they can be readily and transparently addressed.

## Acknowledgements:

We thank the Hrček lab and the Oxford Fly group for advice and use of facilities, Chia-Hua Lue for advice on the parasitoid wasp, František Sládeček and Jamal Holle for assistance maintaining cultures, and Mark Wong for constructive comments on the manuscript.

## Author Contributions

JCDT conceptualised the experiment and led the analysis and the writing of the paper. JC led the design and execution of the experimental work. Experimental work was conducted by JC and JCDT. All authors contributed to the development of ideas and writing of the manuscript.

**Funding:** The work was supported by NERC grant NE/N010221/1 to OTL and a grant from the China Scholarship Council to JC. JCDT was also funded through NERC grant NE/T003510/1

## Data Accessibility:

All raw observation data and code to replicate the analyses is available at [github.com/jcdterry/TCL\\_DrosMCT](https://github.com/jcdterry/TCL_DrosMCT). This is also archived at OSF doi: 10.17605/OSF.IO/6R8UE



## References

- Abrams, P.A. (2010). Implications of flexible foraging for interspecific interactions: lessons from simple models. *Functional Ecology*, 24, 7–17.
- Adler, P.B., HilleRisLambers, J. & Levine, J.M. (2007). A niche for neutrality. *Ecology Letters*, 10, 95–104.
- Alexander, J.M., Diez, J.M., Hart, S.P. & Levine, J.M. (2016). When Climate Reshuffles Competitors: A Call for Experimental Macroecology. *Trends in Ecology and Evolution*, 31, 831–841.
- Atkinson, W.D. & Shorrocks, B. (1981). Competition on a divided and ephemeral resource: a simulation model. *Journal of Animal Ecology*, 50, 461–471.
- Ayala, F.J. (1969). Experimental invalidation of the principle of competitive exclusion. *Nature*, 224, 1076–1079.
- Barabás, G., D’Andrea, R. & Stump, S.M. (2018). Chesson’s coexistence theory. *Ecological Monographs*, 88, 277–303.
- Bartomeus, I. & Godoy, O. (2018). Biotic controls of plant coexistence. *Journal of Ecology*, 106, 1767–1772.
- Bolker, B.M. (2008). *Ecological Models and Data in R*. Princeton University Press.
- Broekman, M.J.E., Muller-Landau, H.C., Visser, M.D., Jongejans, E., Wright, S.J. & Kroon, H. (2019). Signs of stabilisation and stable coexistence. *Ecology Letters*, 22, 1957–1975.
- Burnham, K.P. & Anderson, D.R. (2002). *Model Selection and Multimodel Inference: A Practical Information-Theoretic Approach*. Springer Science & Business Media.
- Carpenter, B., Gelman, A., Hoffman, M.D., Lee, D., Goodrich, B., Betancourt, M., *et al.* (2017). Stan : A Probabilistic Programming Language. *Journal of Statistical Software*, 76.
- Chase, J.M., Abrams, P.A., Grover, J.P., Diehl, S., Chesson, P., Holt, R.D., *et al.* (2002). The interaction between predation and competition: a review and synthesis. *Ecology Letters*, 5, 302–315.
- Chesson, P. (2000). Mechanisms of Maintenance of Species Diversity. *Annual Review of Ecology, Evolution, and Systematics*, 31, 343–366.
- Chesson, P. (2018). Updates on mechanisms of maintenance of species diversity. *Journal of Ecology*, 106, 1773–1794.
- Chesson, P. & Kuang, J.J. (2008). The interaction between predation and competition. *Nature*, 456, 235–238.
- Davis, A.J., Jenkinson, L.S., Lawton, J.H., Shorrocks, B. & Wood, S. (1998). Making mistakes when predicting shifts in species range in response to global warming. *Nature*, 391, 783–786.
- Duménil, C., Woud, D., Pinto, F., Alkema, J.T., Jansen, I., van der Geest, A.M., *et al.* (2016). Pheromonal Cues Deposited by Mated Females Convey Social Information about Egg-Laying Sites in *Drosophila Melanogaster*. *Journal of Chemical Ecology*, 42, 259–269.

- Friedman, J., Higgins, L.M. & Gore, J. (2017). Community structure follows simple assembly rules in microbial microcosms. *Nature Ecology & Evolution*, 1, 0109.
- García-Callejas, D., Godoy, O. & Bartomeus, I. (2020). cxr : A toolbox for modelling species coexistence in R. *Methods in Ecology and Evolution*, 1, 2041–210X.13443.
- Gilpin, M.E., Carpenter, M.P. & Pomerantz, M.J. (1986). The assembly of a laboratory community: multi-species competition in *Drosophila*. In: *Community Ecology* (eds. Diamond, J.M. & Case, T.J.). Harper and Row, New York.
- Godoy, O., Bartomeus, I., Rohr, R.P. & Saavedra, S. (2018). Towards the Integration of Niche and Network Theories. *Trends in Ecology & Evolution*, 33, 287–300.
- Godoy, O. & Levine, J.M. (2014). Phenology effects on invasion success: Insights from coupling field experiments to coexistence theory. *Ecology*, 95, 726–736.
- Godoy, O., Stouffer, D.B., Kraft, N.J.B.B. & Levine, J.M. (2017). Intransitivity is infrequent and fails to promote annual plant coexistence without pairwise niche differences. *Ecology*, 98, 1193–1200.
- Godwin, C.M., Chang, F. & Cardinale, B.J. (2020). An empiricist’s guide to modern coexistence theory for competitive communities. *Oikos*, 129, 1109–1127.
- Grainger, T.N., Letten, A.D., Gilbert, B. & Fukami, T. (2019). Applying modern coexistence theory to priority effects. *Proceedings of the National Academy of Sciences*, 116, 6205–6210.
- Gurevitch, J., Morrison, J.A. & Hedges, L. v. (2000). The interaction between competition and predation: A meta-analysis of field experiments. *American Naturalist*, 155, 435–453.
- Hangartner, S.B., Hoffmann, A.A., Smith, A. & Griffin, P.C. (2015). A collection of Australian *Drosophila* datasets on climate adaptation and species distributions. *Scientific Data*, 2, 150067.
- Hart, S.P., Freckleton, R.P. & Levine, J.M. (2018). How to quantify competitive ability. *Journal of Ecology*, 106, 1902–1909.
- Hart, S.P., Usinowicz, J. & Levine, J.M. (2017). The spatial scales of species coexistence. *Nature Ecology & Evolution*, 1, 1066–1073.
- Hassell, M.P. (2000). *The Spatial and Temporal Dynamics of Host-Parasitoid Interactions*. Oxford University Press, Oxford.
- Holt, R.D. & Kotler, B.P. (1987). Short-term apparent competition. *American Naturalist*, 130, 412–430.
- Jefferies, C.T., Terry, J.C.D., Higgin, M., Jandová, A., Konvičková, H., Brown, J.J., *et al.* (2020). Molecular analyses reveal consistent food web structure with elevation in rainforest *Drosophila* - parasitoid communities. *bioRxiv*, 1-16 <https://doi.org/10.1101/2020.07.21.213678>.
- Ke, P.-J. & Letten, A.D. (2018). Coexistence theory and the frequency-dependence of priority effects. *Nature Ecology & Evolution*, 2, 1691–1695.
- Kraaijeveld, A.R. & Godfray, H.C.J. (1997). Trade-off between parasitoid resistance and larval competitive ability in *Drosophila melanogaster*. *Nature*, 389, 259–261.

- Kuang, J.J. & Chesson, P. (2010). Interacting coexistence mechanisms in annual plant communities: Frequency-dependent predation and the storage effect. *Theoretical population biology*, 77, 56–70.
- Lanuza, J.B., Bartomeus, I. & Godoy, O. (2018). Opposing effects of floral visitors and soil conditions on the determinants of competitive outcomes maintain species diversity in heterogeneous landscapes. *Ecology Letters*, 21, 865–874.
- Letten, A.D., Ke, P.J. & Fukami, T. (2017). Linking modern coexistence theory and contemporary niche theory. *Ecological Monographs*, 87, 161–177.
- Letten, A.D. & Stouffer, D.B. (2019). The mechanistic basis for higher-order interactions and non-additivity in competitive communities. *Ecology Letters*, 22, 423–436.
- Levine, J.M., Bascompte, J., Adler, P.B. & Allesina, S. (2017). Beyond pairwise mechanisms of species coexistence in complex communities. *Nature*, 546, 56–64.
- Levine, J.M. & HilleRisLambers, J. (2009). The importance of niches for the maintenance of species diversity. *Nature*, 461, 254–257.
- Matías, L., Godoy, O., Gómez-Aparicio, L. & Pérez-Ramos, I.M. (2018). An experimental extreme drought reduces the likelihood of species to coexist despite increasing intransitivity in competitive networks. *Journal of Ecology*, 106, 826–837.
- McPeck, M.A. (2019). Mechanisms influencing the coexistence of multiple consumers and multiple resources: resource and apparent competition. *Ecological Monographs*, 89, e01328.
- Moll, J.D. & Brown, J.S. (2008). Competition and coexistence with multiple life-history stages. *The American Naturalist*, 171, 839–843.
- O’Brien, E.K., Higgie, M., Reynolds, A., Hoffmann, A.A. & Bridle, J.R. (2017). Testing for local adaptation and evolutionary potential along altitudinal gradients in rainforest *Drosophila*: beyond laboratory estimates. *Global Change Biology*, 23, 1847–1860.
- Paine, R.T. (1966). Food Web Complexity and Species Diversity. *The American Naturalist*, 100, 65–75.
- Parsons, P.A. & Bock, I.R. (1979). The Population Biology of Australian *Drosophila*. *Annual Review of Ecology and Systematics*, 10, 229–245.
- Pearl, R. (1932). The influence of density of population upon egg production in *Drosophila melanogaster*. *Journal of Experimental Zoology*, 63, 57–84.
- Pérez-Ramos, I.M., Matías, L., Gómez-Aparicio, L. & Godoy, Ó. (2019). Functional traits and phenotypic plasticity modulate species coexistence across contrasting climatic conditions. *Nature Communications*, 10, 2555.
- Petry, W.K., Kandlikar, G.S., Kraft, N.J.B.B., Godoy, O. & Levine, J.M. (2018). A competition-defence trade-off both promotes and weakens coexistence in an annual plant community. *Journal of Ecology*, 106, 1806–1818.
- Pringle, R.M., Kartzinel, T.R., Palmer, T.M., Thurman, T.J., Fox-Dobbs, K., Xu, C.C.Y., *et al.* (2019). Predator-induced collapse of niche structure and species coexistence. *Nature*, 570, 58–64.

- Saavedra, S., Rohr, R.P., Bascompte, J., Godoy, O., Kraft, N.J.B. & Levine, J.M. (2017). A structural approach for understanding multispecies coexistence. *Ecological Monographs*, 87, 470–486.
- Schreiber, S.J., Yamamichi, M. & Strauss, S.Y. (2019). When rarity has costs: coexistence under positive frequency-dependence and environmental stochasticity. *Ecology*, 100, e02664.
- Shoemaker, L.G., Barner, A.K., Bittleston, L.S. & Teufel, A.I. (2020). Quantifying the relative importance of variation in predation and the environment for species coexistence. *Ecology Letters*, 23, 939–950.
- Shorrocks, B. (1991). Competition on a divided and ephemeral resource: a cage experiment. *Biological Journal of the Linnean Society*, 43, 211–220.
- Siepielski, A.M., Hasik, A.Z. & Ousterhout, B.H. (2018). An ecological and evolutionary perspective on species coexistence under global change. *Current Opinion in Insect Science*, 29, 71–77.
- Siepielski, A.M. & McPeck, M.A. (2010). On the evidence for species coexistence: a critique of the coexistence program. *Ecology*, 91, 3153–3164.
- Sommers, P. & Chesson, P. (2019). Effects of predator avoidance behavior on the coexistence of competing prey. *American Naturalist*, 193, E132–E148.
- Song, C., Barabás, G. & Saavedra, S. (2019). On the consequences of the interdependence of stabilizing and equalizing mechanisms. *American Naturalist*, 194, 627–639.
- Spaak, J.W. & de Laender, F. (2020). Intuitive and broadly applicable definitions of niche and fitness differences. *Ecology Letters*, 23, 1117–1128.
- Valadão, H., Proença, C.E.B., Kuhlmann, M.P., Harris, S.A. & Tidon, R. (2019). Fruit-breeding drosophilids (Diptera) in the Neotropics: playing the field and specialising in generalism? *Ecological Entomology*, 44, 721–737.
- Vehtari, A., Gelman, A. & Gabry, J. (2017). Practical Bayesian model evaluation using leave-one-out cross-validation and WAIC. *Statistics and Computing*, 27, 1413–1432.
- Wertheim, B., Marchais, J., Vet, L.E.M. & Dicke, M. (2002). Allee effect in larval resource exploitation in *Drosophila*: an interaction among density of adults, larvae, and micro-organisms. *Ecological Entomology*, 27, 608–617.
- Worthen, W.B. (1989). Predator-mediated coexistence in laboratory communities of mycophagous *Drosophila* (Diptera: Drosophilidae). *Ecological Entomology*, 14, 117–126.