

# Some theoretical aspects of reprogramming the standard genetic code

Kuba Nowak<sup>2</sup>, Paweł Błażej<sup>1,\*</sup>, Małgorzata Wnetrzak<sup>1</sup>, Dorota Mackiewicz<sup>1</sup>, Paweł Mackiewicz<sup>1</sup>

**1 Department of Bioinformatics and Genomics, Faculty of Biotechnology, University of Wrocław, ul. Joliot-Curie 14a, Wrocław, Poland**

**2 Faculty of Mathematics and Computer Science, University of Wrocław, ul. Joliot-Curie 15, Wrocław, Poland**

\*[pawel.blazej@uwr.edu.pl](mailto:pawel.blazej@uwr.edu.pl)

## 1 Abstract

Reprogramming of the standard genetic code in order to include non-canonical amino acids (ncAAs) opens a new perspective in medicine, industry and biotechnology. There are several methods of engineering the code, which allow us for storing new genetic information in DNA sequences and transmitting it into the protein world. Here, we investigate the problem of optimal genetic code extension from theoretical perspective. We assume that the new coding system should encode both canonical and new ncAAs using 64 classical codons. What is more, the extended genetic code should be robust to point nucleotide mutation and minimize the possibility of reversion from new to old information. In order to do so, we follow graph theory to study the properties of optimal codon sets, which can encode 20 canonical amino acids and stop coding signal. Finally, we describe the set of vacant codons that could be assigned to new amino acids. Moreover, we discuss the optimal number of the newly incorporated ncAAs and also the optimal size of codon blocks that are assigned to ncAAs.

## 2 Introduction

The standard genetic code (SGC) is a set of rules according to which 64 codons are assigned to 20 canonical amino acids and stop coding signal. Thanks to that, genetic information can be stored in DNA and transmitted into the protein world. It is clear that the SGC is redundant because there are 18 amino acids encoded by more than one codon, i.e. 2, 3, 4 and 6 codon blocks or boxes. Therefore, it seems reasonable to reduce this redundancy in order to extended the genetic code. Thanks to that, we could use the spare codons for introducing new genetic information into the canonical coding system. The inclusion of non-canonical amino acids (ncAAs) in the code can allow us for production of new artificial proteins with novel functionality. This approach is very promising for synthetic biology and can find many applications in medicine, industry and biotechnology.

There are several approaches to the problem of the SGC extension [Chin, 2014]. The first one is stop-codon suppression [Noren et al., 1989, Chin, 2017, Italia et al., 2017, Young and Schultz, 2018]. In this method, stop translation codons, for example

*UAG*, are used to encode new ncAAs. This technique needs a modified aminoacyl-tRNA synthetase that charges a tRNA molecule with the ncAA. However, this approach has several drawbacks. For example, we can extend the SGC by only up to two new amino acids, because one of the three stop codons must be left to act as a termination signal of translation [Ozer et al., 2017]. What is more, the newly added ncAAs could compete with translation release factors, which may have an impact on the quality of the protein synthesis. The second method is related to programmed frameshift suppression. In this approach, four-base codons (quadruplets) are used to incorporate new ncAAs [Hohsaka et al., 1996, Anderson et al., 2004, Neumann et al., 2010]. Generally, these codons are composed of a rarely used classical codons with an additional base. These structures are decoded by a modified tRNAs containing four-base anticodons. It should be noted that the competition between tRNAs reading classical codons and respective quadruplet codons can decrease the efficiency of the whole procedure. The third method postulates the extension of the standard genetic code by using selected synonymous codons and depletion of their corresponding tRNAs, which are pre-charged with ncAAs [Iwane et al., 2016]. This method enables significant increasing the number of ncAAs by using of multiple codon boxes. However, the using of the current synonymous codons can disturb the translation and protein folding because of change in codon usage and speed of protein synthesis [Plotkin and Kudla, 2011]. Other approach is based on using one pair of unnatural nucleotides [Ishikawa et al., 2000, Ohtsuki et al., 2001, Yang et al., 2007, Kimoto et al., 2009, Malyshev et al., 2009, Dien et al., 2018, Hamashima et al., 2018]. Thereby it is possible to generate up to 152 new codons to which ncAAs can be assigned. Thanks to that, new genetic information does not interfere with the natural system because it does not involve the canonical codons.

A theoretical approach in the extension of the SGC has been recently proposed by [Błażej et al., 2020]. The authors analysed how to extend the SGC up to 216 codons generated by six-letter nucleotide alphabet, including besides four canonical bases also one pair of new bases. The model of the code assumes the gradual addition of the codons to minimize the consequences of point mutations. In this paper, we would like to investigate other theoretical aspects of the standard genetic code extension using 64 canonical codons. Following the redundancy of the SGC, we focused on finding the rules of the SGC expanding via optimal partition of codon boxes. In our first step, basing on the methodology incorporated from graph theory, we found the minimal set of codons that encode the whole canonical information that is at the same time the most robust to lose this information via point mutations. Therefore, we could divide the set of all 64 codons into two subsets: the first one encoding classical repertoire of amino acids and the second one that is composed of potentially vacant codons. Moreover, we studied some scenarios of optimal codon reassignments that cause creating a new extended coding system.

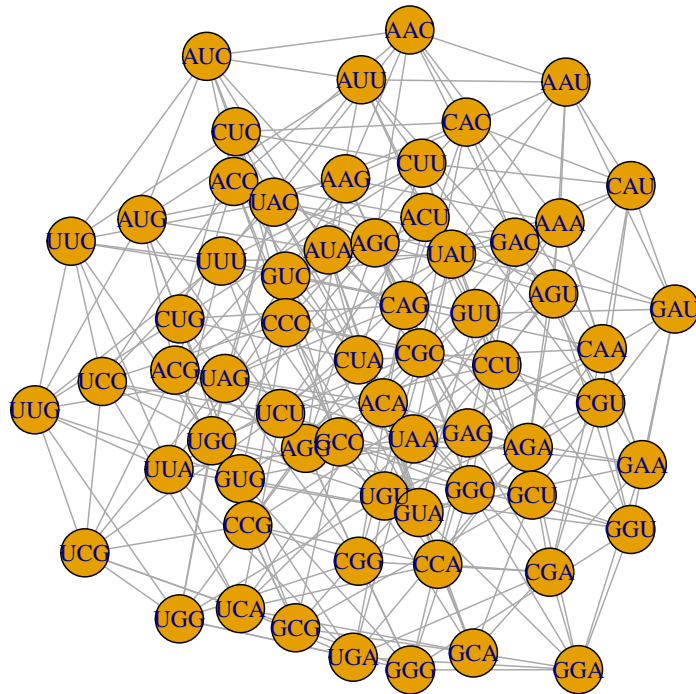
### 3 Preliminaries

We would like to discuss some properties of the SGC using the methodology of graph theory. This approach was successfully used in many problems related to the standard genetic code optimality, in which the SGC is represented as a partition of selected graph [Błażej et al., 2018a, Błażej et al., 2019b]. Some rules of the optimal genetic code enlargement using the extended nucleotide alphabet were presented [Błażej et al., 2020].

We started our considerations with describing the graph that represents relationships between all possible 64 codons in terms of point mutations. Similarly to [Błażej et al., 2018a, Błażej et al., 2019b, Błażej et al., 2020], let  $G(V, E)$  be a graph, in which  $V$  is the set of vertices representing all possible 64 codons, whereas  $E$  is the set of edges between these vertices. We say that two codons  $u, v \in V$  are connected by the edge  $e(u, v) \in E$

if and only if the codon  $u$  differs from the codon  $v$  in exactly one position. The graphical representation of  $G$  is given in the Figure 1.

66  
67



**Figure 1.** The representation of the graph  $G(V, E)$ , in which the set of all vertices  $V$  is composed of 64 codons, whereas the set of edges  $E$  is induced by all possible point mutations that might occur in codons. Clearly,  $G$  is regular and the degree of each vertex is equal to nine. We do not take into account any additional properties of the mutational process, hereby  $G$  is also unweighted and undirected.

Clearly,  $G$  is an unweighted and regular graph. Interestingly,  $E$  represents all possible single point mutations, which may occur between codons in protein coding sequences. It should be noted that here we do not take into account any additional properties of the mutational process, e.g. different probability (weight) of individual nucleotide substitutions.

68  
69  
70  
71  
72

Following graph theory, every possible genetic code, including its extension, induces a partition  $\mathcal{C}$  of the set  $V$  into  $l \geq 21$  disjoint non-empty subsets  $S$ . Therefore, we can introduce the following, unique representation:

$$\mathcal{C} = \{S_1, S_2, \dots, S_l : S_i \cap S_j = \emptyset, S_1 \cup S_2 \cup \dots \cup S_l = V\}.$$

In the papers [Błażej et al., 2018a, Błażej et al., 2019b, Błażej et al., 2020], the authors

73

investigated the properties of the optimal partition of the graph  $G$  in terms of the set conductance. Here, we apply a similar characteristics, i.e. the  $k$ -size conductance and the average conductance of set collection, which were defined below.

**Definition 1.** For a given graph  $G$ , let  $S$  be a subset of  $V$ . The conductance of  $S$  is defined as:

$$\phi(S) = \frac{E(S, \bar{S})}{\text{vol}(S)},$$

where  $E(S, \bar{S})$  is the number of edges of  $G$  crossing from  $S$  to its complement  $\bar{S}$  and  $\text{vol}(S)$  is the sum of all degrees of the vertices belonging to  $S$ .

The set conductance  $\phi(S)$  has an interesting interpretation. Let us assume that  $S$  is a codon block encoding a selected amino acid. Then,  $\phi(S)$  give us an information about the robustness level of this amino acid to point mutations that change it other amino acid. In other words, it is a measure of losing information in the system. This observation rises immediately the question about the minimum set conductance for sets with a given size  $k$ . It is particularly interesting in the context of the optimal encoding of genetic information by a block of codons. In order to study this property, we used the following definition.

**Definition 2.** The  $k$ -size-conductance of the graph  $G$ , for  $k \geq 1$ , is defined as:

$$\phi_k(G) = \min_{S \subseteq V, |S|=k} \phi(S).$$

The last characteristic, called the average conductance of set collection, allow us to evaluate the general quality of genetic code under study.

Let us define the average conductance.

**Definition 3.** Let  $\mathcal{S}$  be a set collection that fulfils the following property:

$$\mathcal{S} = \{S_1, S_2, \dots, S_l : S_i \cap S_j = \emptyset, S_1 \cup S_2 \cup \dots \cup S_l \subseteq V\}.$$

The average conductance of  $\mathcal{S}$  is defined as:

$$\Phi(\mathcal{S}) = \frac{1}{|\mathcal{S}|} \sum_{S \in \mathcal{S}} \phi(S).$$

It is easy to notice that  $\Phi(\mathcal{S})$  is a generalisation of the average code conductance presented in [Błażej et al., 2018a]. In fact, if  $|\mathcal{S}| = 21$  and  $S_1 \cup S_2 \cup \dots \cup S_l = V$  are codon blocks created according to the SGC rules, then  $\Phi(\mathcal{S})$  is the average code conductance for the standard genetic code. Clearly, the average conductance of set collection gives us a general information about the properties of all codon blocks  $S_i, i = 1, 2, \dots, l$  which constitute  $\mathcal{S}$ .

These characteristics appeared to be very useful in studying the structural properties of genetic codes. However, they require a fast and effective method for determining the optimal  $\phi_k(G)$  for  $k \geq 1$ . Fortunately, the graph  $G$  possesses many interesting properties, which were discussed in [Błażej et al., 2018a, Błażej et al., 2020]. First of all,  $G$  can be represented as a Cartesian graph product, i.e.

$$G = K_4 \times K_4 \times K_4,$$

where  $K_4$  is a 4-clique with the set of vertices corresponding to nucleotides  $\{A, U, G, C\}$ . This property allows us to characterise the set of vertices reaching the minimal set conductance from all possible subsets with a given size  $k$ . The following proposition presented in [Błażej et al., 2018a] is a natural consequence of the Theorem 1 given by [Bezrukov, 1999].

**Proposition 1.** *Let us consider a linear order of the set of vertices of 4-clique  $K_4$ , for example  $A > C > G > U$ , and let  $O_k$  be a collection of the first  $k$  vertices of a graph  $K_4 \times K_4 \times K_4 = G$  in the lexicographic order. Then we get:*

$$\phi(O_k) \leq \phi(A) ,$$

where  $A \subseteq K_4 \times K_4 \times K_4$ ,  $|A| = k$ , for any  $k \geq 1$ . Therefore, the following equations hold for any  $k \geq 1$ :

$$\phi(O_k) = \phi_k(G) .$$

As a result, each sequence of  $k$ ,  $1 < k < 64$  vertices of  $G$  sorted according to a given lexicographic order can reach the minimum of the set conductance over all possible set of vertices with the size  $k$ . We used the notation  $O_k$  in the whole paper to denote the general set of codons in the lexicographic order. We described the order of codons when it was necessary (Tab. 1). Thanks to that, we avoided a complicated and redundant notation.

It should be noted that including all possible linear orders of the set  $\{A, U, G, C\}$  and also all possible orders of codon positions  $\{1, 2, 3\}$ , there are exactly 144 different lexicographic orders which can be introduced to  $G$ .

## 4 Results and discussion

We began our investigation with describing the smallest set of codons encoding all 20 amino acids and stop coding signal, which still preserves the canonical codon assignments and is simultaneously optimal in terms of the set conductance  $\phi$ . Then, using the complement set of vacant codons, we discussed some scenarios of reprogramming the standard genetic code. Particularly, we would like to investigate properties of some extensions of the SGC under the less restrictive assumptions. In this case, we used the average conductance of the set collection  $\Phi$  as a measure of the quality of a given genetic structures, i.e. codon blocks. Finally, we studied the specific way of code reprogramming that includes the general structure of the standard genetic code.

The requirements imposed on the genetic code in this approach assume its robustness to changes causing the loss of genetic information. This assumption follows the adaptation hypothesis, which claims that the SGC evolved to minimize harmful consequences of mutations or mistranslations of coded proteins [Woese, 1965, Sonneborn, 1965, Epstein, 1966, Goldberg and Wittes, 1966, Haig and Hurst, 1991, Freeland and Hurst, 1998, Freeland et al., 2000, Gilis et al., 2001]. Although this code did not turn out perfectly optimized in this respect [Błażej et al., 2018a, Błażej et al., 2016, Massey, 2008, Novozhilov et al., 2007, Santos et al., 2011, Santos and Monteagudo, 2017, Wnetrzak et al., 2018, Błażej et al., 2018b, Błażej et al., 2019b, Wnetrzak et al., 2019], it shows a general tendency to error minimization in the global scale. This property is better exhibited by its alternative versions [Błażej et al., 2018c, Błażej et al., 2019a], which occurred later in the evolution. Therefore, the analysis of the genetic code extension in this context seems to be a natural consequence of its evolution.

### 4.1 The smallest set of codons encoding canonical information

It is well known that the standard genetic code is redundant, which means that a smaller number of codons is enough to encode all 20 canonical amino acids and one stop translation signal. Theoretically, we can randomly select more than  $1.51 * 10^{80}$  genetic codes but many of them will not effectively function in biological systems, which can require all 20 canonical amino acids and one stop translation signal as well as some specific relationships between codons. In the selection, we assume that the chosen

codons have amino acid assignments as in the SGC. Therefore, it seems reasonable to postulate some conditions that must be met by these minimalistic genetic codes. In this work, we assume that the codon sets must fulfill some properties in terms of the set conductance  $\phi$ . This assumption has a sensible biological meaning because this measure represents the ratio of non-synonymous mutations, which change a given amino acid or stop codon to other, to all possible point mutations. The small value of  $\phi$  indicates that the code is resistant to change in the coded information.

Following Proposition 1, we get that the first  $k$ -codons ordered in lexicographic order  $O_k$  constitute the set with the minimum set conductance  $\phi$  over all possible sets of codons with the size  $k$  (Tab. 1). In consequence, it is the most resistant structure

**Table 1.** The example of the set  $O_k$  for  $k = 8$ , which is a sequence of the first eight codons taken in a selected lexicographic order. According to Proposition 1 this set is characterized by the minimal set conductance over all sets with the size of  $k = 8$ . The codons have assigned encoded amino acids as in the standard genetic code.

codon	amino acid
AAA	Lys
AAC	Asn
AAG	Lys
AAU	Asn
ACA	Thr
ACC	Thr
ACG	Thr
ACU	Thr

against losing information stored in this set for  $1 < k < 64$ . This property poses a question about the minimum number of codons  $k$  such that there exists a set  $O_k$  composed of codons that encode 20 amino acids and stop translation signal. In order to deal with this problem, we denote  $C_k$  as the set of  $k$  lexicographically ordered codons that encode 21 canonical items. Moreover, for the selected set  $C_k$ , we define a collection of sets:

$$C_k = \{S_1, S_2, \dots, S_{21}, S_i \cap S_j = \emptyset, S_1 \cup S_2 \cup \dots \cup S_{21} = C_k\},$$

where  $S_l$ ,  $l = 1, 2, \dots, 21$  is a non-empty set of codons encoding genetic information according to the standard genetic code rules. Here, we tested all possible  $C_k$  induced by all 144 orders. As a result, we obtained that  $k = 28$  is the minimal size of codons set for which there exists a well defined  $C_k$ , i.e. codons belonging to  $C_{28}$  encode 20 amino acids and stop coding signal. In fact there are two lexicographic orders, the first is induced by a linear order between nucleotides  $U < G < A < C$  and an order between codon positions  $1 < 2 < 3$ . The second is generated by a linear order  $G < U < A < C$  between nucleotides and an order between codon positions  $1 < 2 < 3$ . We found that the first 28 ordered codons using these two rules encode all 21 items. Table 2 and Table 3 include representations of 64 codons in the classical standard genetic code table showing the structure of the optimal  $C_{28}$  codon set. All codons belonging to  $C_k$  are marked in red. We also presented the names of encoded items, which induces at the same time the set collection  $C_k$ .

In the next step, we test the quality of  $C_k$ ,  $k = 28, \dots, 63$  structure in terms of the average conductance of set collection  $\Phi$ . It is clear that  $C_k$  is generated by the lexicographically ordered set of codons and the canonical codon assignments. Using  $\Phi$ , we can compare different genetic code structures generated by different lexicographic orders for the same number of codons  $k$ . Figure 2 presents a relationship between  $\Phi(C_k)$  and  $k = 28, 29, \dots, 64$  calculated for two lexicographic orders, for which we found the smallest coding set  $C_{28}$  (blue and orange lines). The lower bound calculated over 144



**Table 2.** The set  $C_{28}$  containing exactly 28 codons (red). These codons were chosen according to a lexicographic order induced by the linear order of nucleotides  $U < C < A < G$  and the order of codon positions  $1 < 2 < 3$ . The encoded 20 canonical amino acids and the stop translation signal by the collection of codon sets  $C_{28}$  is also shown.

UUU Phe	UCU	UAU Tyr	UGU Cys
UUC	UCC	UAC	UGC
UUA	UCA	UAA	UGA
UUG Leu	UCG Ser	UAG Stop	UGG Trp
CUU Leu	CCU	CAU His	CGU Arg
CUC	CCC	CAC	CGC
CUA	CCA	CAA	CGA
CUG Leu	CCG Pro	CAG Gln	CGG Arg
AUU Ile	ACU	AAU Asn	AGU Ser
AUC	ACC	AAC	AGC
AUA	ACA	AAA	AGA
AUG Met	ACG Thr	AAG Lys	AGG Arg
GUU Val	GCU	GAU Asp	GGU Gly
GUC	GCC	GAC	GGC
GUA	GCA	GAA	GGA
GUG Val	GCG Ala	GAG Glu	GGG Gly

orders is shown for comparison (green line). As we can see, in all considered cases  $\Phi$  decreases with the number of codons involved in the set. They all reach the maximum at  $k = 28$ , which is equal  $\Phi(C_{28}) = 0.91$ , and the minimum for all set collections at  $k = 64$ , equal to  $\Phi(C_{64}) = 0.81$ . It should be noted that  $\Phi(C_{64})$  is equal to the average code code conductance calculated for the standard genetic code and discussed in [Błażej et al., 2018a]. What is more, two lexicographic orders that generate the respective smallest codon sets  $C_{28}$ , generally do not induce the optimal collections of sets  $C_k$ ,  $k > 28$  in terms of  $\Phi$ . In other words, it is not possible to generate a set collection  $C_k$  for each  $k = 29, \dots, 64$  using lexicographic orders shown in Table 2 and Table 3 that would be minimal in terms of  $\Phi$ .

## 4.2 Reprogramming of the standard genetic code

Using the results presented in section 4.1, we get that for every  $k \geq 28$ , the set  $C_k$  induces its own complement, namely the set  $C'_k$  of vacant codons. They can be reprogrammed to encode new non-canonical amino acids. From mathematical perspective, new genetic information would be encoded by  $1 \leq n \leq 64 - k$  codon blocks which constitute a partition of the set  $C'_k$ . In consequence, we introduced a set collection of  $n$  codon blocks:

$$C'_k(n) = \{S_1, S_2, \dots, S_n, S_i \cap S_j = \emptyset, S_1 \cup S_2 \cup \dots \cup S_n = C'_k\}, \quad (1)$$

where each  $S_i, i = 1, \dots, n$  is a non-empty set of codons that encodes the same genetic information. Moreover, let us denote by  $\mathcal{C}(n, k)$  an extended genetic code that encodes exactly  $n$  new ncAAs and uses a set  $C_k, k \geq 28$  to maintain canonical genetic information. It is easy to see that every  $\mathcal{C}(n, k)$  is a partition of the graph  $G$ . What is more,  $\mathcal{C}(n, k)$  has a unique representation:

$$\mathcal{C}(n, k) = C_k \cup C'_k(n), \quad (2)$$

for any  $k \geq 28$ . This observation appeared to be very useful in a further testing of the properties of the extended genetic code. First of all, it is possible to calculate

**Table 3.** The set  $C_{28}$  containing exactly 28 codons (red). These codons were chosen according to a lexicographic order induced by the linear order of nucleotides  $G < U < A < C$  and the order of codon positions  $1 < 2 < 3$ . The encoded 20 canonical amino acids and the stop translation signal by the collection of codon sets  $C_{28}$  is also shown.

UUU Phe	UCU Ser	UAU Tyr	UGU Cys
UUC	UCC	UAC	UGC
UUA	UCA	UAA	UGA
UUG Leu	UCG	UAG Stop	UGG Trp
CUU Leu	CCU Pro	CAU His	CGU Arg
CUC	CCC	CAC	CGC
CUA	CCA	CAA	CGA
CUG Leu	CCG	CAG Gln	CGG Arg
AUU Ile	ACU Thr	AAU Asn	AGU Ser
AUC	ACC	AAC	AGC
AUA	ACA	AAA	AGA
AUG Met	ACG	AAG Lys	AGG Arg
GUU Val	GCU Ala	GAU Asp	GGU Gly
GUC	GCC	GAC	GGC
GUA	GCA	GAA	GGA
GUG Val	GCG	GAG Glu	GGG Gly

$\Phi(\mathcal{C}'_k(n))$ , i.e. the average conductance of the set collection encoding ncAAs. Additionally,  $\Phi(\mathcal{C}(n, k))$  gives us a general overview on the properties of the extended genetic code. Furthermore, using equation 2 we can measure the structural differences between the canonical  $\mathcal{C}_k$  and the extended  $\mathcal{C}'_k(n)$  set collection. In order to do so, we introduced a balance measure  $B$  defined in the following way:

$$B(\mathcal{C}(n, k)) = \frac{\Phi(\mathcal{C}'_k(n))}{\Phi(\mathcal{C}_k)}, \quad 28 \leq k \leq 63. \quad (3)$$

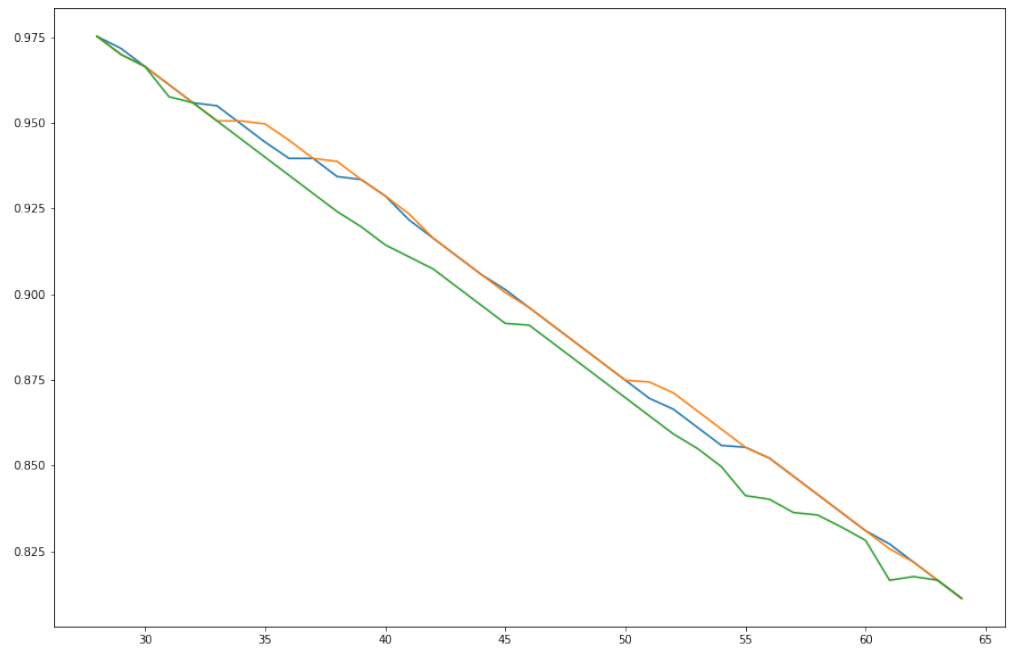
The balance function  $B$  has a natural interpretation and takes positive values.  $B < 1$  indicates that  $\mathcal{C}'_k(n)$  possesses better structural properties in terms of the average conductance than  $\mathcal{C}_k$ , whereas  $B > 1$  means that the set collection  $\mathcal{C}_k$ , i.e. canonical genetic information has better properties in terms of  $\Phi$ . From our point of view, the value of  $B$  around one is the most interesting because it suggests a similar robustness to point mutations of codon blocks for both set collections.

#### 4.2.1 The optimal codon blocks structures encoding ncAAs

Here, we discuss several features of set  $\mathcal{C}'_k(n)$ ,  $k \geq 28$ ,  $n = 1, \dots, 64 - k$ , which is a collection of  $n$  codon blocks composed of vacant codons  $\mathcal{C}'_k$ . The problem which arose immediately in this study was related to the potential optimality of  $\mathcal{C}'_k(n)$ . As was mentioned in the previous section, we can describe the quality of each  $\mathcal{C}'_k(n)$  using the average conductance of the set collection  $\Phi$ . However, this measure itself does not give us any information about that the real optimality of a studied code because there are, in general, many possible set collections for the fixed  $k$  and  $n$  that differ in  $\Phi$  values. Therefore, we decided to find a lower bound on the values of  $\Phi(\mathcal{C}'_k(n))$  for the fixed  $k \geq 28$  and  $n = 1, \dots, 64 - k$ . It could be done using the representation 1 of  $\mathcal{C}'_k(n)$  as well as the definition 2 of the  $k$ -size conductance and a simple observation that for every  $\mathcal{C}'_k(n)$ , we have:

$$\Phi(\mathcal{C}'_k(n)) = \frac{1}{n} \sum_{i=1}^n \phi(S_i) \geq \frac{1}{n} \sum_{i=1}^n \phi_{|S_i|}(G). \quad (4)$$





**Figure 2.** The relationship between  $\Phi(C_k)$  and  $k = 28, 29, \dots, 64$  calculated for two lexicographic orders, for which we found the smallest coding set  $C_{28}$  (blue and orange lines). The lower bound calculated over 144 orders is shown for comparison (green line).

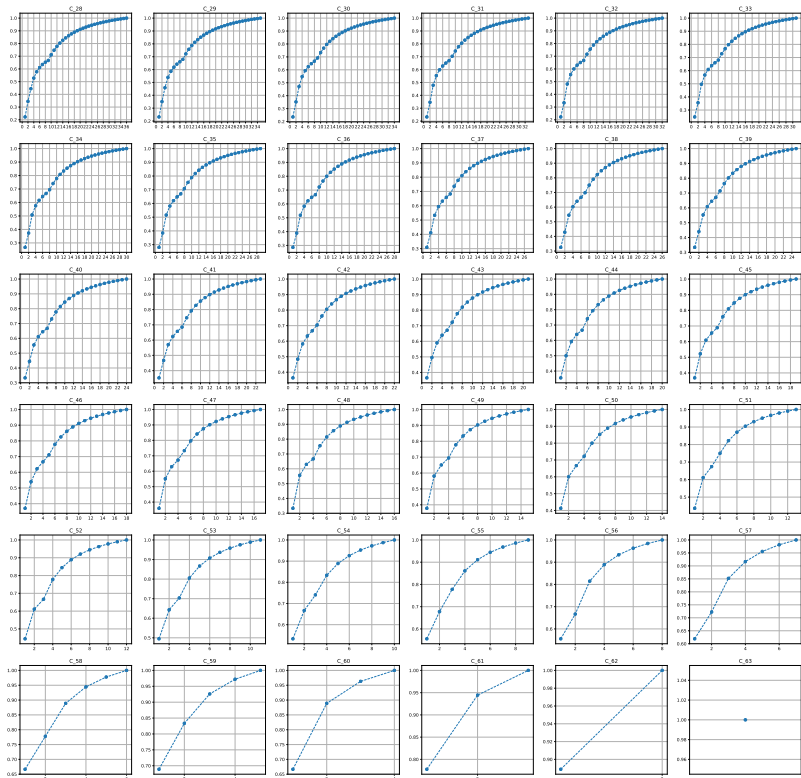
Therefore, for every  $C'_k(n)$ , there exists a lower bound on the average conductance of the set collection imposed on  $C'_k$ . What is more, these optimal collections are composed of the best codon blocks in terms of the  $k$ -size conductance. This feature give us a general overview on the optimal structures of the standard genetic code extensions including the selected number  $n$  of ncAAs.

Following the property 4, we found all possible lower bounds for every  $k \geq 28$  and  $n = 1, 2, \dots, 64 - k$ . Figure 3 presents their graphical representations. As we can see, the lower bound on  $\Phi(C'_k)$  increases with the partition size  $n$  for all considered  $k \geq 28$ .

This relationship shows an interesting course in some cases, e.g. for  $k = 28$  (Fig. 4), the curve of the lower bound increases with  $n$  but slows down substantially for  $n$  close to  $n' = 9$  and then blow up again for  $n > n'$ . We can explain this fact by comparing the properties of the optimal  $C'_k(n)$  partition for  $n = 1, 2, \dots, 36$ . We realized that for  $n \leq n'$ , there is no set of the size lower than four, whereas these sets appear for  $n > n'$ . It should be noted that the  $k$ -size conductance is decreasing with  $k$ , especially for  $k = 1, 2, 3$ . Therefore, if a set collection contains a group of size that is lower than four then the average conductance of the set collection calculated for this partition is generally higher in comparison to the collections that are composed of codon blocks with the size greater or equal than four. This fact could explain the presence of the  $\Phi$  minimum for  $n > n'$ . This phenomenon is also observed for  $28 \leq k \leq 52$  for respective changing point  $n'$ .

### 4.3 The balanced extended genetic code

As mentioned in the previous section, we can describe the optimal genetic code structure, in terms of the minimum of  $\Phi(C'_k(n))$ , which encode ncAAs for the respective  $n$  and  $k$ . However, according to the representation 2, the extended genetic code is in



**Figure 3.** The lower bound of the average conductance  $\Phi(\mathcal{C}'_k(n))$  calculated for the set collection  $\mathcal{C}'_k(n)$  in relation to the number  $n$  of potential codon blocks which would encode new genetic information. The minimum of  $\Phi(\mathcal{C}'_k(n))$  was found over all possible partitions of the set  $\mathcal{C}'_k$  containing  $k \geq 28$  vacant codons in exactly  $n = 1, \dots, 64 - k$  disjoint codon blocks.

fact composed of  $\mathcal{C}_k$ , which encodes the canonical information and  $\mathcal{C}'_k(n)$ , which encodes exactly  $n$  ncAAs. Following the definition of  $\mathcal{C}_k$ , we get that the number of connections between these two parts of the code is as small as possible, which may cause a low probability of potential reversion between the new and old information. It is very useful from experimental point of view, when we want to keep the information about the canonical amino acids and the stop translation, and simultaneously not lose the new information encoded in the vacant codons. However, this property does not include any information about properties of codon groups. On the other hand, the average code conductance  $\Phi(\mathcal{C}(n, k))$  calculated for the whole system give us only a general overview of the quality of codon blocks. In this context, the balance measure  $B$  appears to be especially useful in studying properties of codon groups belonging to  $\mathcal{C}_k$  and  $\mathcal{C}_k(n)$ . Thanks to that, we can compare the quality of coding system for the new and old information.

In this work, we tested the balance in the case when  $\mathcal{C}'_k(n)$  attained lower bound of

$\Phi(\mathcal{C}'_k(n))$ . Figure 5 presents the balance values  $B$  calculated for the respective  $k$  and  $n$ . As we can see, the extended genetic code is extremely unbalanced for small  $n$ , i.e.  $B < 1$ , which indicates that  $\mathcal{C}'_k(n)$  have in general a better codon blocks structure in comparison to respective  $\mathcal{C}_k$  in terms of the average conductance. In all considered cases  $B$  increases with the number of newly incorporated ncAAs. Moreover, in some cases, it is possible to find a balanced codes for which  $B$  are around one. What is more, the number of newly included ncAAs, required to obtain the balanced code, is in some cases quite large. For example, in the case of  $k = 28$ , possible balanced genetic codes are obtained for  $n = 28, 29, 30$ . This result shows in fact a huge redundancy level of the standard genetic code.

## 5 Conclusions

The redundancy of the standard genetic code suggests that this coding system can be extended. In literature, we can find several approaches to this problem. These findings encouraged us to start studying the issue of the optimal extension of the standard genetic code from theoretical perspective. In this paper, we proposed a method of genetic code extension using graph theory approach. Following this methodology, we described the smallest set of codons still encoding 21 canonical items (20 amino acids with one stop translation signal) and characterizing by the minimal set conductance for its size. This property provides the smallest number of connections between codons in the restricted code and the set of vacant codons, which can be assigned to new genetic information. Thanks to that, we minimized the possibility of reversion between these two parts of the code. What is more, we investigated the optimal structure of codon blocks that encode new information and finally we found the lower bounds for the optimal structure of codon blocks assigned to potential ncAAs. In addition, the introduced balance measure allows us for finding extended genetic codes balanced in terms of the average conductance.

It should be noted that the results presented here require some theoretical assumptions. First of all, we proposed a general approach, which does not take into account properties of coded amino acids or other compounds associated with the newly added codons. Secondly, we need exactly 64 types of tRNAs, which can be used to decode unambiguously respective codons. Nevertheless, it seems reasonable to investigate the problem of possible extensions of the standard genetic code starting from the general foundations. Interestingly, using these assumptions, we found several interesting limitations on the number of codons required to encode canonical information and also on the codon blocks which would encode new information.

## 6 Funding statement

This work was supported by the National Science Centre, Poland (Narodowe Centrum Nauki, Polska) under Grant number 2017/27/N/NZ2/00403.

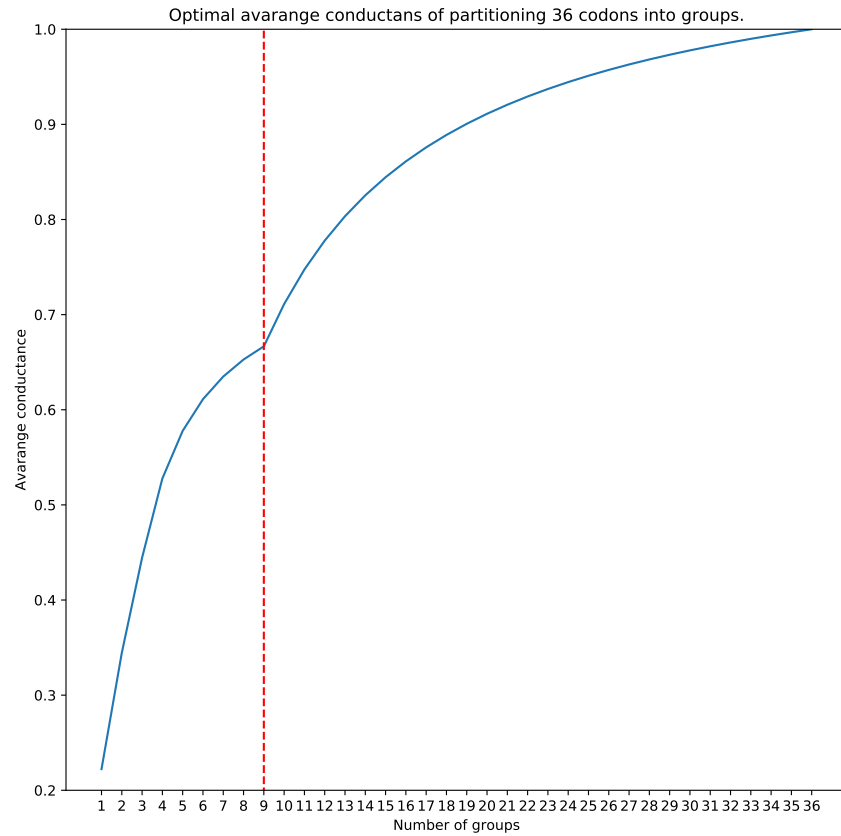
## References

- Anderson et al., 2004. Anderson, J. C., Wu, N., Santoro, S. W., Lakshman, V., King, D. S., and Schultz, P. G. (2004). An expanded genetic code with a functional quadruplet codon. *Proc Natl Acad Sci U S A*, 101(20):7566–7571.
- Błażej et al., 2018a. Błażej, P., Kowalski, D., Mackiewicz, D., Wnetrzak, M., Aloqalaa, D., and Mackiewicz, P. (2018a). The structure of the genetic code as an

- optimal graph clustering problem. 290  
<https://www.biorxiv.org/content/early/2018/05/28/332478>. 291
- Błażej et al., 2019a. Błażej, P., Wnetrzak, M., Mackiewicz, D., Gagat, P., and 292  
Mackiewicz, P. (2019a). Many alternative and theoretical genetic codes are more 293  
robust to amino acid replacements than the standard genetic code. *Journal of* 294  
*Theoretical Biology*, 464:21–32. 295
- Błażej et al., 2018b. Błażej, P., Wnetrzak, M., Mackiewicz, D., and Mackiewicz, P. 296  
(2018b). Optimization of the standard genetic code according to three codon 297  
positions using an evolutionary algorithm. *PLoS One*, 13(8):e0201715. 298
- Błażej et al., 2019b. Błażej, P., Wnetrzak, M., Mackiewicz, D., and Mackiewicz, P. 299  
(2019b). The influence of different types of translational inaccuracies on the genetic 300  
code structure. *BMC Bioinformatics*, 20(1):114. 301
- Błażej et al., 2020. Błażej, P., Wnetrzak, M., Mackiewicz, D., and Mackiewicz, P. 302  
(2020). Basic principles of the genetic code extension. *Royal Society Open Science*, 303  
7(2):191384. 304
- Błażej et al., 2016. Błażej, P., Wnetrzak, M., and Mackiewicz, P. (2016). The role of 305  
crossover operator in evolutionary-based approach to the problem of genetic code 306  
optimization. *BioSystems*, 150:61–72. 307
- Błażej et al., 2018c. Błażej, P., Wnetrzak, M., and Mackiewicz, P. (2018c). The 308  
importance of changes observed in the alternative genetic codes. *Proceedings of the* 309  
*11th International Joint Conference on Biomedical Engineering Systems and* 310  
*Technologies (BIOSTEC 2018) - Volume 3: BIOINFORMATICS*, pages 154–159. 311
- Bezrukov, 1999. Bezrukov, S. L. (1999). *Edge isoperimetric problems on graphs.*, 312  
volume 7, pages 157–197. Akademia Kiado, Budapest. 313
- Chin, 2014. Chin, J. W. (2014). Expanding and reprogramming the genetic code of 314  
cells and animals. *Annu Rev Biochem*, 83:379–408. 315
- Chin, 2017. Chin, J. W. (2017). Expanding and reprogramming the genetic code. 316  
*Nature*, 550(7674):53–60. 317
- Dien et al., 2018. Dien, V. T., Morris, S. E., Karadeema, R. J., and Romesberg, F. E. 318  
(2018). Expansion of the genetic code via expansion of the genetic alphabet. *Curr* 319  
*Opin Chem Biol*, 46:196–202. 320
- Epstein, 1966. Epstein, C. J. (1966). Role of the amino-acid "code" and of selection 321  
for conformation in the evolution of proteins. *Nature*, 210(5031):25–8. 322
- Freeland and Hurst, 1998. Freeland, S. J. and Hurst, L. D. (1998). The genetic code 323  
is one in a million. *Journal of Molecular Evolution*, 47(3):238–248. 324
- Freeland et al., 2000. Freeland, S. J., Knight, R. D., and Landweber, L. F. (2000). 325  
Measuring adaptation within the genetic code. *Trends Biochem Sci*, 25(2):44–5. 326
- Gilis et al., 2001. Gilis, D., Massar, S., Cerf, N. J., and Rومان, M. (2001). 327  
Optimality of the genetic code with respect to protein stability and amino-acid 328  
frequencies. *Genome Biol*, 2(11):research0049.1–0049.12. 329
- Goldberg and Wittes, 1966. Goldberg, A. L. and Wittes, R. E. (1966). Genetic code: 330  
aspects of organization. *Science*, 153(3734):420–4. 331

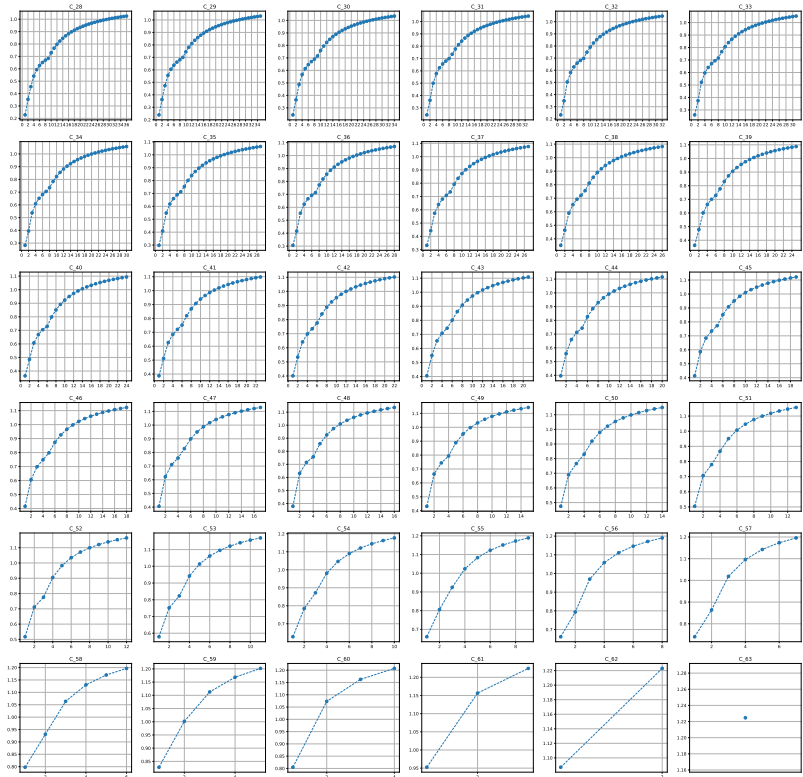
- Haig and Hurst, 1991. Haig, D. and Hurst, L. D. (1991). A quantitative measure of error minimization in the genetic code. *Journal of Molecular Evolution*, 33(5):412–417. 332  
333  
334
- Hamashima et al., 2018. Hamashima, K., Kimoto, M., and Hirao, I. (2018). Creation of unnatural base pairs for genetic alphabet expansion toward synthetic xenobiology. *Curr Opin Chem Biol*, 46:108–114. 335  
336  
337
- Hohsaka et al., 1996. Hohsaka, T., Ashizuka, Y., Murakami, H., and Sisido, M. (1996). Incorporation of nonnatural amino acids into streptavidin through in vitro frame-shift suppression. *J Am Chem Soc*, 118(40):9778–9779. 338  
339  
340
- Ishikawa et al., 2000. Ishikawa, M., Hirao, I., and Yokoyama, S. (2000). Synthesis of 3-(2-deoxy-beta-d-ribofuranosyl)pyridin-2-one and 2-amino-6-(n,n-dimethylamino)-9-(2-deoxy-beta-d-ribofuranosyl)purine derivatives for an unnatural base pair. *Tetrahedron Letters*, 41(20):3931–3934. 341  
342  
343  
344
- Italia et al., 2017. Italia, J. S., Addy, P. S., Wrobel, C. J., Crawford, L. A., Lajoie, M. J., Zheng, Y., and Chatterjee, A. (2017). An orthogonalized platform for genetic code expansion in both bacteria and eukaryotes. *Nat Chem Biol*, 13(4):446–450. 345  
346  
347
- Iwane et al., 2016. Iwane, Y., Hitomi, A., Murakami, H., Katoh, T., Goto, Y., and Suga, H. (2016). Expanding the amino acid repertoire of ribosomal polypeptide synthesis via the artificial division of codon boxes. *Nature Chemistry*, 8(4):317–325. 348  
349  
350
- Kimoto et al., 2009. Kimoto, M., Kawai, R., Mitsui, T., Yokoyama, S., and Hirao, I. (2009). An unnatural base pair system for efficient pcr amplification and functionalization of dna molecules. *Nucleic Acids Res*, 37(2):e14. 351  
352  
353
- Malyshev et al., 2009. Malyshev, D. A., Seo, Y. J., Ordoukhanian, P., and Romesberg, F. E. (2009). Pcr with an expanded genetic alphabet. *J Am Chem Soc*, 131(41):14620–1. 354  
355  
356
- Massey, 2008. Massey, S. E. (2008). A neutral origin for error minimization in the genetic code. *Journal of Molecular Evolution*, 67(5):510–516. 357  
358
- Neumann et al., 2010. Neumann, H., Wang, K., Davis, L., Garcia-Alai, M., and Chin, J. W. (2010). Encoding multiple unnatural amino acids via evolution of a quadruplet-decoding ribosome. *Nature*, 464(7287):441–4. 359  
360  
361
- Noren et al., 1989. Noren, C. J., Anthony-Cahill, S. J., Griffith, M. C., and Schultz, P. G. (1989). A general method for site-specific incorporation of unnatural amino acids into proteins. *Science*, 244(4901):182–8. 362  
363  
364
- Novozhilov et al., 2007. Novozhilov, A. S., Wolf, Y. I., and Koonin, E. V. (2007). Evolution of the genetic code: partial optimization of a random code for robustness to translation error in a rugged fitness landscape. *Biol Direct*, 2:24. 365  
366  
367
- Ohtsuki et al., 2001. Ohtsuki, T., Kimoto, M., Ishikawa, M., Mitsui, T., Hirao, I., and Yokoyama, S. (2001). Unnatural base pairs for specific transcription. *Proc Natl Acad Sci U S A*, 98(9):4922–4925. 368  
369  
370
- Ozer et al., 2017. Ozer, E., Chemla, Y., Schlesinger, O., Aviram, H. Y., Riven, I., Haran, G., and Alfonta, L. (2017). In vitro suppression of two different stop codons. *Biotechnol Bioeng*, 114(5):1065–1073. 371  
372  
373

- Plotkin and Kudla, 2011. Plotkin, J. B. and Kudla, G. (2011). Synonymous but not the same: the causes and consequences of codon bias. *Nature Reviews Genetics*, 12(1):32–42. 374  
375  
376
- Santos and Monteagudo, 2017. Santos, J. and Monteagudo, A. (2017). Inclusion of the fitness sharing technique in an evolutionary algorithm to analyze the fitness landscape of the genetic code adaptability. *BMC Bioinformatics*, 18(1):195. 377  
378  
379
- Santos et al., 2011. Santos, M. A. S., Gomes, A. C., Santos, M. C., Carreto, L. C., and Moura, G. R. (2011). The genetic code of the fungal ctg clade. *Comptes Rendus Biologies*, 334(8-9):607–611. 380  
381  
382
- Sonneborn, 1965. Sonneborn, T. (1965). *Degeneracy of the genetic code: extent, nature, and genetic implications.*, pages 377–397. Academic Press, New York. 383  
384
- Wnetrzak et al., 2018. Wnetrzak, M., Błażej, P., Mackiewicz, D., and Mackiewicz, P. (2018). The optimality of the standard genetic code assessed by an eight-objective evolutionary algorithm. *BMC Evolutionary Biology*, 18:192. 385  
386  
387
- Wnetrzak et al., 2019. Wnetrzak, M., Błażej, P., and Mackiewicz, P. (2019). Optimization of the standard genetic code in terms of two mutation types: Point mutations and frameshifts. *BioSystems*, (181):44–50. 388  
389  
390
- Woese, 1965. Woese, C. R. (1965). On the evolution of the genetic code. *Proc Natl Acad Sci U S A*, 54(6):1546–52. 391  
392
- Yang et al., 2007. Yang, Z., Sismour, A. M., Sheng, P., Puskar, N. L., and Benner, S. A. (2007). Enzymatic incorporation of a third nucleobase pair. *Nucleic Acids Res*, 35(13):4238–49. 393  
394  
395
- Young and Schultz, 2018. Young, D. D. and Schultz, P. G. (2018). Playing with the molecules of life. *ACS Chem Biol*, 13(4):854–870. 396  
397



**Figure 4.** The minimum of the average set conductance  $\Phi(C'_{28})$  (blue line) in relation to the number  $n$  of potential codon blocks which would encode new genetic information. The minimum of  $\Phi$  was found over all possible partitions of the set  $C'_{28}$  containing 36 vacant codons in exactly  $n$  disjoint codon blocks. The red dashed line shows the minimum of the average set conductance calculated for  $n = 9$ . As we can see,  $n = 9$  is a deflection point, in which the rate of the curve increase is changing.





**Figure 5.** The balance  $B$  calculated for respective  $k$  and  $n$  under the assumption that  $C'_k(n)$  attains the lower bound of  $\Phi(C'_k(n))$ . As we can see, the extended genetic code is in general strongly unbalanced for small  $n$  i.e. the number of newly incorporated ncAAs, in comparison to the code encoding 20 canonical amino acids and one stop translation signal.