Figure S3

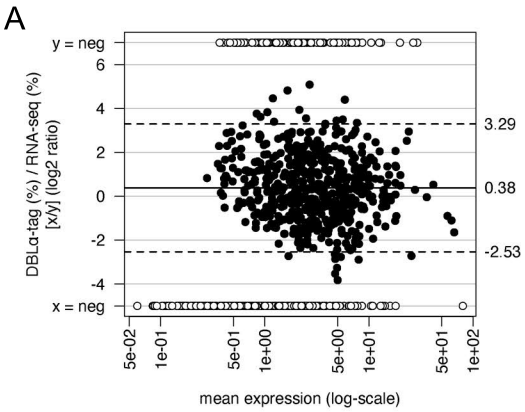
A
y = neg
x = neg
3.29
0.38
-2.53
DBLα-tag (%) / RNA-seq (%)
[x/y] (log2 ratio)
mean expression (log-scale)

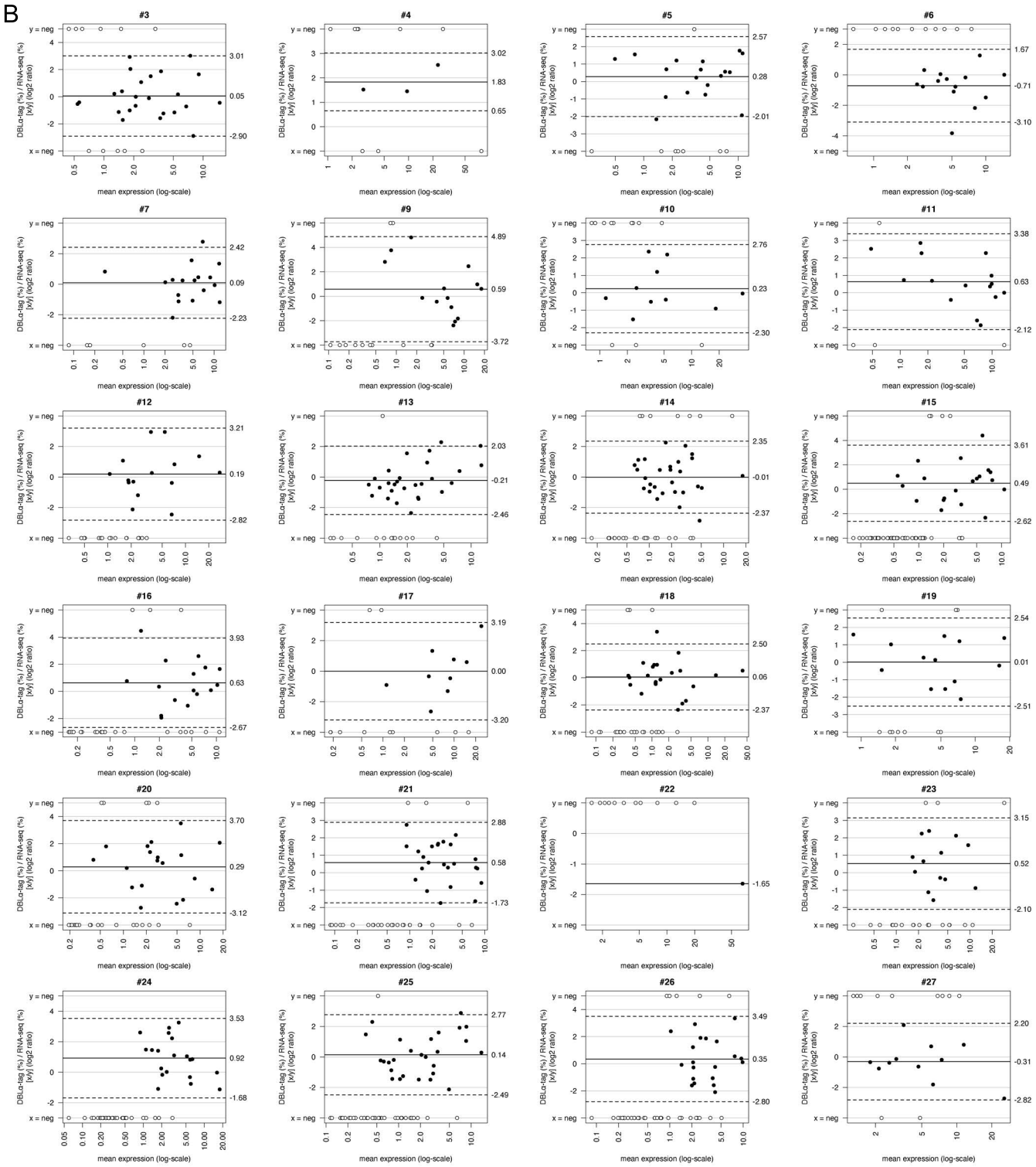
B
#3
#4
#5
#6
#7
#9
#10
#11
#12
#13
#14
#15
#16
#17
#18
#19
#20
#21
#22
#23
#24
#25
#26
#27
y = neg
x = neg
DBLα-tag (%) / RNA-seq (%)
[x/y] (log2 ratio)
mean expression (log-scale)

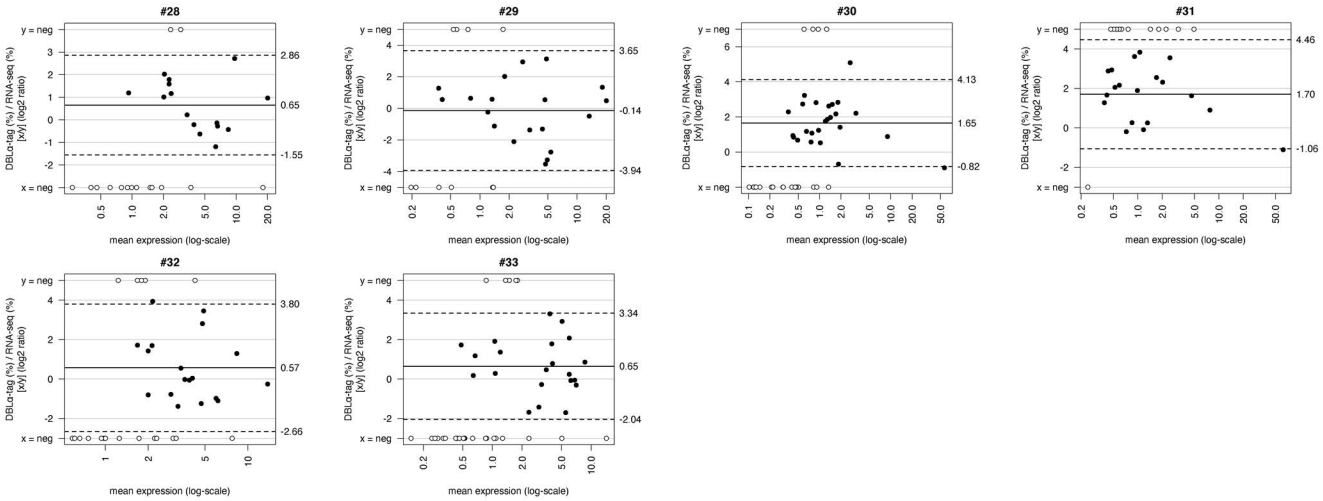
#28
#29
#30
#31
#32
#33
y = neg
x = neg
DBLα-tag (%) / RNA-seq (%)
[x/y] (log2 ratio)
mean expression (log-scale)
2.86
0.65
-1.55
3.65
-0.14
-3.94
4.13
1.65
-0.82
4.46
1.70
-1.06
3.80
0.57
-2.66
3.34
0.65
-2.04