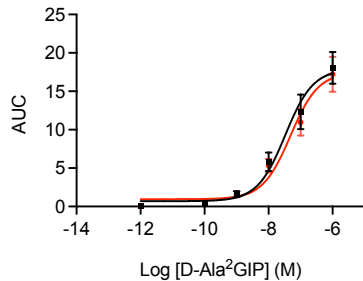


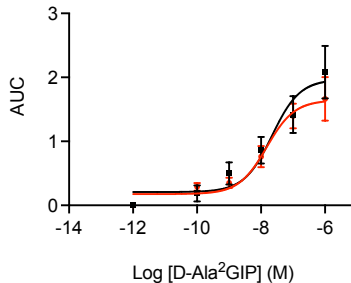
Extended Data Figure 6

a Plasma membrane GIPR signal

◆ INS-1 832/3 Control
◆ INS-1 832/3 Barr2-KD

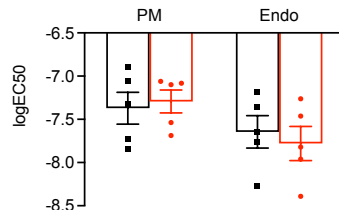


Endosomal GIPR signal



b

logEC₅₀ GIPR



E_{max} GIPR

