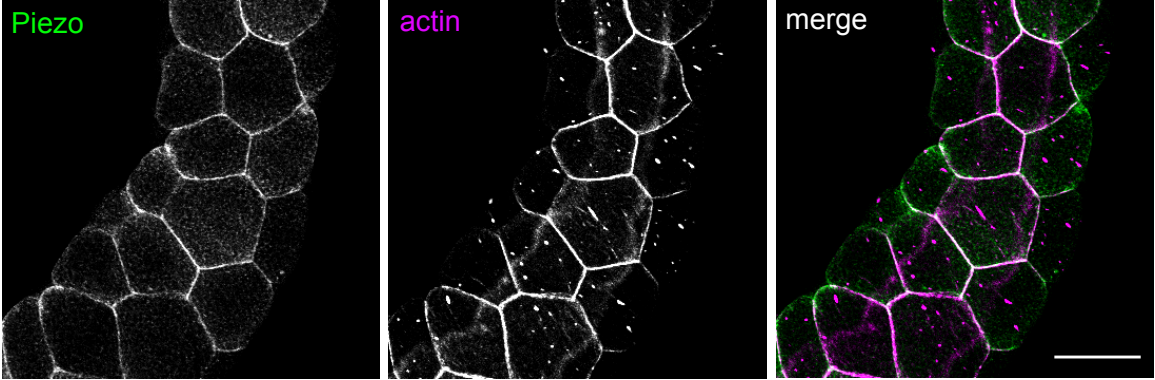



Supplementary Fig. 1: Piezo subcellular localisation in salivary glands



Supplementary Fig. 2: *Piezo* hearts are physiologically normal




E


	control	<i>Piezo</i> ^{KO}
Length of cardiac cycle (ms)	35 ± 3.3	36 ± 1.4
Beats per second	2.9	2.8
End diastolic diameter (μm)	62.5 ± 2.1	67.4 ± 2.4
End systolic diameter (μm)	37.6 ± 1.8	35.4 ± 1.4

Supplementary Fig. 3: Custom-made devices for modulation of ambient pressure

A Positive pressure



B Negative pressure



Supplementary Fig. 4: Caffeine-induced Ca²⁺ transients

