

1 **Optimal cross selection for long-term genetic gain in a two-**
2 **part genomic selection strategy**

3 **Supplementary Material S2:**
4 **Additional results**

5 Gregor Gorjanc*, R. Chris Gaynor, John M. Hickey

6 G. Gorjanc, R.C. Gaynor, and J.M. Hickey The Roslin Institute and Royal (Dick)
7 School of Veterinary Studies, University of Edinburgh, Easter Bush Research Centre,
8 Midlothian EH25 9RG, UK

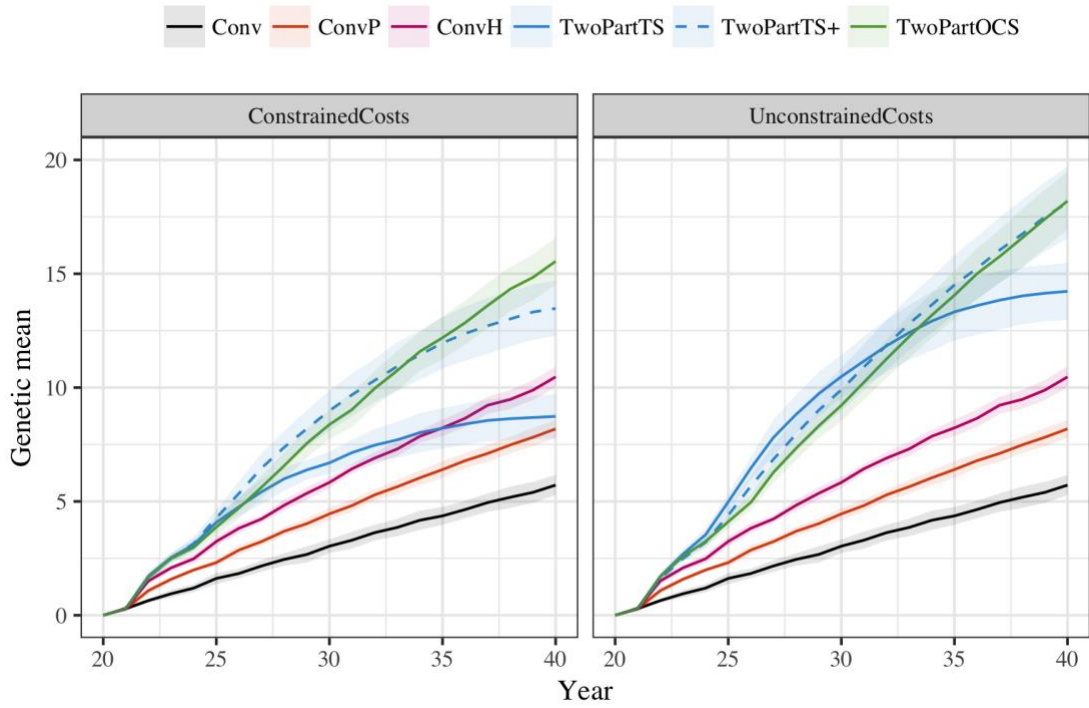
9 *Corresponding author (gregor.gorjanc@roslin.ed.ac.uk)

10 **Fig. S2.1: Genetic mean of doubled-haploid lines (top) and population**
11 **improvement component (bottom) over 20 years of selection by breeding**
12 **program and cost constraints; two-part programs used four recurrent selection**
13 **cycles per year** 2

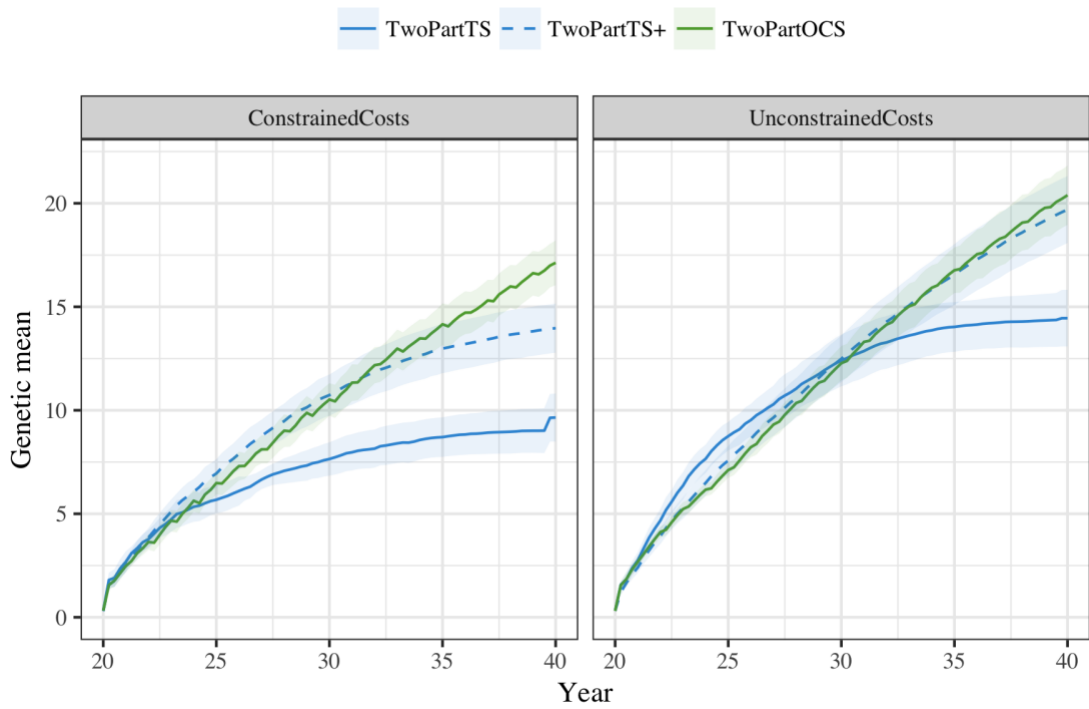
14 **Fig. S2.2: Genic standard deviation of doubled-haploid lines (top) and population**
15 **improvement component (bottom) over 20 years of selection by breeding**
16 **program and cost constraints; two-part programs used four recurrent selection**
17 **cycles per year** 3

18 **Fig. S2.3: Genetic standard deviation of doubled-haploid lines (top) and**
19 **population improvement component (bottom) over 20 years of selection by**
20 **breeding program and cost constraints (mean and 95% confidence interval); two-**
21 **part programs used four recurrent selection cycles per year** 4

22



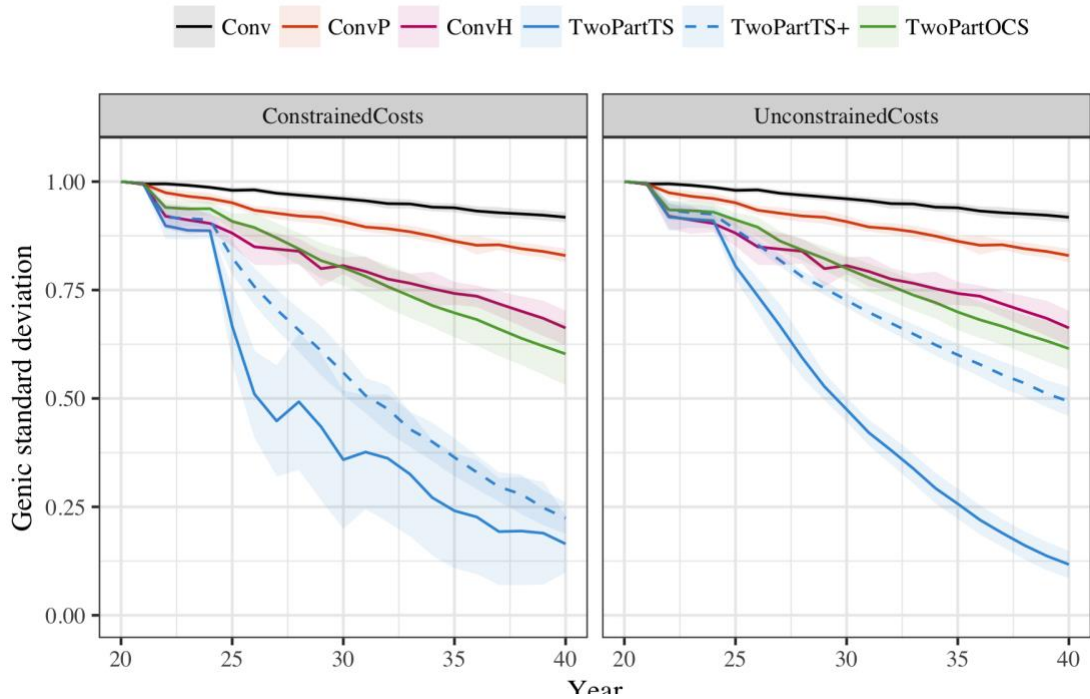
23



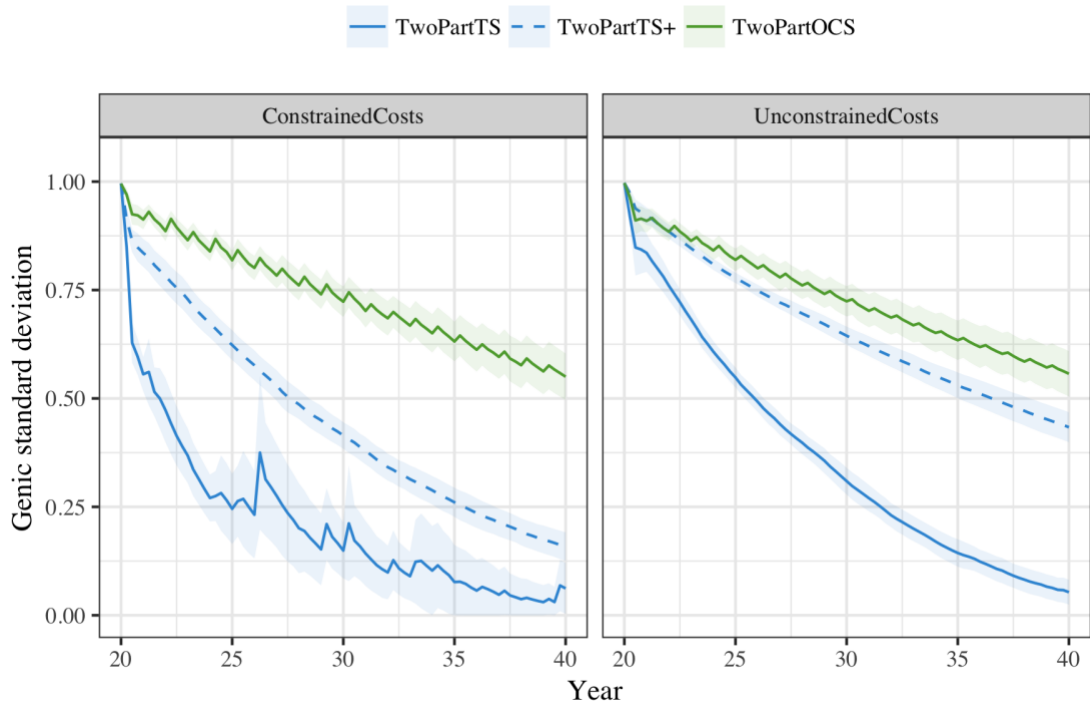
24

25 Fig. S2.1: Genetic mean of doubled-haploid lines (top) and population improvement
 26 component (bottom) over 20 years of selection by breeding program and cost
 27 constraints; two-part programs used four recurrent selection cycles per year

28



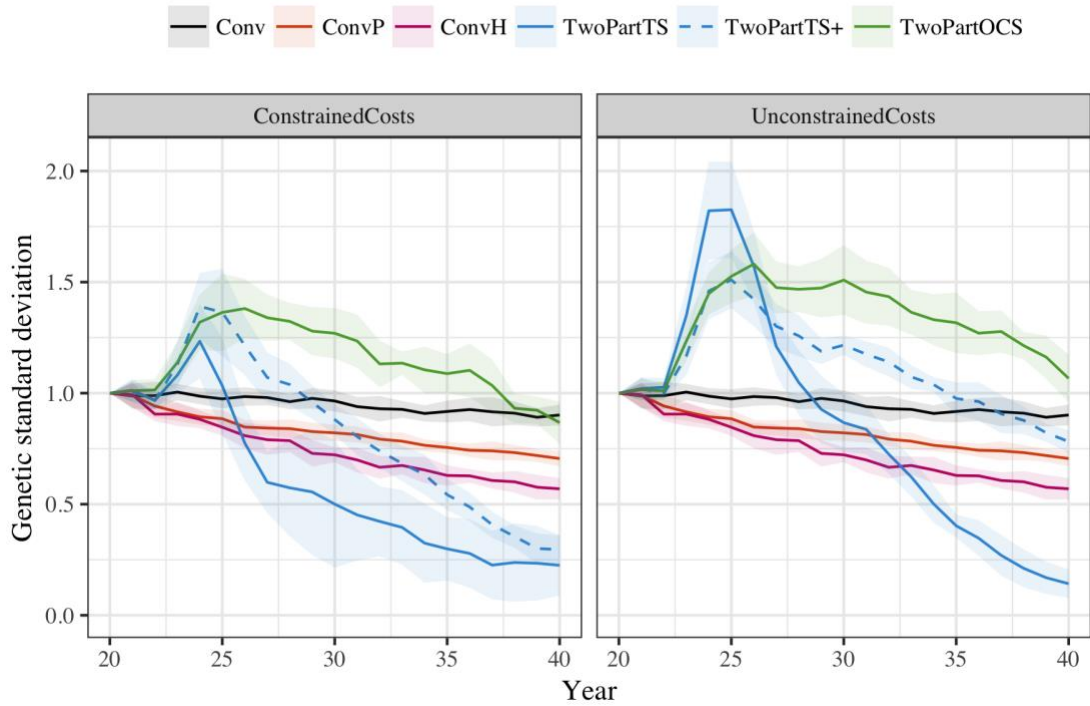
29



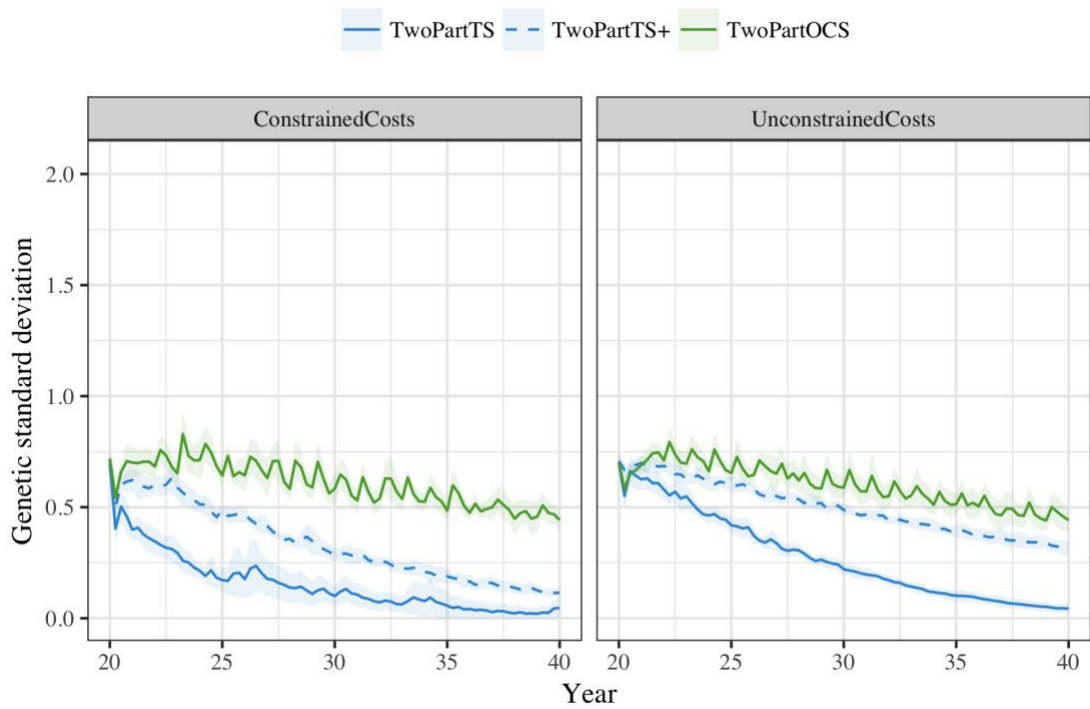
30

31 Fig. S2.2: Genic standard deviation of doubled-haploid lines (top) and population
 32 improvement component (bottom) over 20 years of selection by breeding program
 33 and cost constraints; two-part programs used four recurrent selection cycles per year

34



35



36

37 Fig. S2.3: Genetic standard deviation of doubled-haploid lines (top) and population
 38 improvement component (bottom) over 20 years of selection by breeding program
 39 and cost constraints (mean and 95% confidence interval); two-part programs used
 40 four recurrent selection cycles per year