

Supplemental Material: Evidence of causal effect of major depression on alcohol dependence: Findings from the Psychiatric Genomics Consortium.

Renato Polimanti*, Roseann E. Peterson*, Jue-Sheng Ong, Stuart MacGregor, Alexis C. Edwards, Toni-Kim Clarke, Josef Frank, Zachary Gerring, Nathan A. Gillespie, Penelope A. Lind, Hermine H. Maes, Nicholas G. Martin, Hamdi Mbarek, Sarah E. Medland, Fabian Streit, Major Depressive Disorder Working Group of the Psychiatric Genomics Consortium, Substance Use Disorder Working Group of the Psychiatric Genomics Consortium, 23andMe Research Team, Arpana Agrawal, Howard J. Edenberg, Kenneth S. Kendler, Cathryn M. Lewis, Patrick F. Sullivan, Naomi R. Wray, Joel Gelernter, Eske M. Derks[#].

*Joint first authors.

[#]Correspondence should be addressed to: Eske M. Derks, PhD. QIMR Berghofer. 300 Herston Road, Herston QLD 4006, Brisbane, Australia. E-mail: eske.derks@qimrberghofer.edu.au

Supplemental Tables	3
Supplemental Table S1: Results of the most significant MR approach for each of the MR tests conducted.	3
Supplemental Table S2: Listing of 28 Mendelian randomization methods and corresponding variant filtering applied.	4
Supplemental Table S3: Results from 28 MR methods for the 17 causal models tested.	5
S3.1: ACF→AD	5
S3.2: ACF→MD	6
S3.3: ACFe-5→AD	7
S3.4: ACFe-5→MD	8
S3.5: ACQ→AD	8
S3.6: ACQ→MD	10
S3.7: ACQe-5→AD	11
S3.8: ACQe-5→MD	12
S3.9: ADe-5→ACF	13
S3.10: ADe-5→ACQ	14
S3.11: ADe-5→MD	15
S3.12: MDe-5→ACF	16
S3.13: MDe-5→ACQ	17
S3.14: MDe-5→AD	18
S3.15: MD→ACF	19
S3.16: MD→ACQ	20

S3.17: MD→AD	21
Supplemental Table S4: MR-Egger intercept analysis conducted on the 14 findings surviving Bonferroni multiple testing correction.	22
Supplemental Table S5: Heterogeneity tests conducted with respect to 14 MR tests surviving Bonferroni multiple testing correction.	23
Supplemental Table S6: List of the variants included in the genetic instruments.	24
Supplemental Figures	29
Supplemental Figure S1: Funnel plot (left) and leave-one-out analysis (right) related to the MDe-5 genetic instrument with respect to AD outcome (MDe-5→AD).	29
Supplemental Figure S2: SNP-exposure (AD associations, logOR) and SNP-outcome (MD associations, logOR) coefficients used in the MR analysis.	30
Supplemental Figure S3: Distribution of frequency of drinking in the UK Biobank sample.	31
Supplemental Methods	32
Quality checks of UKB alcohol consumption measures	32
LD score regression analysis	33
Listing of Psychiatric Genomics Consortium Members	34
Major Depressive Disorder Working Group	34
Substance Use Disorder Working Group	42
Acknowledgements	46

Supplemental Tables

Supplemental Table S1: Results of the most significant MR approach for each of the MR tests conducted.

Test	Method	SNPs	Estimate	SE	CI_low	CI_upp	P
1. ACF→AD	Egger	92	-1.967	0.258	-2.473	-1.460	2.51E-11
2. ACF→MD	IVW	96	0.031	0.013	0.006	0.056	0.016
3. ACFe-5→AD	Egger	773	-0.747	0.159	-1.060	-0.435	3.24E-06
4. ACFe-5→MD	IVW	795	0.074	0.008	0.058	0.089	6.50E-20
5. ACQ→AD	IVW	31	0.117	0.012	0.094	0.139	3.81E-11
6. ACQ→MD	IVW	30	0.007	0.001	0.004	0.010	8.06E-05
7. ACQe-5→AD	IVW	385	0.060	0.006	0.048	0.072	7.34E-20
8. ACQe-5→MD	IVW	405	0.008	0.001	0.006	0.009	2.43E-17
9. ADe-5→ACF	Egger	96	-0.055	0.002	-0.059	-0.051	9.11E-48
10. ADe-5→ACQ	IVW	95	0.262	0.013	0.237	0.288	3.26E-36
11. ADe-5→MD	IVW	99	0.006	0.004	-0.001	0.013	0.100
12. MDe-5→ACF	IVW	252	0.024	0.004	0.016	0.032	1.27E-08
13. MDe-5→ACQ	IVW	251	0.306	0.062	0.185	0.428	1.46E-06
14. MDe-5→ADe-5	IVW	259	0.280	0.056	0.169	0.390	1.29E-06
15. MD→ACF	IVW	36	0.053	0.008	0.038	0.068	4.06E-08
16. MD→ACQ	Egger	36	-4.773	0.534	-5.820	-3.726	1.93E-10
17. MD→AD	Rucker median (JK)	40	0.277	0.104	0.038	0.470	0.01

Note: IVW (inverse variance-weighted); JK (jackknife).

Supplemental Table S2: Listing of 28 Mendelian randomization methods and corresponding variant filtering applied.

	Method	Variant Filtering
1	Egger fixed effects	steiger
2	Egger fixed effects	tophits
3	Egger random effects	steiger
4	Egger random effects	tophits
5	IVW fixed effects	steiger
6	IVW fixed effects	tophits
7	IVW random effects	steiger
8	IVW random effects	tophits
9	Penalised median	steiger
10	Penalised median	tophits
11	Rucker mean (JK)	steiger
12	Rucker mean (JK)	tophits
13	Rucker median (JK)	steiger
14	Rucker median (JK)	tophits
15	Rucker point estimate	steiger
16	Rucker point estimate	tophits
17	Simple median	steiger
18	Simple median	tophits
19	Simple mode	steiger
20	Simple mode	tophits
21	Simple mode (NOME)	steiger
22	Simple mode (NOME)	tophits
23	Weighted median	steiger
24	Weighted median	tophits
25	Weighted mode	steiger
26	Weighted mode	tophits
27	Weighted mode (NOME)	steiger
28	Weighted mode(NOME)	tophits

Note: JK (jackknife); NOME (NO Measurement Error).

Supplemental Table S3: Results from 28 MR methods for the 17 causal models tested.

S3.1: ACF→AD

	Method - Filtering	SNPs	Estimate	SE	CI_low	CI_upp	P
1	Egger fixed effects - steiger	92	-1.967	0.258	-2.473	-1.460	2.51E-11
2	Egger fixed effects - tophits	92	-1.967	0.258	-2.473	-1.460	2.51E-11
3	Egger random effects - steiger	92	-1.967	0.344	-2.641	-1.292	1.42E-07
4	Egger random effects - tophits	92	-1.967	0.344	-2.641	-1.292	1.42E-07
5	IVW fixed effects - steiger	92	-0.398	0.091	-0.576	-0.221	2.96E-05
6	IVW fixed effects - tophits	92	-0.398	0.091	-0.576	-0.221	2.96E-05
7	IVW random effects - steiger	92	-0.398	0.152	-0.696	-0.100	0.010
8	IVW random effects - tophits	92	-0.398	0.152	-0.696	-0.100	0.010
9	Penalised median - steiger	92	-0.119	0.195	-0.502	0.263	0.541
10	Penalised median - tophits	92	-0.119	0.205	-0.520	0.282	0.560
11	Rucker mean (JK) - steiger	92	-1.448	0.985	0.482	-3.379	0.145
12	Rucker mean (JK) - tophits	92	-1.502	0.965	0.389	-3.393	0.123
13	Rucker median (JK) - steiger	92	-1.902	0.752	-2.635	0.056	0.013
14	Rucker median (JK) - tophits	92	-1.932	0.698	-2.603	0.059	0.007
15	Rucker point estimate - steiger	92	-1.967	0.344	-2.641	-1.292	1.42E-07
16	Rucker point estimate - tophits	92	-1.967	0.344	-2.641	-1.292	1.42E-07
17	Simple median - steiger	92	-0.051	0.187	-0.417	0.315	0.784
18	Simple median - tophits	92	-0.051	0.186	-0.417	0.314	0.783
19	Simple mode - steiger	92	-0.153	0.533	-1.198	0.892	0.774
20	Simple mode - tophits	92	-0.153	0.480	-1.093	0.787	0.750
21	Simple mode (NOME) - steiger	92	-0.153	0.479	-1.092	0.785	0.749
22	Simple mode (NOME) - tophits	92	-0.153	0.543	-1.218	0.911	0.778
23	Weighted median - steiger	92	-0.199	0.202	-0.595	0.197	0.324
24	Weighted median - tophits	92	-0.199	0.195	-0.582	0.183	0.307
25	Weighted mode - steiger	92	-0.242	0.410	-1.046	0.562	0.557
26	Weighted mode - tophits	92	-0.242	0.402	-1.031	0.547	0.549
27	Weighted mode (NOME) - steiger	92	-0.242	0.423	-1.070	0.586	0.568
28	Weighted mode (NOME) - tophits	92	-0.242	0.398	-1.022	0.538	0.545

S3.2: ACF→MD

	Method - Filtering	SNPs	Estimate	SE	CI_low	CI_upp	P
1	Egger fixed effects - steiger	96	-0.004	0.029	-0.060	0.052	0.879
2	Egger fixed effects - tophits	96	-0.004	0.029	-0.060	0.052	0.879
3	Egger random effects - steiger	96	-0.004	0.094	-0.190	0.181	0.963
4	Egger random effects - tophits	96	-0.004	0.094	-0.190	0.181	0.963
5	IVW fixed effects - steiger	96	0.031	0.013	0.006	0.056	0.016
6	IVW fixed effects - tophits	96	0.031	0.013	0.006	0.056	0.016
7	IVW random effects - steiger	96	0.031	0.042	-0.050	0.113	0.455
8	IVW random effects - tophits	96	0.031	0.042	-0.050	0.113	0.455
9	Penalised median - steiger	96	-0.007	0.048	-0.102	0.088	0.883
10	Penalised median - tophits	96	-0.007	0.045	-0.096	0.081	0.875
11	Rucker mean (JK) - steiger	96	0.020	0.079	0.174	-0.135	0.802
12	Rucker mean (JK) - tophits	96	0.018	0.077	0.170	-0.134	0.816
13	Rucker median (JK) - steiger	96	0.018	0.046	-0.148	0.199	0.697
14	Rucker median (JK) - tophits	96	0.019	0.045	-0.153	0.178	0.682
15	Rucker point estimate - steiger	96	0.031	0.042	-0.050	0.113	0.455
16	Rucker point estimate - tophits	96	0.031	0.042	-0.050	0.113	0.455
17	Simple median - steiger	96	0.080	0.044	-0.006	0.166	0.070
18	Simple median - tophits	96	0.080	0.043	-0.005	0.164	0.064
19	Simple mode - steiger	96	0.092	0.095	-0.094	0.279	0.333
20	Simple mode - tophits	96	0.092	0.096	-0.096	0.281	0.338
21	Simple mode (NOME) - steiger	96	0.092	0.092	-0.089	0.274	0.320
22	Simple mode (NOME) - tophits	96	0.092	0.098	-0.100	0.285	0.350
23	Weighted median - steiger	96	-0.007	0.046	-0.097	0.084	0.883
24	Weighted median - tophits	96	-0.007	0.046	-0.097	0.083	0.882
25	Weighted mode - steiger	96	-0.004	0.045	-0.092	0.084	0.927
26	Weighted mode - tophits	96	-0.004	0.044	-0.091	0.083	0.926
27	Weighted mode (NOME) - steiger	96	-0.004	0.044	-0.090	0.082	0.925
28	Weighted mode (NOME) - tophits	96	-0.004	0.048	-0.098	0.090	0.932

S3.3: ACFe-5→AD

	Method - Filtering	SNPs	Estimate	SE	CI_low	CI_upp	P
1	Egger fixed effects - steiger	773	-0.747	0.159	-1.060	-0.435	3.24E-06
2	Egger fixed effects - tophits	773	-0.747	0.159	-1.060	-0.435	3.24E-06
3	Egger random effects - steiger	773	-0.747	0.179	-1.098	-0.397	3.21E-05
4	Egger random effects - tophits	773	-0.747	0.179	-1.098	-0.397	3.21E-05
5	IVW fixed effects - steiger	773	-0.202	0.054	-0.308	-0.096	1.92E-04
6	IVW fixed effects - tophits	773	-0.202	0.054	-0.308	-0.096	1.92E-04
7	IVW random effects - steiger	773	-0.202	0.061	-0.322	-0.082	0.001
8	IVW random effects - tophits	773	-0.202	0.061	-0.322	-0.082	0.001
9	Penalised median - steiger	773	-0.117	0.094	-0.302	0.068	0.214
10	Penalised median - tophits	773	-0.117	0.093	-0.299	0.065	0.207
11	Rucker mean (JK) - steiger	773	-0.611	0.462	0.295	-1.517	0.187
12	Rucker mean (JK) - tophits	773	-0.602	0.455	0.290	-1.494	0.186
13	Rucker median (JK) - steiger	773	-0.643	0.671	-1.509	-0.043	0.339
14	Rucker median (JK) - tophits	773	-0.619	0.656	-1.475	-0.048	0.346
15	Rucker point estimate - steiger	773	-0.747	0.179	-1.098	-0.397	3.21E-05
16	Rucker point estimate - tophits	773	-0.747	0.179	-1.098	-0.397	3.21E-05
17	Simple median - steiger	773	-0.128	0.091	-0.308	0.051	0.160
18	Simple median - tophits	773	-0.128	0.089	-0.304	0.047	0.151
19	Simple mode - steiger	773	-0.069	0.362	-0.778	0.640	0.848
20	Simple mode - tophits	773	-0.069	0.361	-0.776	0.638	0.848
21	Simple mode (NOME) - steiger	773	-0.069	0.368	-0.790	0.651	0.850
22	Simple mode (NOME) - tophits	773	-0.069	0.376	-0.805	0.667	0.854
23	Weighted median - steiger	773	-0.144	0.096	-0.332	0.044	0.133
24	Weighted median - tophits	773	-0.144	0.095	-0.330	0.042	0.128
25	Weighted mode - steiger	773	-0.032	0.276	-0.572	0.509	0.909
26	Weighted mode - tophits	773	-0.032	0.249	-0.520	0.457	0.899
27	Weighted mode (NOME) - steiger	773	-0.032	0.294	-0.608	0.545	0.915
28	Weighted mode (NOME) - tophits	773	-0.032	0.273	-0.567	0.504	0.908

S3.4: ACFe-5→MD

	Method - Filtering	SNPs	Estimate	SE	CI_low	CI_upp	P
1	Egger fixed effects - steiger	795	-0.001	0.021	-0.042	0.041	0.980
2	Egger fixed effects - tophits	795	-0.001	0.021	-0.042	0.041	0.980
3	Egger random effects - steiger	795	-0.001	0.046	-0.090	0.089	0.991
4	Egger random effects - tophits	795	-0.001	0.046	-0.090	0.089	0.991
5	IVW fixed effects - steiger	795	0.074	0.008	0.058	0.089	6.50E-20
6	IVW fixed effects - tophits	795	0.074	0.008	0.058	0.089	6.50E-20
7	IVW random effects - steiger	795	0.074	0.017	0.041	0.107	1.48E-05
8	IVW random effects - tophits	795	0.074	0.017	0.041	0.107	1.48E-05
9	Penalised median - steiger	795	0.055	0.021	0.014	0.097	0.009
10	Penalised median - tophits	795	0.055	0.022	0.013	0.098	0.011
11	Rucker mean (JK) - steiger	795	0.010	0.052	0.112	-0.093	0.851
12	Rucker mean (JK) - tophits	795	0.008	0.053	0.111	-0.096	0.885
13	Rucker median (JK) - steiger	795	4.51E-04	0.059	-0.089	0.098	0.994
14	Rucker median (JK) - tophits	795	-0.002	0.057	-0.088	0.097	0.966
15	Rucker point estimate - steiger	795	-0.001	0.046	-0.090	0.089	0.991
16	Rucker point estimate - tophits	795	-0.001	0.046	-0.090	0.089	0.991
17	Simple median - steiger	795	0.077	0.019	0.039	0.115	6.41E-05
18	Simple median - tophits	795	0.077	0.018	0.041	0.113	2.80E-05
19	Simple mode - steiger	795	0.076	0.082	-0.084	0.236	0.353
20	Simple mode - tophits	795	0.076	0.083	-0.088	0.239	0.364
21	Simple mode (NOME) - steiger	795	0.076	0.085	-0.091	0.242	0.373
22	Simple mode (NOME) - tophits	795	0.076	0.079	-0.078	0.230	0.336
23	Weighted median - steiger	795	0.055	0.021	0.014	0.097	0.009
24	Weighted median - tophits	795	0.055	0.021	0.013	0.097	0.010
25	Weighted mode - steiger	795	0.030	0.045	-0.059	0.120	0.503
26	Weighted mode - tophits	795	0.030	0.042	-0.052	0.112	0.467
27	Weighted mode (NOME) - steiger	795	0.046	0.044	-0.040	0.132	0.299
28	Weighted mode (NOME) - tophits	795	0.046	0.044	-0.041	0.132	0.301

S3.5: ACQ→AD

	Method - Filtering	SNPs	Estimate	SE	CI_low	CI_upp	P
1	Egger fixed effects - steiger	31	0.196	0.025	0.146	0.245	1.50E-08
2	Egger fixed effects - tophits	31	0.196	0.025	0.146	0.245	1.50E-08
3	Egger random effects - steiger	31	0.196	0.031	0.134	0.257	7.97E-07
4	Egger random effects - tophits	31	0.196	0.031	0.134	0.257	7.97E-07
5	IVW fixed effects - steiger	31	0.117	0.012	0.094	0.139	3.81E-11
6	IVW fixed effects - tophits	31	0.117	0.012	0.094	0.139	3.81E-11
7	IVW random effects - steiger	31	0.117	0.018	0.081	0.152	3.79E-07
8	IVW random effects - tophits	31	0.117	0.018	0.081	0.152	3.79E-07
9	Penalised median - steiger	31	0.085	0.024	0.038	0.133	4.53E-04
10	Penalised median - tophits	31	0.085	0.024	0.037	0.133	4.83E-04
11	Rucker mean (JK) - steiger	31	0.148	0.058	0.262	0.035	0.016
12	Rucker mean (JK) - tophits	31	0.149	0.058	0.263	0.034	0.016
13	Rucker median (JK) - steiger	31	0.136	0.083	0.060	0.230	0.113
14	Rucker median (JK) - tophits	31	0.139	0.085	0.062	0.231	0.112
15	Rucker point estimate - steiger	31	0.196	0.025	0.146	0.245	1.50E-08
16	Rucker point estimate - tophits	31	0.196	0.025	0.146	0.245	1.50E-08
17	Simple median - steiger	31	0.092	0.025	0.042	0.142	2.97E-04
18	Simple median - tophits	31	0.092	0.026	0.041	0.142	3.48E-04
19	Simple mode - steiger	31	0.110	0.053	0.006	0.214	0.048
20	Simple mode - tophits	31	0.110	0.050	0.011	0.208	0.037
21	Simple mode (NOME) - steiger	31	0.110	0.053	0.005	0.214	0.049
22	Simple mode (NOME) - tophits	31	0.110	0.055	0.003	0.217	0.054
23	Weighted median - steiger	31	0.129	0.026	0.077	0.181	1.05E-06
24	Weighted median - tophits	31	0.129	0.026	0.078	0.180	8.40E-07
25	Weighted mode - steiger	31	0.052	0.058	-0.061	0.165	0.373
26	Weighted mode - tophits	31	0.052	0.056	-0.059	0.163	0.364
27	Weighted mode (NOME) - steiger	31	0.206	0.044	0.121	0.291	4.98E-05
28	Weighted mode (NOME) - tophits	31	0.206	0.044	0.120	0.292	5.73E-05

S3.6: ACQ→MD

	Method - Filtering	SNPs	Estimate	SE	CI_low	CI_upp	P
1	Egger fixed effects - steiger	30	-1.68E-04	0.003	-0.005	0.005	0.948
2	Egger fixed effects - tophits	30	-1.68E-04	0.003	-0.005	0.005	0.948
3	Egger random effects - steiger	30	-1.68E-04	0.009	-0.018	0.018	0.985
4	Egger random effects - tophits	30	-1.68E-04	0.009	-0.018	0.018	0.985
5	IVW fixed effects - steiger	30	0.007	0.001	0.004	0.010	8.06E-05
6	IVW fixed effects - tophits	30	0.007	0.001	0.004	0.010	8.06E-05
7	IVW random effects - steiger	30	0.007	0.005	-0.003	0.017	0.204
8	IVW random effects - tophits	30	0.007	0.005	-0.003	0.017	0.204
9	Penalised median - steiger	30	0.002	0.004	-0.007	0.010	0.721
10	Penalised median - tophits	30	0.002	0.004	-0.007	0.010	0.709
11	Rucker mean (JK) - steiger	30	0.002	0.010	0.023	-0.018	0.816
12	Rucker mean (JK) - tophits	30	0.003	0.010	0.022	-0.017	0.799
13	Rucker median (JK) - steiger	30	0.002	0.006	-0.020	0.021	0.688
14	Rucker median (JK) - tophits	30	0.002	0.006	-0.019	0.022	0.704
15	Rucker point estimate - steiger	30	0.007	0.005	-0.003	0.017	0.204
16	Rucker point estimate - tophits	30	0.007	0.005	-0.003	0.017	0.204
17	Simple median - steiger	30	0.011	0.006	-2.72E-04	0.022	0.056
18	Simple median - tophits	30	0.011	0.005	2.45E-05	0.021	0.049
19	Simple mode - steiger	30	0.012	0.011	-0.009	0.034	0.275
20	Simple mode - tophits	30	0.012	0.010	-0.008	0.033	0.257
21	Simple mode (NOME) - steiger	30	0.012	0.012	-0.011	0.035	0.308
22	Simple mode (NOME) - tophits	30	0.012	0.012	-0.010	0.035	0.301
23	Weighted median - steiger	30	0.002	0.004	-0.006	0.010	0.653
24	Weighted median - tophits	30	0.002	0.004	-0.007	0.011	0.662
25	Weighted mode - steiger	30	0.001	0.004	-0.007	0.010	0.753
26	Weighted mode - tophits	30	0.001	0.004	-0.006	0.009	0.718
27	Weighted mode (NOME) - steiger	30	0.002	0.004	-0.006	0.010	0.652
28	Weighted mode (NOME) - tophits	30	0.002	0.004	-0.006	0.010	0.649

S3.7: ACQe-5→AD

	Method - Filtering	SNPs	Estimate	SE	CI_low	CI_upp	P
1	Egger fixed effects - steiger	385	0.115	0.017	0.081	0.149	8.77E-11
2	Egger fixed effects - tophits	385	0.115	0.017	0.081	0.149	8.77E-11
3	Egger random effects - steiger	385	0.115	0.019	0.078	0.153	4.51E-09
4	Egger random effects - tophits	385	0.115	0.019	0.078	0.153	4.51E-09
5	IVW fixed effects - steiger	385	0.060	0.006	0.048	0.072	7.34E-20
6	IVW fixed effects - tophits	385	0.060	0.006	0.048	0.072	7.34E-20
7	IVW random effects - steiger	385	0.060	0.007	0.046	0.074	4.63E-16
8	IVW random effects - tophits	385	0.060	0.007	0.046	0.074	4.63E-16
9	Penalised median - steiger	385	0.045	0.011	0.024	0.066	1.92E-05
10	Penalised median - tophits	385	0.045	0.011	0.024	0.066	3.78E-05
11	Rucker mean (JK) - steiger	385	0.091	0.044	0.177	0.004	0.040
12	Rucker mean (JK) - tophits	385	0.090	0.043	0.174	0.006	0.035
13	Rucker median (JK) - steiger	385	0.066	0.030	0.042	0.174	0.029
14	Rucker median (JK) - tophits	385	0.067	0.034	0.040	0.168	0.048
15	Rucker point estimate - steiger	385	0.115	0.017	0.081	0.149	8.77E-11
16	Rucker point estimate - tophits	385	0.115	0.017	0.081	0.149	8.77E-11
17	Simple median - steiger	385	0.050	0.010	0.031	0.070	5.35E-07
18	Simple median - tophits	385	0.050	0.010	0.031	0.070	3.37E-07
19	Simple mode - steiger	385	0.035	0.040	-0.043	0.113	0.378
20	Simple mode - tophits	385	0.035	0.038	-0.039	0.109	0.355
21	Simple mode (NOME) - steiger	385	0.035	0.039	-0.041	0.111	0.366
22	Simple mode (NOME) - tophits	385	0.035	0.039	-0.042	0.112	0.372
23	Weighted median - steiger	385	0.056	0.010	0.036	0.076	3.49E-08
24	Weighted median - tophits	385	0.056	0.011	0.035	0.077	1.85E-07
25	Weighted mode - steiger	385	0.035	0.040	-0.044	0.114	0.384
26	Weighted mode - tophits	385	0.035	0.040	-0.044	0.114	0.387
27	Weighted mode (NOME) - steiger	385	0.035	0.047	-0.057	0.127	0.454
28	Weighted mode (NOME) - tophits	385	0.035	0.046	-0.054	0.124	0.442

S3.8: ACQe-5→MD

	Method - Filtering	SNPs	Estimate	SE	CI_low	CI_upp	P
1	Egger fixed effects - steiger	405	-0.005	0.002	-0.009	-3.26E-04	0.035
2	Egger fixed effects - tophits	405	-0.005	0.002	-0.009	-3.26E-04	0.035
3	Egger random effects - steiger	405	-0.005	0.005	-0.014	0.005	0.367
4	Egger random effects - tophits	405	-0.005	0.005	-0.014	0.005	0.367
5	IVW fixed effects - steiger	405	0.008	0.001	0.006	0.009	2.43E-17
6	IVW fixed effects - tophits	405	0.008	0.001	0.006	0.009	2.43E-17
7	IVW random effects - steiger	405	0.008	0.002	0.004	0.011	2.16E-04
8	IVW random effects - tophits	405	0.008	0.002	0.004	0.011	2.16E-04
9	Penalised median - steiger	405	0.001	0.003	-0.005	0.007	0.759
10	Penalised median - tophits	405	0.001	0.003	-0.005	0.007	0.760
11	Rucker mean (JK) - steiger	405	-0.005	0.005	0.005	-0.015	0.339
12	Rucker mean (JK) - tophits	405	-0.005	0.005	0.005	-0.015	0.305
13	Rucker median (JK) - steiger	405	-0.004	0.004	-0.016	0.007	0.270
14	Rucker median (JK) - tophits	405	-0.005	0.004	-0.017	0.006	0.253
15	Rucker point estimate - steiger	405	-0.005	0.005	-0.014	0.005	0.367
16	Rucker point estimate - tophits	405	-0.005	0.005	-0.014	0.005	0.367
17	Simple median - steiger	405	0.005	0.002	0.001	0.010	0.015
18	Simple median - tophits	405	0.005	0.002	0.001	0.010	0.014
19	Simple mode - steiger	405	-0.005	0.009	-0.022	0.012	0.577
20	Simple mode - tophits	405	-0.005	0.008	-0.020	0.011	0.533
21	Simple mode (NOME) - steiger	405	-0.005	0.008	-0.021	0.011	0.558
22	Simple mode (NOME) - tophits	405	-0.005	0.009	-0.022	0.012	0.573
23	Weighted median - steiger	405	0.001	0.003	-0.004	0.007	0.611
24	Weighted median - tophits	405	0.001	0.003	-0.004	0.007	0.625
25	Weighted mode - steiger	405	3.99E-04	0.004	-0.008	0.009	0.924
26	Weighted mode - tophits	405	3.99E-04	0.004	-0.007	0.008	0.918
27	Weighted mode (NOME) - steiger	405	3.99E-04	0.004	-0.008	0.008	0.922
28	Weighted mode (NOME) - tophits	405	3.99E-04	0.004	-0.008	0.008	0.922

S3.9: ADe-5→ACF

	Method - Filtering	SNPs	Estimate	SE	CI_low	CI_upp	P
1	Egger fixed effects - steiger	96	-0.055	0.002	-0.059	-0.051	9.11E-48
2	Egger fixed effects - tophits	96	-0.055	0.002	-0.059	-0.051	9.11E-48
3	Egger random effects - steiger	96	-0.055	0.016	-0.087	-0.023	0.001
4	Egger random effects - tophits	96	-0.055	0.016	-0.087	-0.023	0.001
5	IVW fixed effects - steiger	96	-0.020	0.001	-0.021	-0.018	6.55E-39
6	IVW fixed effects - tophits	96	-0.020	0.001	-0.021	-0.018	6.55E-39
7	IVW random effects - steiger	96	-0.020	0.008	-0.035	-0.004	0.016
8	IVW random effects - tophits	96	-0.020	0.008	-0.035	-0.004	0.016
9	Penalised median - steiger	96	-0.005	0.004	-0.013	0.003	0.251
10	Penalised median - tophits	96	-0.005	0.004	-0.013	0.004	0.259
11	Rucker mean (JK) - steiger	96	-0.049	0.040	0.030	-0.129	0.226
12	Rucker mean (JK) - tophits	96	-0.050	0.042	0.031	-0.132	0.231
13	Rucker median (JK) - steiger	96	-0.051	0.055	-0.143	-4.77E-04	0.357
14	Rucker median (JK) - tophits	96	-0.050	0.057	-0.141	-4.16E-04	0.382
15	Rucker point estimate - steiger	96	-0.055	0.016	-0.087	-0.023	0.001
16	Rucker point estimate - tophits	96	-0.055	0.016	-0.087	-0.023	0.001
17	Simple median - steiger	96	-0.007	0.004	-0.015	0.001	0.089
18	Simple median - tophits	96	-0.007	0.004	-0.015	0.001	0.095
19	Simple mode - steiger	96	-0.011	0.010	-0.032	0.010	0.295
20	Simple mode - tophits	96	-0.011	0.011	-0.032	0.010	0.300
21	Simple mode (NOME) - steiger	96	-0.011	0.011	-0.032	0.010	0.304
22	Simple mode (NOME) - tophits	96	-0.011	0.010	-0.031	0.009	0.284
23	Weighted median - steiger	96	-0.005	0.004	-0.013	0.003	0.238
24	Weighted median - tophits	96	-0.005	0.004	-0.013	0.003	0.238
25	Weighted mode - steiger	96	-0.005	0.009	-0.023	0.013	0.599
26	Weighted mode - tophits	96	-0.005	0.009	-0.022	0.012	0.582
27	Weighted mode (NOME) - steiger	96	-0.006	0.010	-0.025	0.013	0.539
28	Weighted mode (NOME) - tophits	96	-0.006	0.009	-0.024	0.012	0.526

S3.10: ADe-5→ACQ

	Method - Filtering	SNPs	Estimate	SE	CI_low	CI_upp	P
1	Egger fixed effects - steiger	95	0.496	0.027	0.442	0.549	3.22E-32
2	Egger fixed effects - tophits	95	0.496	0.027	0.442	0.549	3.22E-32
3	Egger random effects - steiger	95	0.496	0.187	0.128	0.863	0.010
4	Egger random effects - tophits	95	0.496	0.187	0.128	0.863	0.010
5	IVW fixed effects - steiger	95	0.262	0.013	0.237	0.288	3.26E-36
6	IVW fixed effects - tophits	95	0.262	0.013	0.237	0.288	3.26E-36
7	IVW random effects - steiger	95	0.262	0.089	0.088	0.437	0.004
8	IVW random effects - tophits	95	0.262	0.089	0.088	0.437	0.004
9	Penalised median - steiger	95	0.111	0.051	0.010	0.212	0.031
10	Penalised median - tophits	95	0.111	0.051	0.011	0.211	0.030
11	Rucker mean (JK) - steiger	95	0.501	0.427	1.339	-0.337	0.244
12	Rucker mean (JK) - tophits	95	0.496	0.418	1.315	-0.322	0.238
13	Rucker median (JK) - steiger	95	0.469	0.500	-0.087	1.498	0.351
14	Rucker median (JK) - tophits	95	0.471	0.498	-0.090	1.418	0.347
15	Rucker point estimate - steiger	95	0.496	0.187	0.128	0.863	0.010
16	Rucker point estimate - tophits	95	0.496	0.187	0.128	0.863	0.010
17	Simple median - steiger	95	0.130	0.053	0.027	0.233	0.013
18	Simple median - tophits	95	0.130	0.051	0.031	0.230	0.010
19	Simple mode - steiger	95	0.136	0.124	-0.107	0.379	0.276
20	Simple mode - tophits	95	0.136	0.126	-0.111	0.383	0.285
21	Simple mode (NOME) - steiger	95	0.136	0.132	-0.123	0.395	0.307
22	Simple mode (NOME) - tophits	95	0.136	0.132	-0.123	0.395	0.307
23	Weighted median - steiger	95	0.111	0.051	0.011	0.211	0.030
24	Weighted median - tophits	95	0.111	0.052	0.009	0.213	0.033
25	Weighted mode - steiger	95	0.124	0.109	-0.089	0.337	0.256
26	Weighted mode - tophits	95	0.124	0.113	-0.097	0.345	0.274
27	Weighted mode (NOME) - steiger	95	0.136	0.114	-0.088	0.359	0.237
28	Weighted mode (NOME) - tophits	95	0.136	0.122	-0.102	0.374	0.267

S3.11: ADe-5→MD

	Method - Filtering	SNPs	Estimate	SE	CI_low	CI_upp	P
1	Egger fixed effects - steiger	99	-0.008	0.008	-0.024	0.008	0.330
2	Egger fixed effects - tophits	99	-0.008	0.008	-0.024	0.008	0.330
3	Egger random effects - steiger	99	-0.008	0.011	-0.030	0.014	0.489
4	Egger random effects - tophits	99	-0.008	0.011	-0.030	0.014	0.489
5	IVW fixed effects - steiger	99	0.006	0.004	-0.001	0.013	0.100
6	IVW fixed effects - tophits	99	0.006	0.004	-0.001	0.013	0.100
7	IVW random effects - steiger	99	0.006	0.005	-0.004	0.016	0.246
8	IVW random effects - tophits	99	0.006	0.005	-0.004	0.016	0.246
9	Penalised median - steiger	99	0.003	0.007	-0.010	0.017	0.648
10	Penalised median - tophits	99	0.003	0.007	-0.010	0.016	0.636
11	Rucker mean (JK) - steiger	99	-0.003	0.013	0.022	-0.027	0.828
12	Rucker mean (JK) - tophits	99	-0.003	0.012	0.021	-0.027	0.807
13	Rucker median (JK) - steiger	99	0.002	0.012	-0.029	0.015	0.885
14	Rucker median (JK) - tophits	99	0.001	0.012	-0.029	0.014	0.909
15	Rucker point estimate - steiger	99	0.006	0.005	-0.004	0.016	0.246
16	Rucker point estimate - tophits	99	0.006	0.005	-0.004	0.016	0.246
17	Simple median - steiger	99	0.004	0.007	-0.010	0.017	0.601
18	Simple median - tophits	99	0.004	0.007	-0.010	0.017	0.598
19	Simple mode - steiger	99	-0.002	0.016	-0.035	0.030	0.892
20	Simple mode - tophits	99	-0.002	0.016	-0.034	0.029	0.890
21	Simple mode (NOME) - steiger	99	-0.002	0.018	-0.037	0.033	0.900
22	Simple mode (NOME) - tophits	99	-0.002	0.017	-0.036	0.031	0.897
23	Weighted median - steiger	99	0.003	0.007	-0.010	0.016	0.633
24	Weighted median - tophits	99	0.003	0.007	-0.010	0.016	0.633
25	Weighted mode - steiger	99	-0.003	0.014	-0.031	0.024	0.808
26	Weighted mode - tophits	99	-0.003	0.014	-0.030	0.023	0.801
27	Weighted mode (NOME) - steiger	99	-0.003	0.015	-0.033	0.026	0.820
28	Weighted mode (NOME) - tophits	99	-0.003	0.015	-0.032	0.026	0.816

S3.12: MDe-5→ACF

	Method - Filtering	SNPs	Estimate	SE	CI_low	CI_upp	P
1	Egger fixed effects - steiger	252	-0.009	0.010	-0.028	0.010	0.347
2	Egger fixed effects - tophits	252	-0.009	0.010	-0.028	0.010	0.347
3	Egger random effects - steiger	252	-0.009	0.031	-0.071	0.053	0.772
4	Egger random effects - tophits	252	-0.009	0.031	-0.071	0.053	0.772
5	IVW fixed effects - steiger	252	0.024	0.004	0.016	0.032	1.27E-08
6	IVW fixed effects - tophits	252	0.024	0.004	0.016	0.032	1.27E-08
7	IVW random effects - steiger	252	0.024	0.013	-0.002	0.050	0.072
8	IVW random effects - tophits	252	0.024	0.013	-0.002	0.050	0.072
9	Penalised median - steiger	252	0.004	0.017	-0.030	0.037	0.834
10	Penalised median - tophits	252	0.004	0.018	-0.031	0.038	0.837
11	Rucker mean (JK) - steiger	252	0.001	0.026	0.051	-0.050	0.984
12	Rucker mean (JK) - tophits	252	-0.001	0.026	0.051	-0.053	0.971
13	Rucker median (JK) - steiger	252	0.001	0.029	-0.047	0.046	0.966
14	Rucker median (JK) - tophits	252	-0.002	0.030	-0.051	0.043	0.946
15	Rucker point estimate - steiger	252	-0.009	0.031	-0.071	0.053	0.772
16	Rucker point estimate - tophits	252	-0.009	0.031	-0.071	0.053	0.772
17	Simple median - steiger	252	0.037	0.013	0.012	0.062	0.004
18	Simple median - tophits	252	0.037	0.013	0.011	0.062	0.004
19	Simple mode - steiger	252	0.040	0.044	-0.046	0.127	0.358
20	Simple mode - tophits	252	0.040	0.044	-0.045	0.126	0.355
21	Simple mode (NOME) - steiger	252	0.040	0.046	-0.049	0.130	0.378
22	Simple mode (NOME) - tophits	252	0.040	0.047	-0.053	0.134	0.395
23	Weighted median - steiger	252	0.004	0.017	-0.029	0.037	0.804
24	Weighted median - tophits	252	0.004	0.016	-0.028	0.036	0.801
25	Weighted mode - steiger	252	0.001	0.019	-0.037	0.038	0.963
26	Weighted mode - tophits	252	0.001	0.018	-0.034	0.036	0.960
27	Weighted mode (NOME) - steiger	252	0.001	0.019	-0.037	0.038	0.963
28	Weighted mode (NOME) - tophits	252	0.001	0.020	-0.038	0.040	0.964

S3.13: MDe-5→ACQ

	Method - Filtering	SNPs	Estimate	SE	CI_low	CI_upp	P
1	Egger fixed effects - steiger	251	-0.494	0.177	-0.842	-0.147	0.006
2	Egger fixed effects - tophits	251	-0.494	0.177	-0.842	-0.147	0.006
3	Egger random effects - steiger	251	-0.494	0.438	-1.354	0.365	0.261
4	Egger random effects - tophits	251	-0.494	0.438	-1.354	0.365	0.261
5	IVW fixed effects - steiger	251	0.306	0.062	0.185	0.428	1.46E-06
6	IVW fixed effects - tophits	251	0.306	0.062	0.185	0.428	1.46E-06
7	IVW random effects - steiger	251	0.306	0.155	0.002	0.611	0.050
8	IVW random effects - tophits	251	0.306	0.155	0.002	0.611	0.050
9	Penalised median - steiger	251	0.137	0.176	-0.207	0.481	0.436
10	Penalised median - tophits	251	0.137	0.163	-0.183	0.457	0.402
11	Rucker mean (JK) - steiger	251	-0.534	0.503	0.451	-1.519	0.289
12	Rucker mean (JK) - tophits	251	-0.466	0.496	0.505	-1.437	0.348
13	Rucker median (JK) - steiger	251	-0.535	0.427	-1.556	0.389	0.212
14	Rucker median (JK) - tophits	251	-0.458	0.471	-1.473	0.411	0.333
15	Rucker point estimate - steiger	251	-0.494	0.438	-1.354	0.365	0.261
16	Rucker point estimate - tophits	251	-0.494	0.438	-1.354	0.365	0.261
17	Simple median - steiger	251	0.249	0.161	-0.066	0.564	0.122
18	Simple median - tophits	251	0.249	0.160	-0.066	0.563	0.121
19	Simple mode - steiger	251	-0.474	0.543	-1.539	0.590	0.383
20	Simple mode - tophits	251	-0.474	0.570	-1.592	0.643	0.406
21	Simple mode (NOME) - steiger	251	-0.474	0.596	-1.642	0.693	0.426
22	Simple mode (NOME) - tophits	251	-0.474	0.546	-1.544	0.595	0.385
23	Weighted median - steiger	251	0.183	0.171	-0.152	0.518	0.284
24	Weighted median - tophits	251	0.183	0.166	-0.143	0.509	0.271
25	Weighted mode - steiger	251	0.259	0.431	-0.587	1.104	0.549
26	Weighted mode - tophits	251	0.259	0.455	-0.634	1.151	0.570
27	Weighted mode (NOME) - steiger	251	0.336	0.460	-0.565	1.237	0.465
28	Weighted mode (NOME) - tophits	251	0.336	0.458	-0.562	1.234	0.464

S3.14: MDe-5→AD

	Method - Filtering	SNPs	Estimate	SE	CI_low	CI_upp	P
1	Egger fixed effects - steiger	259	0.070	0.191	-0.305	0.445	0.715
2	Egger fixed effects - tophits	259	0.070	0.191	-0.305	0.445	0.715
3	Egger random effects - steiger	259	0.070	0.210	-0.342	0.482	0.739
4	Egger random effects - tophits	259	0.070	0.210	-0.342	0.482	0.739
5	IVW fixed effects - steiger	259	0.280	0.056	0.169	0.390	1.29E-06
6	IVW fixed effects - tophits	259	0.280	0.056	0.169	0.390	1.29E-06
7	IVW random effects - steiger	259	0.280	0.062	0.158	0.401	9.64E-06
8	IVW random effects - tophits	259	0.280	0.062	0.158	0.401	9.64E-06
9	Penalised median - steiger	259	0.220	0.093	0.038	0.402	0.018
10	Penalised median - tophits	259	0.220	0.093	0.037	0.403	0.018
11	Rucker mean (JK) - steiger	259	0.266	0.100	0.462	0.070	0.008
12	Rucker mean (JK) - tophits	259	0.267	0.104	0.471	0.063	0.011
13	Rucker median (JK) - steiger	259	0.274	0.065	-0.077	0.408	3.27E-05
14	Rucker median (JK) - tophits	259	0.280	0.068	-0.090	0.408	4.95E-05
15	Rucker point estimate - steiger	259	0.280	0.056	0.169	0.390	1.29E-06
16	Rucker point estimate - tophits	259	0.280	0.056	0.169	0.390	1.29E-06
17	Simple median - steiger	259	0.301	0.091	0.123	0.479	9.36E-04
18	Simple median - tophits	259	0.301	0.088	0.127	0.474	6.79E-04
19	Simple mode - steiger	259	0.272	0.282	-0.281	0.824	0.336
20	Simple mode - tophits	259	0.272	0.303	-0.323	0.866	0.371
21	Simple mode (NOME) - steiger	259	0.272	0.286	-0.289	0.832	0.343
22	Simple mode (NOME) - tophits	259	0.272	0.316	-0.347	0.890	0.390
23	Weighted median - steiger	259	0.220	0.093	0.037	0.403	0.018
24	Weighted median - tophits	259	0.220	0.091	0.042	0.398	0.016
25	Weighted mode - steiger	259	0.122	0.202	-0.273	0.518	0.545
26	Weighted mode - tophits	259	0.122	0.219	-0.307	0.551	0.577
27	Weighted mode (NOME) - steiger	259	0.122	0.229	-0.326	0.570	0.593
28	Weighted mode (NOME) - tophits	259	0.122	0.241	-0.351	0.595	0.613

S3.15: MD→ACF

	Method - Filtering	SNPs	Estimate	SE	CI_low	CI_upp	P
1	Egger fixed effects - steiger	36	0.032	0.035	-0.037	0.100	0.373
2	Egger fixed effects - tophits	36	0.032	0.035	-0.037	0.100	0.373
3	Egger random effects - steiger	36	0.032	0.190	-0.340	0.403	0.868
4	Egger random effects - tophits	36	0.032	0.190	-0.340	0.403	0.868
5	IVW fixed effects - steiger	36	0.053	0.008	0.038	0.068	4.06E-08
6	IVW fixed effects - tophits	36	0.053	0.008	0.038	0.068	4.06E-08
7	IVW random effects - steiger	36	0.053	0.040	-0.025	0.131	0.193
8	IVW random effects - tophits	36	0.053	0.040	-0.025	0.131	0.193
9	Penalised median - steiger	36	0.028	0.031	-0.034	0.089	0.374
10	Penalised median - tophits	36	0.028	0.032	-0.035	0.091	0.387
11	Rucker mean (JK) - steiger	36	0.078	0.187	0.444	-0.289	0.681
12	Rucker mean (JK) - tophits	36	0.071	0.180	0.424	-0.282	0.696
13	Rucker median (JK) - steiger	36	0.050	0.064	-0.193	0.616	0.444
14	Rucker median (JK) - tophits	36	0.048	0.065	-0.196	0.559	0.464
15	Rucker point estimate - steiger	36	0.053	0.040	-0.025	0.131	0.193
16	Rucker point estimate - tophits	36	0.053	0.040	-0.025	0.131	0.193
17	Simple median - steiger	36	0.045	0.031	-0.015	0.106	0.144
18	Simple median - tophits	36	0.045	0.032	-0.017	0.108	0.154
19	Simple mode - steiger	36	0.081	0.070	-0.056	0.218	0.256
20	Simple mode - tophits	36	0.081	0.066	-0.048	0.210	0.226
21	Simple mode (NOME) - steiger	36	0.081	0.073	-0.062	0.224	0.275
22	Simple mode (NOME) - tophits	36	0.081	0.068	-0.052	0.214	0.241
23	Weighted median - steiger	36	0.033	0.032	-0.029	0.096	0.293
24	Weighted median - tophits	36	0.033	0.031	-0.027	0.094	0.278
25	Weighted mode - steiger	36	0.043	0.059	-0.073	0.159	0.469
26	Weighted mode - tophits	36	0.043	0.056	-0.067	0.153	0.446
27	Weighted mode (NOME) - steiger	36	0.053	0.073	-0.090	0.196	0.474
28	Weighted mode (NOME) - tophits	36	0.053	0.067	-0.079	0.184	0.437

S3.16: MD→ACQ

	Method - Filtering	SNPs	Estimate	SE	CI_low	CI_upp	P
1	Egger fixed effects - steiger	36	-4.773	0.534	-5.820	-3.726	1.93E-10
2	Egger fixed effects - tophits	36	-4.773	0.534	-5.820	-3.726	1.93E-10
3	Egger random effects - steiger	36	-4.773	1.982	-8.658	-0.888	0.022
4	Egger random effects - tophits	36	-4.773	1.982	-8.658	-0.888	0.022
5	IVW fixed effects - steiger	36	-0.565	0.109	-0.778	-0.352	8.82E-06
6	IVW fixed effects - tophits	36	-0.565	0.109	-0.778	-0.352	8.82E-06
7	IVW random effects - steiger	36	-0.565	0.446	-1.439	0.309	0.214
8	IVW random effects - tophits	36	-0.565	0.446	-1.439	0.309	0.214
9	Penalised median - steiger	36	-1.118	0.370	-1.843	-0.393	0.002
10	Penalised median - tophits	36	-1.118	0.383	-1.868	-0.368	0.003
11	Rucker mean (JK) - steiger	36	-5.141	2.626	0.005	-10.287	0.058
12	Rucker mean (JK) - tophits	36	-5.339	2.660	-0.126	-10.552	0.052
13	Rucker median (JK) - steiger	36	-4.739	2.236	-10.764	-0.537	0.041
14	Rucker median (JK) - tophits	36	-4.887	2.276	-11.274	-0.692	0.039
15	Rucker point estimate - steiger	36	-4.773	1.982	-8.658	-0.888	0.022
16	Rucker point estimate - tophits	36	-4.773	1.982	-8.658	-0.888	0.022
17	Simple median - steiger	36	-0.971	0.376	-1.707	-0.235	0.010
18	Simple median - tophits	36	-0.971	0.370	-1.696	-0.246	0.009
19	Simple mode - steiger	36	-1.507	0.677	-2.833	-0.181	0.032
20	Simple mode - tophits	36	-1.507	0.682	-2.843	-0.171	0.034
21	Simple mode (NOME) - steiger	36	-1.507	0.683	-2.846	-0.168	0.034
22	Simple mode (NOME) - tophits	36	-1.507	0.696	-2.871	-0.143	0.037
23	Weighted median - steiger	36	-0.986	0.372	-1.715	-0.256	0.008
24	Weighted median - tophits	36	-0.986	0.367	-1.705	-0.266	0.007
25	Weighted mode - steiger	36	-1.287	0.583	-2.430	-0.144	0.034
26	Weighted mode - tophits	36	-1.287	0.586	-2.435	-0.139	0.035
27	Weighted mode (NOME) - steiger	36	-1.350	0.674	-2.672	-0.028	0.053
28	Weighted mode (NOME) - tophits	36	-1.350	0.622	-2.569	-0.131	0.037

S3.17: MD→AD

	Method - Filtering	SNPs	Estimate	SE	CI_low	CI_upp	P
1	Egger fixed effects - steiger	40	-0.357	0.846	-2.016	1.301	0.675
2	Egger fixed effects - tophits	40	-0.357	0.846	-2.016	1.301	0.675
3	Egger random effects - steiger	40	-0.357	0.699	-1.727	1.012	0.612
4	Egger random effects - tophits	40	-0.357	0.699	-1.727	1.012	0.612
5	IVW fixed effects - steiger	40	0.274	0.138	0.004	0.544	0.054
6	IVW fixed effects - tophits	40	0.274	0.138	0.004	0.544	0.054
7	IVW random effects - steiger	40	0.274	0.113	0.052	0.496	0.021
8	IVW random effects - tophits	40	0.274	0.113	0.052	0.496	0.021
9	Penalised median - steiger	40	0.264	0.178	-0.085	0.613	0.138
10	Penalised median - tophits	40	0.264	0.179	-0.087	0.615	0.140
11	Rucker mean (JK) - steiger	40	0.279	0.106	0.487	0.070	0.012
12	Rucker mean (JK) - tophits	40	0.270	0.108	0.481	0.059	0.016
13	Rucker median (JK) - steiger	40	0.281	0.108	0.060	0.480	0.013
14	Rucker median (JK) - tophits	40	0.277	0.104	0.038	0.470	0.011
15	Rucker point estimate - steiger	40	0.274	0.138	0.004	0.544	0.054
16	Rucker point estimate - tophits	40	0.274	0.138	0.004	0.544	0.054
17	Simple median - steiger	40	0.309	0.175	-0.034	0.653	0.078
18	Simple median - tophits	40	0.309	0.168	-0.021	0.639	0.066
19	Simple mode - steiger	40	0.526	0.392	-0.241	1.294	0.187
20	Simple mode - tophits	40	0.526	0.399	-0.257	1.309	0.195
21	Simple mode (NOME) - steiger	40	0.526	0.372	-0.202	1.255	0.165
22	Simple mode (NOME) - tophits	40	0.526	0.367	-0.193	1.246	0.160
23	Weighted median - steiger	40	0.263	0.173	-0.076	0.602	0.129
24	Weighted median - tophits	40	0.263	0.175	-0.080	0.605	0.132
25	Weighted mode - steiger	40	0.289	0.347	-0.392	0.969	0.411
26	Weighted mode - tophits	40	0.289	0.360	-0.418	0.995	0.428
27	Weighted mode (NOME) - steiger	40	0.310	0.333	-0.342	0.962	0.357
28	Weighted mode (NOME) - tophits	40	0.310	0.349	-0.375	0.995	0.380

Supplemental Table S4: MR-Egger intercept analysis conducted on the 14 findings surviving Bonferroni multiple testing correction.

Test	MR-Egger Estimate			MR-Egger Intercept			MR-Egger Intercept (P > 0.1)
	Beta	SE	P	Intercept	SE	P	
ACF→AD	-0.75	0.18	3.21E-05	0.043	0.009	3.36E-06	violated
ACFe-5→AD	-0.001	0.09	0.991	0.011	0.003	0.001	violated
ACFe-5→MD	0.12	0.02	4.51E-09	0.002	0.001	0.081	violated
ACQ→AD	-0.005	0.01	0.367	-0.033	0.011	0.006	violated
ACQ→MD	0.2	0.04	7.97E-07	0.003	0.003	0.354	pass
ACQe-5→AD	<0.001	<0.01	0.985	-0.014	0.004	0.002	violated
ACQe-5→MD	-1.97	0.37	1.42E-07	0.003	0.001	0.009	violated
ADe-5→ACF	-0.05	0.02	0.001	0.007	0.003	0.017	violated
ADe-5→ACQ	0.5	0.19	0.010	-0.046	0.032	0.161	pass
MD→ACF	-0.01	0.03	0.772	0.001	0.006	0.908	pass
MD→ACQ	-0.49	0.44	0.261	0.142	0.065	0.037	violated
MDe-5→ACF	0.07	0.21	0.739	0.001	0.001	0.247	pass
MDe-5→ACQ	0.03	0.18	0.868	0.027	0.014	0.052	violated
MDe-5→AD	-4.77	2.08	0.022	0.007	0.006	0.297	pass

Note: Abbreviations: ACF, alcohol consumption frequency; ACQ, alcohol consumption quantity; AD, alcohol dependence; MD, major depression. An intercept significantly different from zero suggests directional pleiotropy.

Supplemental Table S5: Heterogeneity tests conducted with respect to 14 MR tests surviving Bonferroni multiple testing correction.

Test	Maximum likelihood			MR Egger			IVW			Heterogeneity (P>0.05)
	Q	df	P	Q	df	P	Q	df	P	
ACF→AD	152.4	91	5.87E-05	120.0	90	0.019	151.0	91	7.88E-05	violated
ACFe-5→AD	875.7	772	0.005	864.3	771	0.011	875.0	772	0.006	violated
ACFe-5→MD	1707.1	794	8.72E-69	1702.7	793	1.94E-68	1707.1	794	8.73E-69	violated
ACQ→AD	45.8	30	0.033	36.0	29	0.175	45.2	30	0.037	violated
ACQ→MD	102.1	29	4.48E-10	99.2	28	6.91E-10	98.8	29	1.53E-09	violated
ACQE-5→AD	433.7	384	0.040	425.8	383	0.065	435.3	384	0.036	violated
ACQE-5→MD	957.4	404	6.83E-47	943.5	403	2.46E-45	957.3	404	6.89E-47	violated
ADe-5→ACF	813.6	95	1.4E-114	797.1	94	7E-112	838.4	95	2.3E-119	violated
ADe-5→ACQ	628.3	94	5.91E-80	636.5	93	6.51E-82	643.3	94	9.62E-83	violated
MD→ACF	182.7	35	6.84E-22	184.0	34	1.67E-22	178.8	35	3.31E-21	violated
MD→ACQ	143.1	35	4.99E-15	126.1	34	1.63E-12	139.6	35	1.99E-14	violated
MDe-5→ACF	817.3	251	3.73E-61	813.9	250	6.62E-61	815.1	251	8.11E-61	violated
MDe-5→ACQ	625.1	250	4.68E-34	616.3	249	4.22E-33	623.2	250	8.28E-34	violated
MDe-5→AD	282.6	258	0.140	282.2	257	0.134	282.3	258	0.143	pass

Note: MR=Mendelian Randomization; Q=the weighted sum of squared differences between individual effects and the pooled effect across variants, with the weights being those used in the pooling method; IVW=inverse variance weighted method; df=degrees of freedom. A statistically significant Q test suggests the presence of heterogeneity due to pleiotropy or other causes. See online methods for details.

GENETIC OVERLAP: MAJOR DEPRESSION AND ALCOHOL USE

Supplemental Table S6: List of the variants included in the genetic instruments.

GWS: genetic variants with $p < 5E-8$; e-5: additional suggestive variants ($p < 1E-5$).

	GWS	e-5
MD GWS n=36 e-5 n=259	rs12552;rs1432639;rs8025231;rs12129573;rs12958048;rs247910;rs6905391;rs61867293;rs915057;rs11135349;rs1806153;rs4904738;rs7430565;rs10149470;rs34215985;rs11682175;rs10959913;rs2005864;rs4869056;rs8063603;rs116755193;rs5758265;rs7856424;rs17727765;rs7198928;rs2389016;rs4261101;rs62099069;rs11663393;rs1354115;rs1226412;rs7200826;rs4143229;rs10950398;rs9402472;rs4074723;rs9427672;rs159963;rs11643192;rs56015757	rs2102341;rs9869821;rs56887639;rs41278104;rs4526442;rs12202410;rs7649917;rs2267983;rs11674333;rs2332571;rs143099908;rs58235352;rs4242470;rs913930;rs2509805;rs77087420;rs7771570;rs12966052;rs9592461;rs7659414;rs73102900;rs141769277;rs574593;rs10131621;rs10913112;rs28567442;rs9355502;rs55993664;rs2237517;rs4660091;rs17229439;rs62188629;rs11140773;rs13112458;rs1518367;rs548886;rs326783;rs12440728;rs28684628;rs10895718;rs6471081;rs7017108;rs4870062;rs174594;rs75903747;rs2514218;rs618190;rs281279;rs13296641;rs71639293;rs13012596;rs79631004;rs1945095;rs1548461;rs7566887;rs7580862;rs6063085;rs142091199;rs3734537;rs7288411;rs2730146;rs75344947;rs17058066;rs7118275;rs13414769;rs1403175;rs1542919;rs11866581;rs191117454;rs12194348;rs9363467;rs6676085;rs3806843;rs4645169;rs12667890;rs7543975;rs2316896;rs73104582;rs115888694;rs4741037;rs2576241;rs12923444;rs10780141;rs13032969;rs2085224;rs113689582;rs9663959;rs386906;rs2412137;rs7558022;rs77115380;rs72652244;rs1965662;rs35445561;rs55977891;rs60101897;rs7130926;rs13213510;rs75801343;rs58141521;rs182589382;rs10818400;rs16851266;rs11718931;rs67253370;rs9541811;rs80315381;rs415551;rs12882789;rs75965579;rs372519;rs141729694;rs67436663;rs10193609;rs11649444;rs1484144;rs10164955;rs6549268;rs11697370;rs79146560;rs751;rs2956287;rs7084559;rs4799949;rs7318041;rs62450957;rs78459865;rs115452;rs7248751;rs11590808;rs12353994;rs117763335;rs8044997;rs74004011;rs117901488;rs7727592;rs4757899;rs1526565;rs6848655;rs16890282;rs17792983;rs11205624;rs451162;rs1551281;rs73080460;rs78732941;rs112754009;rs11060415;rs9939201;rs62568191;rs7144406;rs11867618;rs58671397;rs80054962;rs7805525;rs11749656;rs61915164;rs75712664;rs4550100;rs946121;rs72932364;rs62142905;rs2332700;rs4650228;rs272822;rs9825208;rs11945373;rs7808633;rs2906681;rs117466029;rs6058826;rs4417256;rs622726;rs6009347;rs1848322;rs188208805;rs12414918;rs35733856;rs7096162;rs7603111;rs7685163;rs142270618;rs9359139;rs4478545;rs10023969;rs114810615;rs7942337;rs12541504;rs62510219;rs3955150;rs2842586;rs58587963;rs7294775;rs17747401;rs55942359;rs111998295;rs9859955;rs150508916;rs12325768;rs16840705;rs57867301;rs12252016;rs73257781;rs12209889;rs7862197;rs12673908;rs59427701;rs6715781;rs8094639;rs72805045;rs62296782;rs1488400;rs11659932;rs6722247;rs11065340;rs16855545;rs74978286;rs11172371;rs12767338
AD e-5 n=96	-	rs1229984;rs9571413;rs17028896;rs79171978;rs10789062;rs579837;rs111312143;rs1028427;rs13296886;rs77694582;rs8088633;rs147909804;rs2006682;rs870089;rs78323057;rs7240201;rs5768156;rs187025437;rs10191160;rs56328486;rs2970614;rs7823585;rs697958;rs4615888;rs1730735;rs28360848;rs2160261;rs2206569;rs73186506;rs143900286;rs7712550;rs1415133;rs2757859;rs10198090;rs4233;rs72768646;rs1375349;rs117677392;rs9566204;rs7591637;rs3849554;rs3853252;rs13384037;rs79229737;rs1875144;rs1838821;rs1409313;rs34407172;rs757488;rs114993002;rs13206208;rs56403843;rs12904039;rs77324299;rs2115417;rs968079;rs116020305;rs62459100;rs35979784;rs6935819;rs277827;rs7695188;rs11223625;rs59367695;rs

GENETIC OVERLAP: MAJOR DEPRESSION AND ALCOHOL USE

		s12130986;rs138113771;rs117423246;rs77857549;rs1069713;rs72774745;rs7780507;rs75454767;rs12294621;rs115905625;rs117237067;rs7708547;rs2344350;rs7230303;rs4932479;rs17685204;rs6790555;rs11905918;rs117292932;rs116498276;rs34440275;rs7805762;rs1729435;rs80284955;rs2478836;rs9616088;rs17762082;rs58333289;rs62001835;rs419742;rs140551998;rs2211257;rs56287425;rs4673119;rs10209092
ACF GWS n=92 e-5 n=795	rs1229984;rs1260326;rs11940694;rs2726036;rs187977087;rs1302808;rs1893659;rs58905411;rs35105141;rs13135092;rs11787216;rs9372625;rs2764740;rs33705;rs11039429;rs362307;rs838145;rs473098;rs11640961;rs62244890;rs9814516;rs113011189;rs138993217;rs1078345;rs62466318;rs748919;rs4726481;rs1788030;rs8614;rs12674337;rs461599;rs17486305;rs61873510;rs7330939;rs10188314;rs6567160;rs1421085;rs13102973;rs6030200;rs1228589;rs117799466;rs13390019;rs2717063;rs6962304;rs139816136;rs9349379;rs2159935;rs73050128;rs650558;rs9905730;rs9906502;rs2453875;rs11864886;rs118188698;rs13263946;rs11999622;rs79616692;rs2193098;rs4241258;rs4417025;rs12930744;rs1515591;rs4739105;rs13178443;rs2746025;rs4135294;rs72768626;rs2244598;rs262240;rs12153855;rs6949878;rs9923768;rs11700855;rs780569;rs6699175;rs62339673;rs72892910;rs489062;rs6750325;rs34092348;rs34473884;rs10165161;rs2111861;rs10510130;rs2862224;rs71651683;rs118134876;rs7143137;rs2450038;rs9403297;rs3809827	rs4242715;rs13334375;rs7731116;rs1666658;rs7514579;rs13020444;rs9829192;rs72946169;rs2333020;rs6977819;rs1727332;rs4822482;rs10454798;rs10029093;rs17662759;rs4982052;rs17698314;rs2525570;rs7948028;rs7253767;rs28787109;rs6497931;rs11072479;rs518425;rs1592676;rs186347;rs7206833;rs13152711;rs4800204;rs78621285;rs67174000;rs7305229;rs8030809;rs17411201;rs2280334;rs61907308;rs77082783;rs71658797;rs801733;rs920990;rs10278679;rs4883583;rs6810396;rs113569731;rs62477431;rs7970350;rs12139282;rs35073053;rs9959195;rs10893172;rs17185470;rs73168402;rs7919624;rs147913309;rs9649581;rs9313379;rs4877154;rs62135521;rs201438;rs2586462;rs10792669;rs2007761;rs56194430;rs7973103;rs1558426;rs17097556;rs76723380;rs4844948;rs4912532;rs28609675;rs13021035;rs13334065;rs34805485;rs59188188;rs205430;rs4908678;rs150338262;rs34494851;rs4822219;rs9607821;rs185799410;rs3857984;rs10274474;rs613872;rs322776;rs10741228;rs2256042;rs73543300;rs13024996;rs3802134;rs7298932;rs6079439;rs4103350;rs4729573;rs919740;rs12594415;rs17033014;rs146016966;rs2423617;rs7131312;rs11707909;rs550942;rs150620544;rs533143;rs6993770;rs9564398;rs34132475;rs35277691;rs138014720;rs2055581;rs576811;rs74424378;rs565078;rs113695602;rs1605676;rs55834548;rs62032512;rs803223;rs74679146;rs80101850;rs11886864;rs12203592;rs10860227;rs116899184;rs6129084;rs34811474;rs4757589;rs74439139;rs147212529;rs4412427;rs62037863;rs76225816;rs874296;rs9690021;rs17127898;rs2238660;rs2274794;rs2387577;rs28657372;rs4749973;rs6876760;rs7566798;rs8049649;rs11176488;rs113929582;rs11737516;rs11932400;rs13139006;rs68024891;rs8021044;rs194847;rs878650;rs10819272;rs12339878;rs12428363;rs531385;rs7599739;rs911475;rs997467;rs10516441;rs10881995;rs12620112;rs1730142;rs55950970;rs6892188;rs9925015;rs10846422;rs184890270;rs6427160;rs10064927;rs10812220;rs113902570;rs11646721;rs117513075;rs117386364;rs1862205;rs2321871;rs4728701;rs67822265;rs1453027;rs1133822;rs145898511;rs17762018;rs1957891;rs75426915;rs7873013;rs9818981;rs77056814;rs12436192;rs12657131;rs116538582;rs7527242;rs10281159;rs61781392;rs2305656;rs72610002;rs13413257;rs1363119;rs4289073;rs4734113;rs10848575;rs168866;rs9806536;rs1905239;rs35205260;rs76376012;rs77371894;rs10259230;rs11060461;rs149726000;rs7932314;rs8105087;rs9295295;rs11548200;rs142151294;rs565522;rs62271373;rs62576216;rs7197830;rs13096270;rs191050839;rs2608842;rs4798996;rs1158620;rs17214836;rs17648701;rs62149419;rs10830706;rs13354106;rs56328909;rs8133767;rs11070032;rs188810925;rs35505101;rs741300;rs1540687;rs35485971;rs11127264;rs1541456;rs718765;rs72664387;rs78225463;rs825586;rs13248791;rs72633596;rs28847576;rs4742659;rs10616;rs12192387;rs1286254;rs183848312;rs140894866;rs75743445;rs5770872;rs12640626;rs189869162;rs13021454;rs61825452;rs1762777;rs1022666;rs112819214;rs76201730;rs2618615;rs4491284;rs59762781;rs75973672;rs16977123;rs2244460;rs72711443;rs7780801;rs9394656;rs10847019;rs12576516;rs2286975;rs11030578;rs75336816;rs1083337;rs11705838;rs11750012;rs190661793;rs1835366;rs1001

GENETIC OVERLAP: MAJOR DEPRESSION AND ALCOHOL USE

		<p>0043;rs10777337;rs10796098;rs60127739;rs8176510;rs9880967;rs1766167;rs1999124;rs9586550;rs10860862;rs10876200;rs6534293;rs9611883;rs149204679;rs6102221;rs1004478;rs8049975;rs12619698;rs140030075;rs2224873;rs112782399;rs117198910;rs1668145;rs36058267;rs75911910;rs117933573;rs10190125;rs17577546;rs12786237;rs62177355;rs76358731;rs11609860;rs11712750;rs139604081;rs62439319;rs295018;rs34880628;rs10189857;rs2844333;rs28828150;rs72696774;rs7460167;rs985553;rs12337009;rs34853711;rs77518705;rs9564692;rs6864478;rs8015745;rs9544000;rs10787760;rs112972431;rs117274283;rs16835292;rs956752;rs1401955;rs16966646;rs142965466;rs2283460;rs73277969;rs3024629;rs35010655;rs3922824;rs45504492;rs78685194;rs10032667;rs73187733;rs1784862;rs56186469;rs13170975;rs1431558;rs13111060;rs2309241;rs2944776;rs4884859;rs71494763;rs11717913;rs12121490;rs1870998;rs2410001;rs2852045;rs34737940;rs71565748;rs76793233;rs10937101;rs11173335;rs112635299;rs1174687;rs12245197;rs13120213;rs17310025;rs34896720;rs4801850;rs4812700;rs56228311;rs62182135;rs76749787;rs78509406;rs846012;rs10184004;rs10507758;rs10773974;rs10793986;rs11768020;rs11790082;rs13169322;rs2276966;rs35820211;rs4092465;rs62019905;rs6853599;rs7311803;rs7592564;rs79203683;rs35886351;rs36053727;rs62159870;rs6723854;rs7158551;rs7444051;rs7875010;rs11662970;rs11688135;rs13146322;rs141261452;rs145334515;rs1483796;rs153060;rs1981098;rs28409011;rs59927996;rs61499730;rs7561278;rs7594388;rs76183880;rs76354419;rs957523;rs11673889;rs139931532;rs141976463;rs145806557;rs150565883;rs17018664;rs17034081;rs2307273;rs34135807;rs4851300;rs73073894;rs7357754;rs75168584;rs867987;rs1202288;rs12127199;rs17088197;rs2074388;rs35120418;rs4812492;rs6937144;rs7511006;rs76907224;rs7731540;rs9819832;rs11993084;rs12453682;rs13307443;rs144364889;rs149048491;rs1793811;rs2322834;rs4936644;rs60745358;rs60791078;rs74498418;rs7862119;rs111694597;rs11741952;rs12718064;rs1393065;rs1585524;rs1891196;rs356465;rs55905351;rs76825908;rs114546625;rs116212148;rs12194193;rs1966859;rs2971016;rs4732788;rs57057505;rs7332134;rs7789946;rs11106114;rs1119248;rs11589269;rs117555837;rs13020754;rs16981755;rs34480849;rs347675;rs4236892;rs4772811;rs72896573;rs766476;rs78672418;rs9949235;rs11221547;rs117034637;rs12466127;rs17716086;rs2914860;rs35005836;rs366684;rs3845865;rs58740162;rs6485475;rs1001939;rs10460192;rs116581473;rs117123482;rs13147207;rs314961;rs4760029;rs6919440;rs9343;rs10739773;rs117588436;rs12703359;rs17397728;rs28733079;rs389877;rs6013500;rs74615678;rs8107051;rs9546474;rs10245705;rs11688502;rs16991213;rs17049738;rs17083734;rs28693968;rs73088494;rs74531417;rs75229149;rs112779396;rs11674460;rs11775949;rs11805391;rs11971487;rs12145004;rs12250380;rs2660824;rs4744264;rs6480771;rs76749014;rs116896093;rs2862996;rs3101409;rs34650286;rs62535504;rs72886368;rs76050430;rs7616192;rs78903711;rs12491347;rs147839860;rs181817998;rs2399023;rs35031736;rs35438744;rs61908948;rs948656;rs9611007;rs113439251;rs12622374;rs1475259;rs61784580;rs67142644;rs7038598;rs113209907;rs138567114;rs145028172;rs146768419;rs4833353;rs12283755;rs12449895;rs13007283;rs13398888;rs2585593;rs2854045;rs31082;rs34416524;rs62130412;rs62135171;rs634985;rs9845894;rs10795036;rs10936697;rs12711964;rs13433863;rs1476161;rs35464261;rs648044;rs8060733;rs118062442;rs141711348;rs2498034;rs2586895;rs4702635;rs62055084;rs76052955;rs879854;rs9519183;rs1416160;rs2253023;rs2357023;rs41270859;rs7225157;rs9345501;rs1469883;rs1809931;rs181308633;rs1851911;rs191251423;rs2830420;rs56368241;rs57688</p>
--	--	--

GENETIC OVERLAP: MAJOR DEPRESSION AND ALCOHOL USE

		<p>343;rs12167058;rs145250558;rs4533324;rs4546951;rs56319762;rs6436165;rs71193760;rs75311157;rs953120;rs1845295;rs2126642;rs2683206;rs71463381;rs117543392;rs2604321;rs4973430;rs56270168;rs60654199;rs6517139;rs7619783;rs9872904;rs11782346;rs13166413;rs17058952;rs8061067;rs11671255;rs2880768;rs45527334;rs6733138;rs67864638;rs77189738;rs10148864;rs10253794;rs11889901;rs34351747;rs72705581;rs112401820;rs185695806;rs76361844;rs35288079;rs560650;rs59247870;rs6837215;rs7374149;rs78848836;rs112214303;rs12985737;rs217536;rs2206751;rs2381641;rs2876453;rs4446382;rs7834078;rs7950166;rs9357723;rs9784763;rs9940216;rs117384726;rs17430740;rs4718887;rs61278557;rs66994942;rs12054057;rs144230577;rs1521754;rs1906675;rs35868739;rs6884797;rs6961762;rs72687577;rs138034490;rs2107969;rs28412070;rs547667;rs7000542;rs716064;rs72945224;rs7659104;rs849402;rs10990975;rs1347872;rs16853589;rs77149260;rs10254599;rs10742057;rs115695800;rs117286906;rs16882459;rs1808366;rs1887771;rs2837984;rs35486269;rs35574173;rs56186782;rs606151;rs6859485</p>
<p>ACQ GWS n=31 e-5 n=405</p>	<p>rs1229984;rs28712821;rs1260326;rs13107325;rs1302808;rs11604680;rs528301;rs4309187;rs109536;rs7688435;rs11030084;rs13066050;rs17884691;rs6690101;rs62135525;rs2424645;rs61873510;rs7908206;rs34908430;rs13413953;rs56094641;rs2117760;rs4743012;rs190963713;rs9822731;rs4938236;rs59129513;rs11180333;rs1596178;rs858518</p>	<p>rs9517948;rs3756291;rs117917416;rs2413941;rs884300;rs7928223;rs11640031;rs12124523;rs28450941;rs17747233;rs751527;rs974883;rs7831595;rs7080385;rs11860773;rs2533273;rs28929474;rs2789517;rs3811038;rs7132908;rs2201246;rs2756186;rs4759272;rs2111223;rs34060476;rs7119188;rs35529543;rs4480324;rs56073641;rs114328297;rs1921059;rs158609;rs12714026;rs10960629;rs76771389;rs7539883;rs4696055;rs818014;rs828867;rs174568;rs5757905;rs13167181;rs1380358;rs11678525;rs1266182;rs314743;rs12955111;rs529563;rs113443718;rs4582621;rs62312644;rs7009797;rs5026696;rs28450747;rs3829229;rs6944446;rs7871715;rs12786124;rs1819341;rs368565;rs75772932;rs112709686;rs12337051;rs12692050;rs13361473;rs2107903;rs2882321;rs6722461;rs7144180;rs4756104;rs6683303;rs77123275;rs147711594;rs72811598;rs10975579;rs61776651;rs2567387;rs750396;rs12141953;rs4899268;rs7631586;rs9607812;rs10822145;rs11112972;rs7830638;rs140859990;rs17780429;rs2632526;rs440619;rs79652094;rs62333032;rs7483281;rs75265557;rs79227398;rs113942174;rs20686650;rs78423589;rs113239280;rs245568;rs6562616;rs739625;rs12532031;rs3741212;rs2199841;rs73922180;rs925974;rs11634907;rs1717078;rs72960115;rs9947816;rs10123172;rs77535478;rs1055129;rs11917151;rs10151802;rs7087041;rs79006794;rs7654978;rs13035558;rs147865473;rs1910091;rs4671383;rs79346805;rs11589105;rs13207840;rs291550;rs3905155;rs13098920;rs391957;rs1862054;rs78322172;rs10742977;rs113121679;rs11580207;rs2048121;rs2955256;rs4719223;rs11605042;rs7190081;rs7080200;rs7630012;rs2627088;rs2145596;rs1543442;rs8074036;rs1492791;rs2624562;rs55932213;rs111880612;rs147465378;rs3906093;rs9469907;rs141719031;rs11683493;rs143978198;rs112480981;rs11739041;rs273628;rs11648249;rs61999908;rs77178067;rs2195580;rs2214540;rs2013212;rs67486429;rs12413410;rs13296299;rs6943920;rs80137311;rs10903967;rs13357015;rs1884326;rs1528350;rs2274793;rs59824845;rs7557477;rs76045244;rs429150;rs150575801;rs3112887;rs35572189;rs35753830;rs72729664;rs72910144;rs10421783;rs11054854;rs1834373;rs1873341;rs2735313;rs4630770;rs116276044;rs139855233;rs140430387;rs148754536;rs2017500;rs2311435;rs1230163;rs2554671;rs6086808;rs9349379;rs138864321;rs45536631;rs72648451;rs76829797;rs7700874;rs10798945;rs223496;rs2278464;rs2621288;rs273116;rs72752040;rs7553325;rs7687139;rs846012;rs9403215;rs9533742;rs139716206;rs2227827;rs60816887;rs6136465;rs75393236;rs79949859;rs9904617;rs9972882;rs1536260;rs2798221;rs5928697</p>

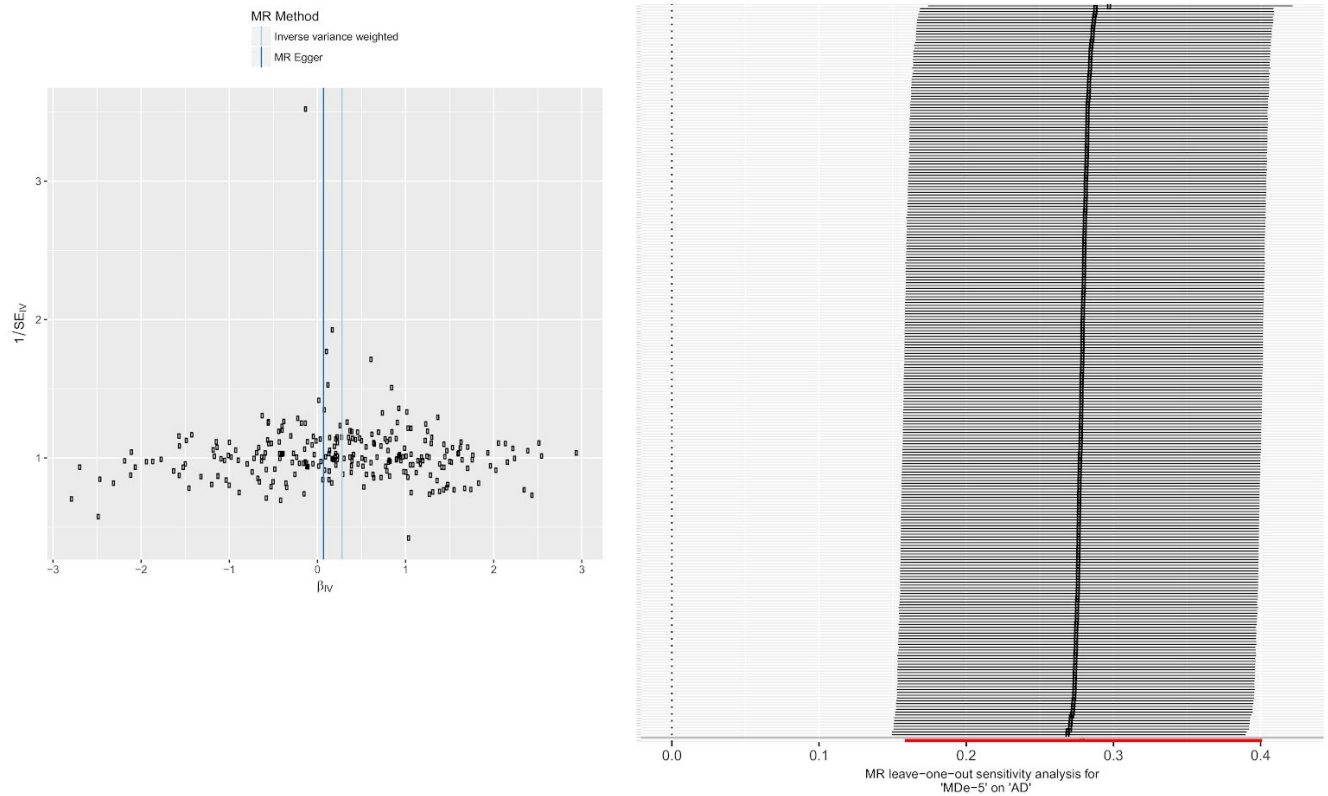
GENETIC OVERLAP: MAJOR DEPRESSION AND ALCOHOL USE

		<p>5;rs6949073;rs12123775;rs1409767;rs17552417;rs57229705;rs75564661;rs7668470;rs113672126;rs1284442;rs2406231;rs75907151;rs9881842;rs12968939;rs469999;rs55881639;rs73102047;rs7540635;rs10226149;rs10786218;rs12534200;rs139854039;rs2045386;rs72833896;rs117237359;rs12693975;rs633314;rs7659621;rs7710699;rs80105397;rs9379850;rs11590627;rs117590151;rs2327440;rs727879;rs12470839;rs17484355;rs56275045;rs55750330;rs7307912;rs117324897;rs142500578;rs10474277;rs143431269;rs9826014;rs117597649;rs12273687;rs1589977;rs1592269;rs2834081;rs4426170;rs58790004;rs6668225;rs7656565;rs10188267;rs111307142;rs1423903;rs284933;rs4140445;rs74488554;rs9309394;rs1467664;rs2545799;rs451276;rs4834397;rs6754723;rs73859938;rs17062232;rs2383378;rs6721107;rs67348902;rs7338687;rs2717789;rs34346764;rs35206901;rs116906779;rs16990831;rs17153120;rs17574146;rs3823057;rs79734662;rs9891699;rs2278342;rs231333;rs2749418;rs6953992;rs117984133;rs17223037;rs17268607;rs7219016;rs10008793;rs117032571;rs572591;rs71600496;rs9311399;rs13138252;rs140070614;rs3876032;rs4631807;rs7026534;rs827102;rs965013;rs117733513;rs11859542;rs12026735;rs1958604;rs3093310;rs74537816;rs10264306;rs12449282;rs17607000;rs72710779;rs113958283;rs117512186;rs13235943;rs204402;rs2439272;rs34319416;rs67008508;rs74650977;rs1329195;rs6720452;rs1199575;rs1211507;rs12378980;rs3914188;rs10413482;rs10761602;rs117572024;rs4726915;rs115226268;rs1377549;rs17225380;rs7544083;rs7816871;rs12317467;rs12673790;rs139850812;rs143166223;rs2163336;rs2851485;rs74514433;rs76443550;rs1335788;rs1948833;rs4897289;rs150722160;rs16839634;rs61960513</p>
--	--	---

Supplemental Figures

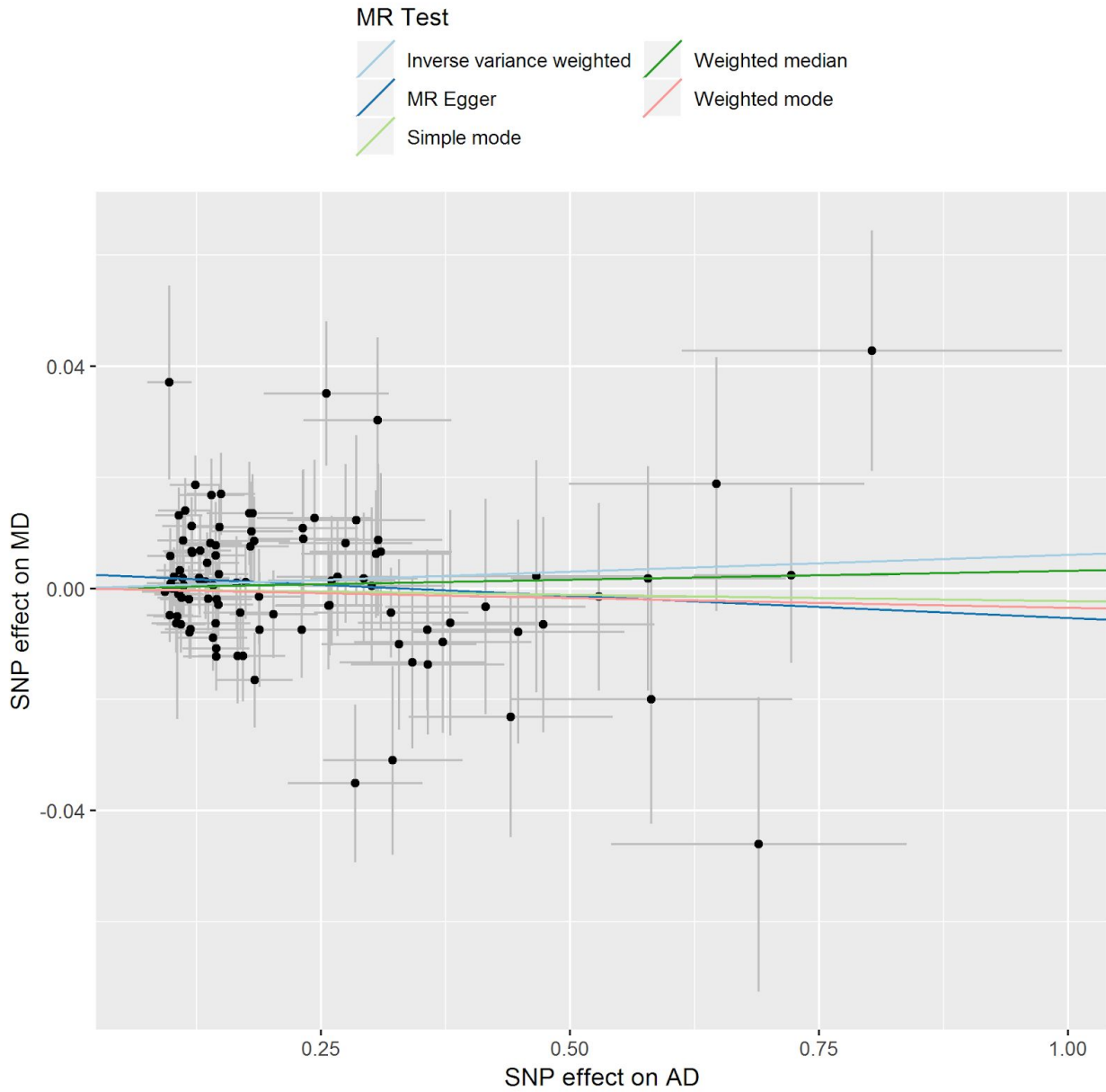
Supplemental Figure S1: Funnel plot (left) and leave-one-out analysis (right) related to the MDe-5 genetic instrument with respect to AD outcome (MDe-5→AD).

Funnel plot reports the contribution of each variant (effect size on the x-axis, 1/SE on the y-axis) to MR estimate (solid lines; light-blue for Inverse Variance Weighted (IVW), blue for MR-Egger). Leave-one-out plot report the MR estimate (IVW) excluding one variant at a time from the genetic instrument.

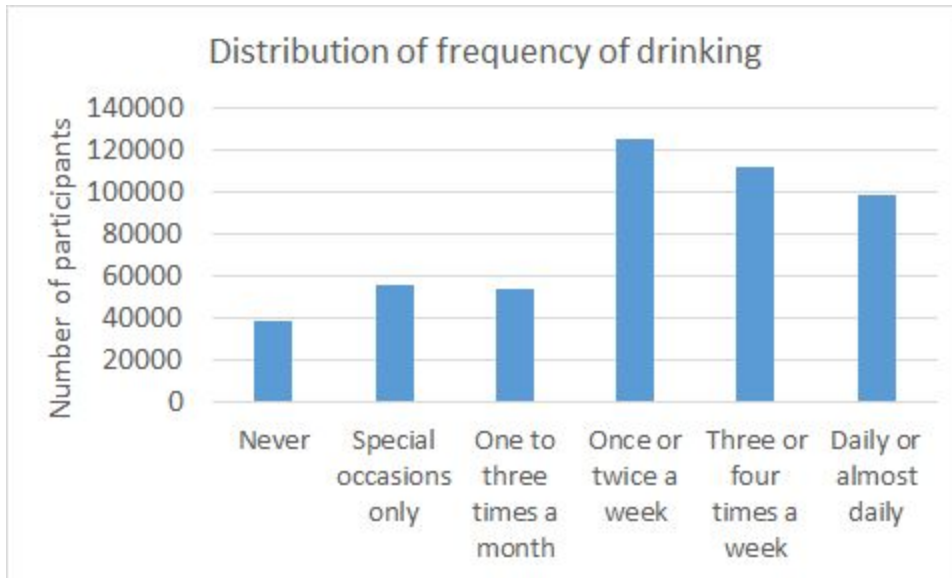


Abbreviations: ACF, alcohol consumption frequency; ACQ, alcohol consumption quantity; AD, alcohol dependence; MD, major depression; IVW, Inverse Variance Weighted.

Supplemental Figure S2: SNP-exposure (AD associations, logOR) and SNP-outcome (MD associations, logOR) coefficients used in the MR analysis. Error bars (95% CIs) are reported for each association.



Supplemental Figure S3: Distribution of frequency of drinking in the UK Biobank sample.



Note: in the original UK Biobank scoring, scores ranged from 1 (daily or almost daily) to 6 (never). In our analyses, scores were recoded to ensure that higher scores represented more frequent drinking.

Supplemental Methods

Quality checks of UKB alcohol consumption measures

To combine the different classes of alcohol, we followed the procedures developed by Clarke et al.,¹ although a few minor changes were made. In contrast to Clarke et al., we excluded outliers using sex-specific norms and we did not include weight as a covariate in our analysis. To calculate the total units of alcohol, the number of reported drinks was multiplied with a factor depending on the class of alcohol. The factors were 1.67 (red wine and champagne/white wine), 2.3 (beer), 1 (spirit), and 2.25 (fortified wine). We subsequently identified outliers as those who score >5 SD above the average. Outliers were determined in males and females separately. After exclusion of outliers, the mean level of AC-Quantity was 19.90 units (SD=16.26). As expected, the mean level of AC-Quantity was higher in males (mean=25.16; SD=18.72) compared to females (mean=14.42; SD=10.76). Next, we performed a regression analysis including AC-Quantity as the dependent variable and age and sex as predictors. The residuals were used as the outcome measure in genetic association analyses.

LD score regression analysis

The method is based on the premise that an estimated SNP effect-size includes effects of all SNPs in linkage disequilibrium (LD) with that SNP. A SNP that tags many other SNPs will have a higher probability of tagging a causal genetic variant compared to a SNP that tags few other SNPs. The LD score measures the amount of genetic variation tagged by a SNP within a specific population. Accordingly, assuming a trait with a polygenic architecture, SNPs with a higher LD-score have on average stronger effect sizes than SNPs with lower LD-scores. When regressing the effect size from the association analysis against the LD score for each SNP, the slope of the regression line provides an estimate of the proportion of variance accounted for by all SNPs included in the estimation of LD scores.²

(1) Clarke T, Adams MJ, Davies G, Howard DM, Hall LS, Padmanabhan S, et al. Genome-wide association study of alcohol consumption and genetic overlap with other health-related traits in UK Biobank (N=112 117). *Mol Psychiatry* 2017 Oct;22(10):1376-1384.

(2) Bulik-Sullivan B, Loh P, Finucane HK, Ripke S, Yang J, Patterson N, et al. LD Score regression distinguishes confounding from polygenicity in genome-wide association studies. *Nature genetics* 2015;47(3):291-295.

Listing of Psychiatric Genomics Consortium Members

Major Depressive Disorder Working Group

Naomi R Wray* 1, 2
 Stephan Ripke* 3, 4, 5
 Manuel Mattheisen* 6, 7, 8, 9
 Maciej Trzaskowski* 1
 Enda M Byrne 1
 Abdel Abdellaoui 10
 Mark J Adams 11
 Esben Agerbo 9, 12, 13
 Tracy M Air 14
 Till F M Andlauer 15, 16
 Silviu-Alin Bacanu 17
 Marie Bækvad-Hansen 9, 18
 Aartjan T F Beekman 19
 Tim B Bigdeli 17, 20
 Elisabeth B Binder 15, 21
 Douglas H R Blackwood 11
 Julien Bryois 22
 Henriette N Buttenschøn 8, 9, 23
 Jonas Bybjerg-Grauholm 9, 18
 Na Cai 24, 25
 Enrique Castelao 26
 Jane Hvarregaard Christensen 7, 8, 9
 Toni-Kim Clarke 11
 Jonathan R I Coleman 27
 Lucía Colodro-Conde 28
 Baptiste Couvy-Duchesne 2, 29
 Nick Craddock 30
 Gregory E Crawford 31, 32
 Gail Davies 33
 Ian J Deary 33
 Franziska Degenhardt 34, 35
 Eske M Derks 28
 Nese Direk 36, 37
 Conor V Dolan 10
 Erin C Dunn 38, 39, 40
 Thalia C Eley 27
 Valentina Escott-Price 41
 Farnush Farhadi Hassan Kiadeh 42
 Hilary K Finucane 43, 44
 Andreas J Forstner 34, 35, 45, 46
 Josef Frank 47
 Héléna A Gaspar 27
 Michael Gill 48
 Fernando S Goes 49
 Scott D Gordon 28
 Jakob Grove 7, 8, 9, 50
 Lynsey S Hall 11, 51
 Christine Søholm Hansen 9, 18
 Thomas F Hansen 52, 53, 54
 Stefan Herms 34, 35, 46
 Ian B Hickie 55
 Per Hoffmann 34, 35, 46
 Georg Homuth 56
 Carsten Horn 57
 Jouke-Jan Hottenga 10
 David M Hougaard 9, 18
 Marcus Ising 58
 Rick Jansen 19, 19
 Ian Jones 59
 Lisa A Jones 60
 Eric Jorgenson 61
 James A Knowles 62
 Isaac S Kohane 63, 64, 65
 Julia Kraft 4
 Warren W. Kretschmar 66
 Jesper Krogh 67
 Zoltán Kutalik 68, 69
 Yihan Li 66

Penelope A Lind 28
 Donald J MacIntyre 70, 71
 Dean F MacKinnon 49
 Robert M Maier 2
 Wolfgang Maier 72
 Jonathan Marchini 73
 Hamdi Mbarek 10
 Patrick McGrath 74
 Peter McGuffin 27
 Sarah E Medland 28
 Divya Mehta 2, 75
 Christel M Middeldorp 10, 76, 77
 Evelin Mihailov 78
 Yuri Milaneschi 19, 19
 Lili Milani 78
 Francis M Mondimore 49
 Grant W Montgomery 1
 Sara Mostafavi 79, 80
 Niamh Mullins 27
 Matthias Nauck 81, 82
 Bernard Ng 80
 Michel G Nivard 10
 Dale R Nyholt 83
 Paul F O'Reilly 27
 Hogni Oskarsson 84
 Michael J Owen 59
 Jodie N Painter 28
 Carsten Bøcker Pedersen 9, 12, 13
 Marianne Giørtz Pedersen 9, 12, 13
 Roseann E. Peterson 17, 85
 Erik Pettersson 22
 Wouter J Peyrot 19
 Giorgio Pistis 26
 Danielle Posthuma 86, 87
 Jorge A Quiroz 88
 Per Qvist 7, 8, 9
 John P Rice 89
 Brien P. Riley 17
 Margarita Rivera 27, 90
 Saira Saeed Mirza 36
 Robert Schoevers 91
 Eva C Schulte 92, 93
 Ling Shen 61
 Jianxin Shi 94
 Stanley I Shyn 95
 Engilbert Sigurdsson 96
 Grant C B Sinnamon 97
 Johannes H Smit 19
 Daniel J Smith 98
 Hreinn Stefansson 99
 Stacy Steinberg 99
 Fabian Streit 47
 Jana Strohmaier 47
 Katherine E Tansey 100
 Henning Teismann 101
 Alexander Teumer 102
 Wesley Thompson 9, 53, 103, 104
 Pippa A Thomson 105
 Thorgeir E Thorgeirsson 99
 Matthew Traylor 106
 Jens Treutlein 47
 Vassily Trubetskoy 4
 André G Uitterlinden 107
 Daniel Umbricht 108
 Sandra Van der Auwera 109
 Albert M van Hemert 110
 Alexander Viktorin 22
 Peter M Visscher 1, 2
 Yunpeng Wang 9, 53, 104
 Bradley T. Webb 111
 Shantel Marie Weinsheimer 9, 53
 Jürgen Wellmann 101
 Gonneke Willemsen 10
 Stephanie H Witt 47
 Yang Wu 1
 Hualin S Xi 112
 Jian Yang 2, 113
 Futao Zhang 1

Volker Arolt 114	Bertram Müller-Myhsok 15, 16, 128
Bernhard T Baune 14	Merete Nordentoft 9, 129
Klaus Berger 101	Markus M Nöthen 34, 35
Dorret I Boomsma 10	Michael C O'Donovan 59
Sven Cichon 34, 46, 115, 116	Sara A Paciga 130
Udo Dannlowski 114	Nancy L Pedersen 22
EJC de Geus 10, 117	Brenda WJH Penninx 19
J Raymond DePaulo 49	Roy H Perlis 38, 131
Enrico Domenici 118	David J Porteous 105
Katharina Domschke 119	James B Potash 132
Tõnu Esko 5, 78	Martin Preisig 26
Hans J Grabe 109	Marcella Rietschel 47
Steven P Hamilton 120	Catherine Schaefer 61
Caroline Hayward 121	Thomas G Schulze 47, 93, 133, 134, 135
Andrew C Heath 89	Jordan W Smoller 38, 39, 40
Kenneth S Kendler 17	Kari Stefansson 99, 136
Stefan Kloiber 58, 122, 123	Henning Tiemeier 36, 137, 138
Glyn Lewis 124	Rudolf Uher 139
Qingqin S Li 125	Henry Völzke 102
Susanne Lucae 58	Myrna M Weissman 74, 140
Pamela AF Madden 89	Thomas Werge 9, 53, 141
Patrik K Magnusson 22	Cathryn M Lewis* 27, 142
Nicholas G Martin 28	Douglas F Levinson* 143
Andrew M McIntosh 11, 33	Gerome Breen* 27, 144
Andres Metspalu 78, 126	Anders D Børglum* 7, 8, 9
Ole Mors 9, 127	Patrick F Sullivan* 22, 145, 146
Preben Bo Mortensen 8, 9, 12, 13	

1. Institute for Molecular Bioscience, The University of Queensland, Brisbane, QLD, AU
2. Queensland Brain Institute, The University of Queensland, Brisbane, QLD, AU
3. Analytic and Translational Genetics Unit, Massachusetts General Hospital, Boston, MA, US
4. Department of Psychiatry and Psychotherapy, Universitätsmedizin Berlin Campus Charité Mitte, Berlin, DE
5. Medical and Population Genetics, Broad Institute, Cambridge, MA, US
6. Centre for Psychiatry Research, Department of Clinical Neuroscience, Karolinska Institutet, Stockholm, SE
7. Department of Biomedicine, Aarhus University, Aarhus, DK
8. iSEQ, Centre for Integrative Sequencing, Aarhus University, Aarhus, DK

9. iPSYCH, The Lundbeck Foundation Initiative for Integrative Psychiatric Research,, DK
10. Dept of Biological Psychology & EMGO+ Institute for Health and Care Research, Vrije Universiteit Amsterdam, Amsterdam, NL
11. Division of Psychiatry, University of Edinburgh, Edinburgh, GB
12. Centre for Integrated Register-based Research, Aarhus University, Aarhus, DK
13. National Centre for Register-Based Research, Aarhus University, Aarhus, DK
14. Discipline of Psychiatry, University of Adelaide, Adelaide, SA, AU
15. Department of Translational Research in Psychiatry, Max Planck Institute of Psychiatry, Munich, DE
16. Munich Cluster for Systems Neurology (SyNergy), Munich, DE
17. Department of Psychiatry, Virginia Commonwealth University, Richmond, VA, US
18. Center for Neonatal Screening, Department for Congenital Disorders, Statens Serum Institut, Copenhagen, DK
19. Department of Psychiatry, Vrije Universiteit Medical Center and GGZ inGeest, Amsterdam, NL
20. Virginia Institute for Psychiatric and Behavior Genetics, Richmond, VA, US
21. Department of Psychiatry and Behavioral Sciences, Emory University School of Medicine, Atlanta, GA, US
22. Department of Medical Epidemiology and Biostatistics, Karolinska Institutet, Stockholm, SE
23. Department of Clinical Medicine, Translational Neuropsychiatry Unit, Aarhus University, Aarhus, DK
24. Human Genetics, Wellcome Trust Sanger Institute, Cambridge, GB
25. Statistical genomics and systems genetics, European Bioinformatics Institute (EMBL-EBI), Cambridge, GB
26. Department of Psychiatry, University Hospital of Lausanne, Prilly, Vaud, CH
27. Social Genetic and Developmental Psychiatry Centre, King's College London, London, GB
28. Genetics and Computational Biology, QIMR Berghofer Medical Research Institute, Brisbane, QLD, AU
29. Centre for Advanced Imaging, The University of Queensland, Brisbane, QLD, AU
30. Psychological Medicine, Cardiff University, Cardiff, GB
31. Center for Genomic and Computational Biology, Duke University, Durham, NC, US
32. Department of Pediatrics, Division of Medical Genetics, Duke University, Durham, NC, US
33. Centre for Cognitive Ageing and Cognitive Epidemiology, University of Edinburgh, Edinburgh, GB
34. Institute of Human Genetics, University of Bonn, Bonn, DE
35. Life&Brain Center, Department of Genomics, University of Bonn, Bonn, DE
36. Epidemiology, Erasmus MC, Rotterdam, Zuid-Holland, NL
37. Psychiatry, Dokuz Eylul University School Of Medicine, Izmir, TR
38. Department of Psychiatry, Massachusetts General Hospital, Boston, MA, US

39. Psychiatric and Neurodevelopmental Genetics Unit (PNGU), Massachusetts General Hospital, Boston, MA, US
40. Stanley Center for Psychiatric Research, Broad Institute, Cambridge, MA, US
41. Neuroscience and Mental Health, Cardiff University, Cardiff, GB
42. Bioinformatics, University of British Columbia, Vancouver, BC, CA
43. Department of Epidemiology, Harvard T.H. Chan School of Public Health, Boston, MA, US
44. Department of Mathematics, Massachusetts Institute of Technology, Cambridge, MA, US
45. Department of Psychiatry (UPK), University of Basel, Basel, CH
46. Human Genomics Research Group, Department of Biomedicine, University of Basel, Basel, CH
47. Department of Genetic Epidemiology in Psychiatry, Central Institute of Mental Health, Medical Faculty Mannheim, Heidelberg University, Mannheim, Baden-Württemberg, DE
48. Department of Psychiatry, Trinity College Dublin, Dublin, IE
49. Psychiatry & Behavioral Sciences, Johns Hopkins University, Baltimore, MD, US
50. Bioinformatics Research Centre, Aarhus University, Aarhus, DK
51. Institute of Genetic Medicine, Newcastle University, Newcastle upon Tyne, GB
52. Danish Headache Centre, Department of Neurology, Rigshospitalet, Glostrup, DK
53. Institute of Biological Psychiatry, Mental Health Center Sct. Hans, Mental Health Services Capital Region of Denmark, Copenhagen, DK
54. iPSYCH, The Lundbeck Foundation Initiative for Psychiatric Research, Copenhagen, DK
55. Brain and Mind Centre, University of Sydney, Sydney, NSW, AU
56. Interfaculty Institute for Genetics and Functional Genomics, Department of Functional Genomics, University Medicine and Ernst Moritz Arndt University Greifswald, Greifswald, Mecklenburg-Vorpommern, DE
57. Roche Pharmaceutical Research and Early Development, Pharmaceutical Sciences, Roche Innovation Center Basel, F. Hoffmann-La Roche Ltd, Basel, CH
58. Max Planck Institute of Psychiatry, Munich, DE
59. MRC Centre for Neuropsychiatric Genetics and Genomics, Cardiff University, Cardiff, GB
60. Department of Psychological Medicine, University of Worcester, Worcester, GB
61. Division of Research, Kaiser Permanente Northern California, Oakland, CA, US
62. Psychiatry & The Behavioral Sciences, University of Southern California, Los Angeles, CA, US
63. Department of Biomedical Informatics, Harvard Medical School, Boston, MA, US
64. Department of Medicine, Brigham and Women's Hospital, Boston, MA, US
65. Informatics Program, Boston Children's Hospital, Boston, MA, US
66. Wellcome Trust Centre for Human Genetics, University of Oxford, Oxford, GB
67. Department of Endocrinology at Herlev University Hospital, University of Copenhagen, Copenhagen, DK

68. Institute of Social and Preventive Medicine (IUMSP), University Hospital of Lausanne, Lausanne, VD, CH
69. Swiss Institute of Bioinformatics, Lausanne, VD, CH
70. Division of Psychiatry, Centre for Clinical Brain Sciences, University of Edinburgh, Edinburgh, GB
71. Mental Health, NHS 24, Glasgow, GB
72. Department of Psychiatry and Psychotherapy, University of Bonn, Bonn, DE
73. Statistics, University of Oxford, Oxford, GB
74. Psychiatry, Columbia University College of Physicians and Surgeons, New York, NY, US
75. School of Psychology and Counseling, Queensland University of Technology, Brisbane, QLD, AU
76. Child and Youth Mental Health Service, Children's Health Queensland Hospital and Health Service, South Brisbane, QLD, AU
77. Child Health Research Centre, University of Queensland, Brisbane, QLD, AU
78. Estonian Genome Center, University of Tartu, Tartu, EE
79. Medical Genetics, University of British Columbia, Vancouver, BC, CA
80. Statistics, University of British Columbia, Vancouver, BC, CA
81. DZHK (German Centre for Cardiovascular Research), Partner Site Greifswald, University Medicine, University Medicine Greifswald, Greifswald, Mecklenburg-Vorpommern, DE
82. Institute of Clinical Chemistry and Laboratory Medicine, University Medicine Greifswald, Greifswald, Mecklenburg-Vorpommern, DE
83. Institute of Health and Biomedical Innovation, Queensland University of Technology, Brisbane, QLD, AU
84. Humus, Reykjavik, IS
85. Virginia Institute for Psychiatric & Behavioral Genetics, Virginia Commonwealth University, Richmond, VA, US
86. Clinical Genetics, Vrije Universiteit Medical Center, Amsterdam, NL
87. Complex Trait Genetics, Vrije Universiteit Amsterdam, Amsterdam, NL
88. Solid Biosciences, Boston, MA, US
89. Department of Psychiatry, Washington University in Saint Louis School of Medicine, Saint Louis, MO, US
90. Department of Biochemistry and Molecular Biology II, Institute of Neurosciences, Center for Biomedical Research, University of Granada, Granada, ES
91. Department of Psychiatry, University of Groningen, University Medical Center Groningen, Groningen, NL
92. Department of Psychiatry and Psychotherapy, Medical Center of the University of Munich, Campus Innenstadt, Munich, DE
93. Institute of Psychiatric Phenomics and Genomics (IPPG), Medical Center of the University of Munich, Campus Innenstadt, Munich, DE

94. Division of Cancer Epidemiology and Genetics, National Cancer Institute, Bethesda, MD, US
95. Behavioral Health Services, Kaiser Permanente Washington, Seattle, WA, US
96. Faculty of Medicine, Department of Psychiatry, University of Iceland, Reykjavik, IS
97. School of Medicine and Dentistry, James Cook University, Townsville, QLD, AU
98. Institute of Health and Wellbeing, University of Glasgow, Glasgow, GB
99. deCODE Genetics / Amgen, Reykjavik, IS
100. College of Biomedical and Life Sciences, Cardiff University, Cardiff, GB
101. Institute of Epidemiology and Social Medicine, University of Münster, Münster, Nordrhein-Westfalen, DE
102. Institute for Community Medicine, University Medicine Greifswald, Greifswald, Mecklenburg-Vorpommern, DE
103. Department of Psychiatry, University of California, San Diego, San Diego, CA, US
104. KG Jebsen Centre for Psychosis Research, Norway Division of Mental Health and Addiction, Oslo University Hospital, Oslo, NO
105. Medical Genetics Section, CGEM, IGMM, University of Edinburgh, Edinburgh, GB
106. Clinical Neurosciences, University of Cambridge, Cambridge, GB
107. Internal Medicine, Erasmus MC, Rotterdam, Zuid-Holland, NL
108. Roche Pharmaceutical Research and Early Development, Neuroscience, Ophthalmology and Rare Diseases Discovery & Translational Medicine Area, Roche Innovation Center Basel, F. Hoffmann-La Roche Ltd, Basel, CH
109. Department of Psychiatry and Psychotherapy, University Medicine Greifswald, Greifswald, Mecklenburg-Vorpommern, DE
110. Department of Psychiatry, Leiden University Medical Center, Leiden, NL
111. Virginia Institute for Psychiatric & Behavioral Genetics, Virginia Commonwealth University, Richmond, VA, US
112. Computational Sciences Center of Emphasis, Pfizer Global Research and Development, Cambridge, MA, US
113. Institute for Molecular Bioscience; Queensland Brain Institute, The University of Queensland, Brisbane, QLD, AU
114. Department of Psychiatry, University of Münster, Münster, Nordrhein-Westfalen, DE
115. Institute of Medical Genetics and Pathology, University Hospital Basel, University of Basel, Basel, CH
116. Institute of Neuroscience and Medicine (INM-1), Research Center Juelich, Juelich, DE
117. Amsterdam Public Health Institute, Vrije Universiteit Medical Center, Amsterdam, NL
118. Centre for Integrative Biology, Università degli Studi di Trento, Trento, Trentino-Alto Adige, IT
119. Department of Psychiatry and Psychotherapy, Medical Center, University of Freiburg, Faculty of Medicine, University of Freiburg, Freiburg, DE

120. Psychiatry, Kaiser Permanente Northern California, San Francisco, CA, US
121. Medical Research Council Human Genetics Unit, Institute of Genetics and Molecular Medicine, University of Edinburgh, Edinburgh, GB
122. Department of Psychiatry, University of Toronto, Toronto, ON, CA
123. Centre for Addiction and Mental Health, Toronto, ON, CA
124. Division of Psychiatry, University College London, London, GB
125. Neuroscience Therapeutic Area, Janssen Research and Development, LLC, Titusville, NJ, US
126. Institute of Molecular and Cell Biology, University of Tartu, Tartu, EE
127. Psychosis Research Unit, Aarhus University Hospital, Risskov, Aarhus, DK
128. University of Liverpool, Liverpool, GB
129. Mental Health Center Copenhagen, Copenhagen University Hospital, Copenhagen, DK
130. Human Genetics and Computational Biomedicine, Pfizer Global Research and Development, Groton, CT, US
131. Psychiatry, Harvard Medical School, Boston, MA, US
132. Psychiatry, University of Iowa, Iowa City, IA, US
133. Department of Psychiatry and Behavioral Sciences, Johns Hopkins University, Baltimore, MD, US
134. Department of Psychiatry and Psychotherapy, University Medical Center Göttingen, Goettingen, Niedersachsen, DE
135. Human Genetics Branch, NIMH Division of Intramural Research Programs, Bethesda, MD, US
136. Faculty of Medicine, University of Iceland, Reykjavik, IS
137. Child and Adolescent Psychiatry, Erasmus MC, Rotterdam, Zuid-Holland, NL
138. Psychiatry, Erasmus MC, Rotterdam, Zuid-Holland, NL
139. Psychiatry, Dalhousie University, Halifax, NS, CA
140. Division of Epidemiology, New York State Psychiatric Institute, New York, NY, US
141. Department of Clinical Medicine, University of Copenhagen, Copenhagen, DK
142. Department of Medical & Molecular Genetics, King's College London, London, GB
143. Psychiatry & Behavioral Sciences, Stanford University, Stanford, CA, US
144. NIHR BRC for Mental Health, King's College London, London, GB
145. Genetics, University of North Carolina at Chapel Hill, Chapel Hill, NC, US
146. Psychiatry, University of North Carolina at Chapel Hill, Chapel Hill, NC, US

Substance Use Disorder Working Group

Raymond K. Walters¹, Amy E. Adkins², Fazil Aliev³, Silviu-Alin Bacanu⁴, Anthony Batzler⁵, Sarah Bertelsen⁶, Joanna M. Biernacka⁷, Tim B. Bigdeli⁸, Li-Shiun Chen⁹, Yi-Ling Chou⁹, Franziska Degenhardt¹⁰, Anna R. Docherty¹¹, Jerome Foo¹², Louis Fox⁹, Josef Frank¹², Ina Giegling¹³, Scott Gordon¹⁴, Laura M. Hack¹⁵, Annette M. Hartmann¹³, Sarah M. Hartz⁹, Stefanie Heilmann-Heimbach¹⁰, Stefan Herms^{10,16}, Colin Hodgkinson¹⁷, Per Hoffmann^{10,16}, Jouke Jan Hottenga¹⁸, Emma C. Johnson⁹, Martin A. Kennedy¹⁹, Bettina Konte¹³, Jari Lahti^{20,21}, Marius Lahti-Pulkkinen²¹, Lannie Ligthart¹⁸, Anu Loukola²², Brion S. Maher²³, Hamdi Mbarek¹⁸, Matthew B. McQueen²⁴, Yuri Milaneschi²⁵, Teemu Palviainen²², John F. Pearson²⁶, Roseann E. Peterson²⁷, Renato Polimanti²⁸, Euijung Ryu²⁹, Nancy L. Saccone³⁰, Jessica E. Salvatore^{3,27}, Melanie Schwandt³¹, Richard Sherva³², Fabian Streit¹², Jana Strohmaier¹², Nathaniel Thomas², Jen-Chyong Wang⁶, Bradley T. Webb⁴, Robbee Wedow³³, Leah Wetherill³⁴, Amanda G. Wills³⁵, Jason D. Boardman³³, Danfeng Chen³⁶, Doo-Sup Choi³⁷, William E. Copeland³⁸, Robert C. Culverhouse³⁹, Norbert Dahmen⁴⁰, Louisa Degenhardt⁴¹, Benjamin W. Domingue⁴², Mark Frye⁴³, Wolfgang Gäbel⁴⁴, Marcus Ising⁴⁵, Margaret Keyes⁴⁶, Falk Kiefer⁴⁷, John Kramer⁴⁸, Samuel Kuperman⁴⁸, Susanne Lucae⁴⁵, Michael T. Lynskey⁴⁹, Wolfgang Maier⁵⁰, Karl Mann⁴⁷, Jeanette Nance McClintick⁵¹, Jacquelyn L. Meyers⁵², Bertram Müller-Myhsok⁵³, John I. Nurnberger^{34,54}, Aarno Palotie^{1,22,55}, Ulrich Preuss^{13,56}, Katri Räikkönen²¹, Maureen D. Reynolds⁵⁷, Monika Ridinger⁵⁸, Norbert Scherbaum⁵⁹, Marc Schuckit⁶⁰, Michael Soyka^{61,62}, Jens Treutlein¹², Stephanie Witt¹², Norbert Wodarz⁶³, Peter Zill⁶², Daniel E. Adkins^{11,64}, Joseph M. Boden¹⁹, Dorret Boomsma¹⁸, Laura J. Bierut⁹, Sandra A. Brown^{60,65}, Kathleen K. Bucholz⁹, Sven Cichon¹⁶, E. Jane Costello³⁸, Nancy Diazgranados⁶⁶, Danielle M. Dick^{2,67}, Johan G. Eriksson⁶⁸, Lindsay A. Farrer^{32,69}, Tatiana M. Foroud³⁴, Nathan A. Gillespie²⁷, Alison M. Goate⁶, David Goldman^{17,31}, Richard A. Grucza⁹, Dana B. Hancock⁷⁰, Kathleen Mullan Harris⁷¹, Andrew C. Heath⁹, Victor Hesselbrock⁷², John K. Hewitt⁷³, Christian Hopfer⁷⁴, John Horwood¹⁹, William Iacono⁴⁶, Eric O. Johnson⁷⁵, Jaakko A. Kaprio^{22,76}, Victor Karpyak⁴³, Kenneth S. Kendler⁴, Henry R. Kranzler⁷⁷, Kenneth Krauter⁷⁸, Paul Lichtenstein⁷⁹, Penelope A. Lind¹⁴, Matt McGue⁴⁶, Pamela A. F. Madden⁹, Hermine Maes⁸⁰, Patrik Magnusson⁷⁹, Nicholas G. Martin¹⁴, Sarah E. Medland¹⁴, Grant W. Montgomery⁸¹, Elliot C. Nelson⁹, Markus M. Nöthen⁸², Nancy L. Pedersen⁷⁹, Brenda Penninx²⁵, Bernice Porjesz⁵², John P. Rice⁹, Marcella Rietschel¹², Brien P. Riley⁴, Richard Rose⁸³, Dan Rujescu¹³, Pei-Hong Shen¹⁷, Judy Silberg²⁷, Michael C. Stallings⁷³, Ralph E. Tarter⁵⁷, Michael M. Vanyukov⁵⁷, Scott Vrieze⁴⁶, Tamara L. Wall⁶⁰, John B. Whitfield¹⁴, Hongyu Zhao⁸⁴, Benjamin M. Neale¹, Joel Gelernter^{85*}, Howard J. Edenberg^{34,51*}, Arpana Agrawal^{9*}

¹ Analytic and Translational Genetics Unit, Department of Medicine, Massachusetts General Hospital and Harvard Medical School, Boston, Massachusetts, USA; Stanley Center for Psychiatric Research, Broad Institute of MIT and Harvard, Cambridge, Massachusetts, USA

² Department of Psychology & College Behavioral and Emotional Health Institute, Virginia Commonwealth University

³ Virginia Commonwealth University, Department of Psychology

⁴ Virginia Commonwealth University Alcohol Research Center; Virginia Institute for Psychiatric and Behavioral Genetics; Department of Psychiatry, Virginia Commonwealth University

- ⁵ Mayo Clinic, Psychiatric Genomics and Pharmacogenomics Program
- ⁶ Icahn School of Medicine at Mount Sinai, Department of Neuroscience
- ⁷ Mayo Clinic, Department of Health Sciences Research, and Department of Psychiatry and Psychology
- ⁸ Department of Psychiatry and Behavioral Sciences, State University of New York Downstate Medical Center
- ⁹ Washington University School of Medicine, Department of Psychiatry
- ¹⁰ Institute of Human Genetics, University of Bonn; and Department of Genomics, Life & Brain Center, University of Bonn
- ¹¹ University of Utah, Department of Psychiatry
- ¹² Department of Genetic Epidemiology in Psychiatry, Central Institute of Mental Health, Medical Faculty Mannheim, Heidelberg University
- ¹³ Martin-Luther-University Halle-Wittenberg, Department of Psychiatry, Psychotherapy and Psychosomatics
- ¹⁴ QIMR Berghofer Medical Research Institute
- ¹⁵ Department of Psychiatry and Behavioral Sciences, Emory University School of Medicine
- ¹⁶ Human Genomics Research Group, Department of Biomedicine, University of Basel Institute of Medical Genetics and Pathology, University Hospital Basel
- ¹⁷ NIH/NIAAA, Laboratory of Neurogenetics, NIAAA, NIH, USA
- ¹⁸ Department of Biological Psychology, Amsterdam Public Health Research Institute, Vrije Universiteit Amsterdam, Amsterdam, the Netherlands
- ¹⁹ University of Otago, Christchurch, New Zealand
- ²⁰ Helsinki Collegium for Advanced Studies, University of Helsinki, Helsinki, Finland
- ²¹ Department of Psychology and Logopedics, University of Helsinki, Helsinki, Finland
- ²² Institute for Molecular Medicine Finland (FIMM), University of Helsinki, Finland
- ²³ Johns Hopkins Bloomberg School of Public Health
- ²⁴ Department of Integrative Physiology, University of Colorado Boulder
- ²⁵ Department of Psychiatry, Amsterdam Public Health Research Institute, VU University Medical Center/GGz inGeest, Amsterdam, the Netherlands
- ²⁶ Biostatistics and Computational Biology Unit, University of Otago, Christchurch, New Zealand
- ²⁷ Virginia Commonwealth University, Virginia Institute for Psychiatric and Behavioral Genetics, Department of Psychiatry
- ²⁸ Department of Psychiatry, Yale School of Medicine and VA CT Healthcare Center, West Haven, CT, USA
- ²⁹ Mayo Clinic, Department of Health Sciences Research
- ³⁰ Washington University School of Medicine, Department of Genetics
- ³¹ NIH/NIAAA, Office of the Clinical Director
- ³² Department of Medicine (Biomedical Genetics), Boston University School of Medicine

- ³³ Institute of Behavioral Science and Department of Sociology, University of Colorado
- ³⁴ Indiana University School of Medicine, Department of Medical and Molecular Genetics
- ³⁵ University of Colorado School of Medicine, Department of Pharmacology
- ³⁶ Stanley Center for Psychiatric Research, Broad Institute of MIT and Harvard, Cambridge, Massachusetts, USA
- ³⁷ Mayo Clinic, Department of Molecular Pharmacology and Experimental Therapeutics
- ³⁸ Duke University Medical Center, Department of Psychiatry and Behavioral Sciences
- ³⁹ Washington University School of Medicine, Department of Medicine and Division of Biostatistics
- ⁴⁰ Department of Psychiatry, University of Mainz
- ⁴¹ National Drug and Alcohol Research Centre, University of New South Wales
- ⁴² Stanford University Graduate School of Education
- ⁴³ Mayo Clinic, Department of Psychiatry and Psychology
- ⁴⁴ Department of Psychiatry and Psychotherapy, University of Düsseldorf
- ⁴⁵ Max-Planck-Institute of Psychiatry
- ⁴⁶ University of Minnesota, Department of Psychology
- ⁴⁷ Department of Addictive Behavior and Addiction Medicine, Central Institute of Mental Health, Medical Faculty Mannheim, Heidelberg University
- ⁴⁸ University of Iowa Roy J and Lucille A Carver College of Medicine, Department of Psychiatry
- ⁴⁹ Addictions Dept, Institute of Psychiatry, Psychology & Neuroscience, King's College London
- ⁵⁰ Department of Psychiatry, University of Bonn
- ⁵¹ Indiana University School of Medicine, Biochemistry/Molecular Biology
- ⁵² Henri Begleiter Neurodynamics Laboratory, Department of Psychiatry and Behavioral Sciences, SUNY Downstate Medical Center
- ⁵³ Department of Statistical Genetics, Max-Planck-Institute of Psychiatry
- ⁵⁴ Department of Psychiatry, Indiana University School of Medicine
- ⁵⁵ Department of Medicine, Department of Neurology and Department of Psychiatry, Massachusetts General Hospital, Boston, MA, USA
- ⁵⁶ Vitos Hospital Herborn, Dept. of Psychiatry and Psychotherapy, Herborn
- ⁵⁷ University of Pittsburgh, School of Pharmacy
- ⁵⁸ Department of Psychiatry and Psychotherapy, University of Regensburg Psychiatric Health Care Aargau
- ⁵⁹ LVR-Hospital Essen, Department of Psychiatry and Psychotherapy, Department of Addictive Behaviour and Addiction Medicine, Medical Faculty, University of Duisburg-Essen
- ⁶⁰ University of California San Diego, Department of Psychiatry
- ⁶¹ Medical Park Chiemseeblick in Bernau-Felden
- ⁶² Psychiatric Hospital, Ludwig-Maximilians-University
- ⁶³ Department of Psychiatry and Psychotherapy, University of Regensburg
- ⁶⁴ University of Utah, Department of Sociology

- ⁶⁵ University of California, San Diego School of Medicine, Department of Psychology
- ⁶⁶ NIAAA Intramural Research Program
- ⁶⁷ Department of Human & Molecular Genetics, Virginia Commonwealth University
- ⁶⁸ Department of General Practice and Primary Health Care, University of Helsinki, Helsinki, Finland and National Institute for Health and Welfare, Finland
- ⁶⁹ Departments of Neurology, Ophthalmology, Epidemiology, and Biostatistics, Boston University Schools of Medicine and Public Health
- ⁷⁰ RTI International, Behavioral and Urban Health Program, Behavioral Health and Criminal Justice Division
- ⁷¹ Department of Sociology and Carolina Population Center, University of North Carolina at Chapel Hill
- ⁷² University of Connecticut School of Medicine, Department of Psychiatry
- ⁷³ University of Colorado Boulder, Institute for Behavioral Genetics
- ⁷⁴ University of Colorado Denver, School of Medicine
- ⁷⁵ RTI International, Fellows Program
- ⁷⁶ Department of Public Health, University of Helsinki, Helsinki, Finland
- ⁷⁷ University of Pennsylvania Perelman School of Medicine, Center for Studies of Addiction, Department of Psychiatry and VISN 4 MIRECC, Crescenz VAMC
- ⁷⁸ University of Colorado Boulder, Department of Molecular, Cellular, and Developmental Biology
- ⁷⁹ Department of Medical Epidemiology and Biostatistics, Karolinska Institutet, Stockholm, Sweden
- ⁸⁰ Virginia Commonwealth University, Virginia Institute for Psychiatric and Behavioral Genetics
- ⁸¹ The Institute for Molecular Bioscience, University of Queensland
- ⁸² Institute of Human Genetics, University of Bonn School of Medicine & University Hospital Bonn
- ⁸³ Department of Psychological & Brain Sciences, Indiana University, Bloomington, IN
- ⁸⁴ Department of Biostatistics, Yale School of Public Health, Yale University
- ⁸⁵ Departments of Psychiatry, Genetics, and Neuroscience, Yale University School of Medicine; VA Connecticut Healthcare System

Acknowledgements

The Psychiatric Genomics Consortium (PGC): We are deeply indebted to the investigators who comprise the PGC, and to the hundreds of thousands of subjects who have shared their life experiences with PGC investigators. The PGC has received major funding from the National Institute of Mental Health and the National Institute on Drug Abuse (PGC3: U01 MH109528 and U01 MH109532, PGC2: U01 MH094421, PGC1:U01MH085520). The Substance Use Disorders Working Group of the Psychiatric Genomics Consortium (PGC-SUD) is supported by funds from NIDA and NIMH to MH109532 and, previously, with analyst support from NIAAA to U01AA008401 (COGA). We gratefully acknowledge the contributing studies and the participants in those studies without whom this effort would not be possible. For a full list of acknowledgements of all individual cohorts included in the PGC-SUD and PGC-MD groups, please see the original publications.

Statistical analyses were carried out on the Genetic Cluster Computer (<http://www.geneticcluster.org>) hosted by SURFsara, which is financially supported by the Netherlands Scientific Organization (NWO 480-05-003) along with a supplement from the Dutch Brain Foundation and the VU University Amsterdam.

Renato Polimanti was supported by a Young Investigator Grant from the American Foundation for Suicide Prevention. Roseann E. Peterson was supported by National Institutes of Health K01 grant MH113848. Nathan A. Gillespie was supported by National Institutes of Health R00 grant R00DA023549.

This paper represents independent research part-funded by the National Institute for Health Research (NIHR) Biomedical Research Centre at South London and Maudsley NHS Foundation Trust and King's College London. The views expressed are those of the authors and not necessarily those of the NHS, the NIHR or the Department of Health and Social Care. This work was conducted using the UK Biobank Resource (application number 25331).

Collaborators for the 23andMe Research Team are: Michelle Agee, Babak Alipanahi, Adam Auton, Robert K. Bell, Katarzyna Bryc, Sarah L. Elson, Pierre Fontanillas, Nicholas A. Furlotte, David A. Hinds, Karen E. Huber, Aaron Kleinman, Nadia K. Litterman, Matthew H. McIntyre, Joanna L. Mountain, Elizabeth S. Noblin, Carrie A.M. Northover, Steven J. Pitts, J. Fah Sathirapongsasuti, Olga V. Sazonova, Janie F. Shelton, Suyash Shringarpure, Chao Tian, Joyce Y. Tung, Vladimir Vacic, Catherine H. Wilson. We thank the research participants of 23andMe.

QIMR (MD): We thank the twins and their families for their willing participation in our studies. NG Martin is supported by the National Health and Medical Research Council, Australia (941177, 971232, 3399450 and 443011). QIMR (AD): Supported by NIH grants AA07535, AA07728, AA13320, AA13321, AA14041, AA11998, AA17688, DA012854, DA019951; by grants from the Australian National Health and Medical Research Council (241944, 339462, 389927, 389875, 389891, 389892, 389938, 442915, 442981, 496739, 552485, 552498); by grants from the Australian Research Council (A7960034, A79906588, A79801419, DP0770096, DP0212016, DP0343921); and by the FP-5 GenomEUtwin Project (QLG2-CT-2002-01254). GWAS genotyping at CIDR was supported by a grant to the late Richard Todd, PhD, MD, former PI of grant AA13320 and a key contributor to research described in this manuscript. S.E.M., D.R.N., A.F.M., M.A.R.F., S.M., D.L.D., and G.W.M. are supported by the National

Health and Medical Research Council (NHMRC) Fellowship Scheme. We acknowledge the contributions of project investigator Alexandre Todorov, PhD at Washington University. We also thank Dixie Statham, Ann Eldridge, Marlene Grace, Kerrie McAloney (sample collection); Lisa Bowdler, Steven Crooks (DNA processing); David Smyth, Harry Beeby, and Daniel Park (IT support) at Queensland Institute of Medical Research, Brisbane Australia. Last, but not least, we thank the twins and their families for their participation.