

## VIII. SUPPLEMENTARY INFORMATION




Fig. 13. Extended NID model applied to our bidirectional LSTM model.

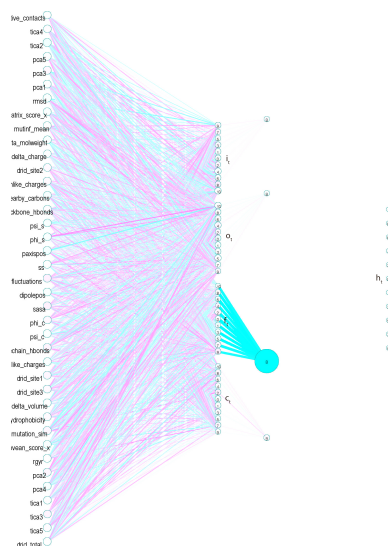
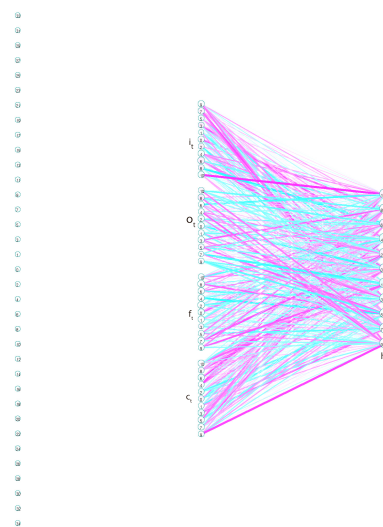
Fig. 14. LSTM NID for the feed-forward connections of the LSTM *forward* LSTM in figure VIII.Fig. 15. LSTM NID for the recurrent connections of the LSTM *forward* LSTM in figures VIII and VIII.



Fig. 16. LSTM NID for the feed-forward connections of the LSTM *backward LSTM* in figures VIII.




Fig. 17. LSTM NID for the recurrent connections of the LSTM *backward LSTM* in figures VIII and VIII.

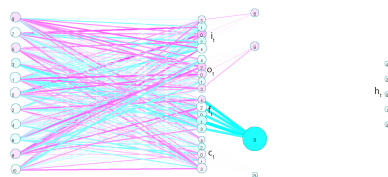


Fig. 18. LSTM NID for the feed-forward connections of the LSTM *Final LSTM* in figures VIII.

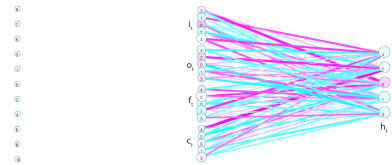


Fig. 19. LSTM NID for the recurrent connections of the LSTM *Final LSTM* in figures VIII and figure VIII.